



City Manager Report

The City of OKLAHOMA CITY

NO: 1148

DATE: FEBRUARY 27, 2018

TO: THE MAYOR AND MEMBERS OF THE CITY COUNCIL

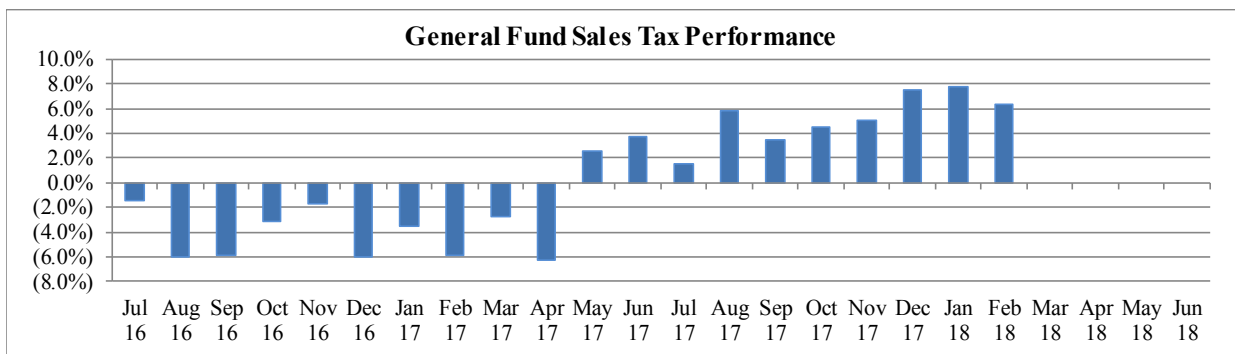
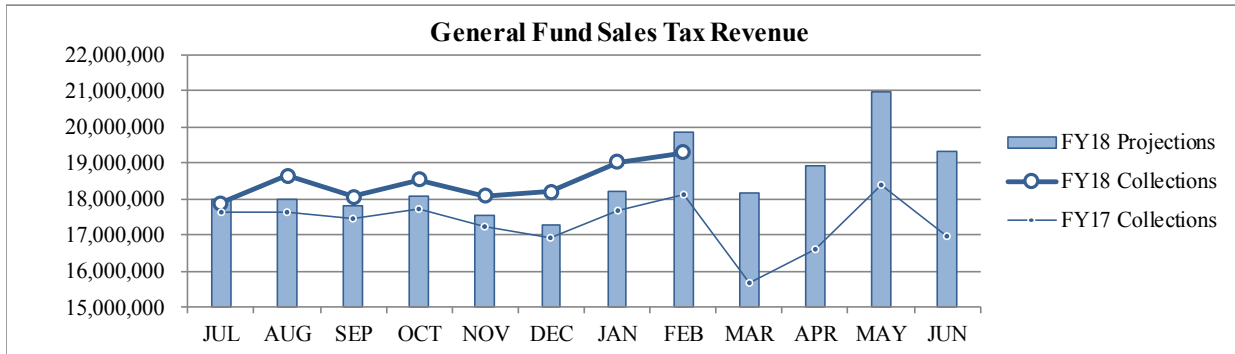
SUBJECT: FEBRUARY 2018 SALES AND USE TAX COLLECTIONS

Combined sales and use taxes for the General Fund are \$4,367,402 or 2.5% above projections for the year.

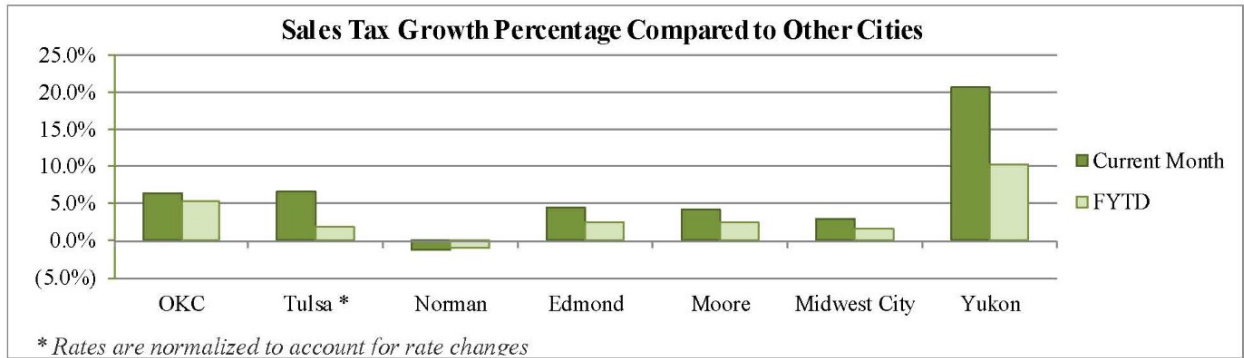
The majority of the February remittance includes actual collections for the second half of December and estimated collections for the first half of January.

General Fund Sales Tax

SALES TAX PERFORMANCE (vs Projection)				SALES TAX PERFORMANCE (vs Prior Year)			
Feb 18	Projection	\$ Diff	% Change	Feb 18	Feb 17	\$ Diff	% Change
19,298,537	19,866,934	(568,397)	(2.9%)	19,298,537	18,143,318	1,155,218	6.4%
YTD FY18	YTD Proj	\$ Diff	% Change	YTD FY18	YTD FY17	\$ Diff	% Change
147,766,011	144,768,620	2,997,391	2.1%	147,766,011	140,422,840	7,343,171	5.2%

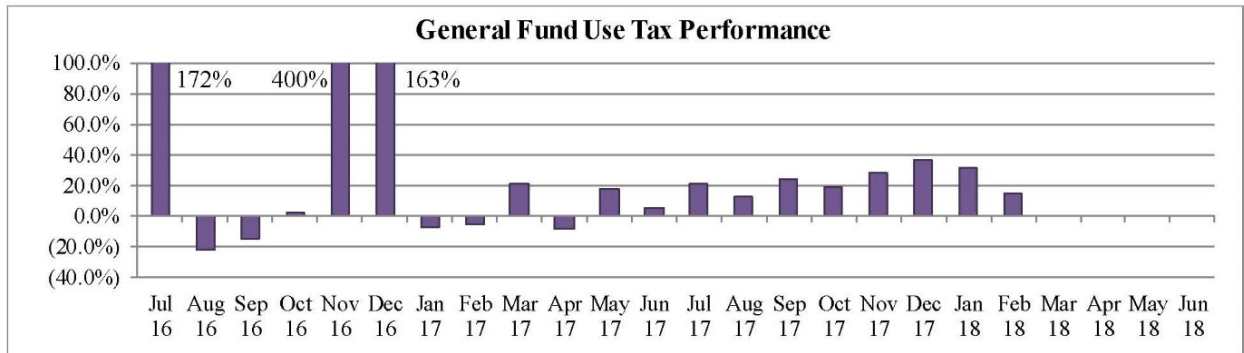
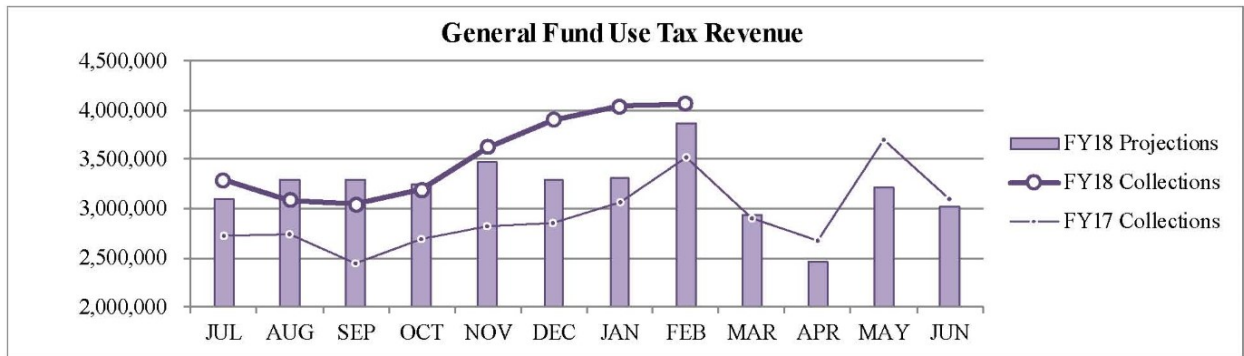


Sales Tax Comparison to Other Cities




General Fund Use Tax

USE TAX PERFORMANCE (vs Projection)				USE TAX PERFORMANCE (vs Prior Year)			
Feb 18	Projection	\$ Diff	% Change	Feb 18	Feb 17	\$ Diff	% Change
4,063,130	3,862,756	200,374	5.2%	4,063,130	3,526,980	536,150	15.2%
YTD FY18	YTD Proj	\$ Diff	% Change	YTD FY18	YTD FY17	\$ Diff	% Change
28,233,981	26,863,970	1,370,011	5.1%	28,233,981	22,840,847	5,393,134	23.6%



* Large refunds in the prior year caused the high growth rates of July, November, and December 2016.

Staff is available should you have questions or require additional information.


 James D. Couch
 City Manager