



City Manager Report

The City of OKLAHOMA CITY

NO: 1111

DATE: DECEMBER 5, 2017

TO: THE MAYOR AND MEMBERS OF THE CITY COUNCIL

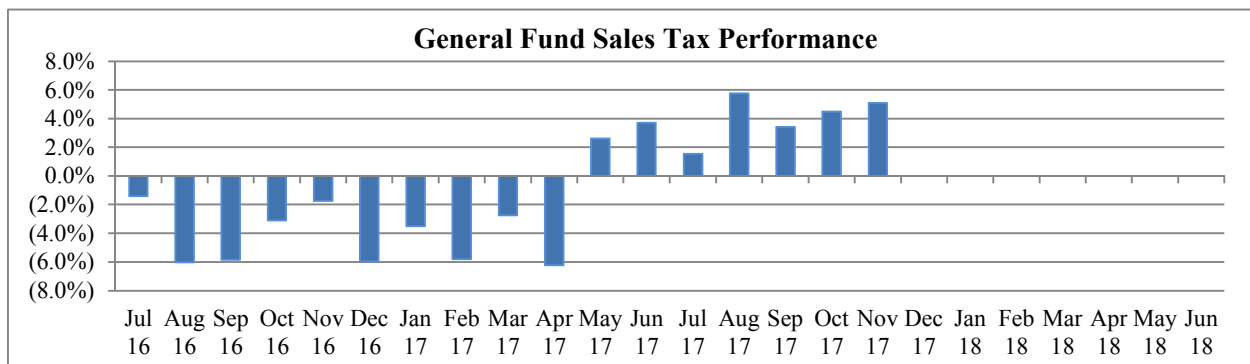
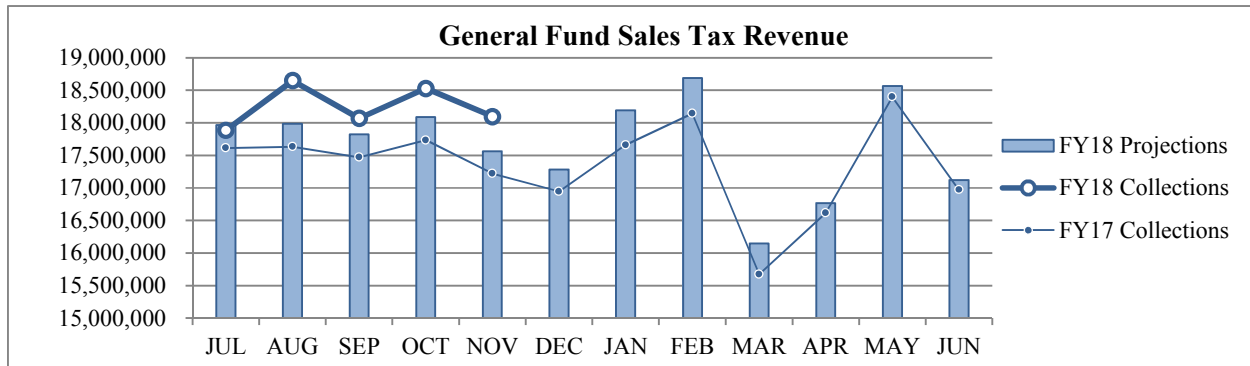
SUBJECT: NOVEMBER 2017 SALES AND USE TAX COLLECTIONS

Combined sales and use taxes for the General Fund are \$1,624,074 or 1.5% above projections for the year.

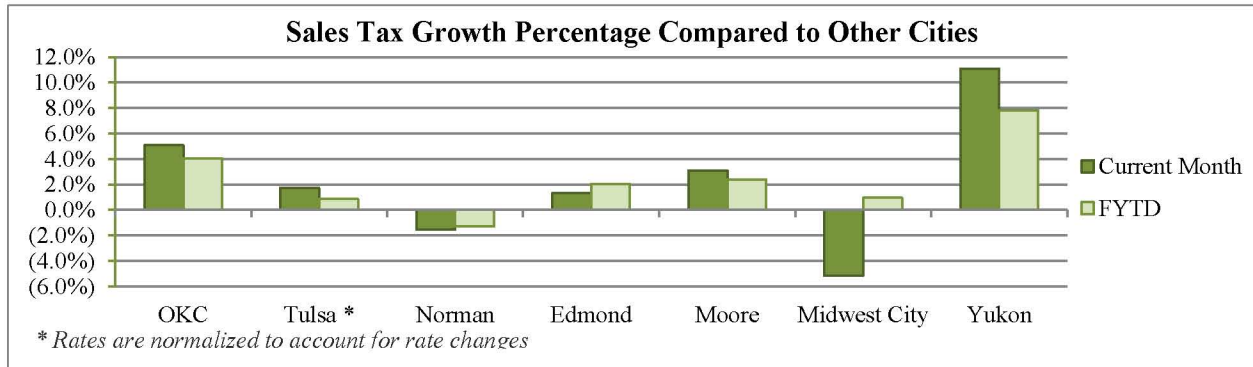
The majority of the November remittance includes actual collections for the second half of September and estimated collections for the first half of October.

General Fund Sales Tax

SALES TAX PERFORMANCE (vs Projection)				SALES TAX PERFORMANCE (vs Prior Year)			
Nov 17	Projection	\$ Diff	% Change	Nov 17	Nov 16	\$ Diff	% Change
18,096,801	17,565,718	531,083	3.0%	18,096,801	17,221,292	875,509	5.1%
YTD FY18	YTD Proj	\$ Diff	% Change	YTD FY18	YTD FY17	\$ Diff	% Change
91,227,678	89,429,353	1,798,325	2.0%	91,227,678	87,675,835	3,551,843	4.1%



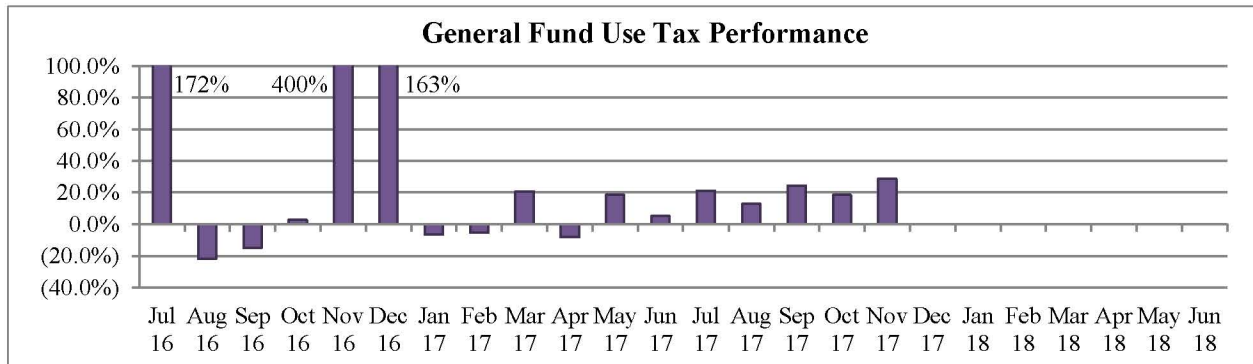
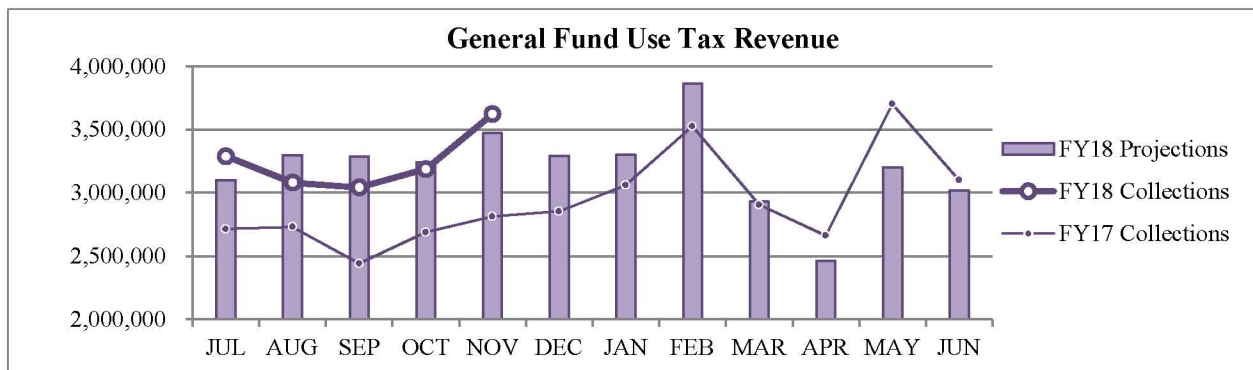
Sales Tax Comparison to Other Cities



General Fund Use Tax

USE TAX PERFORMANCE (vs Projection)			
Nov 17	Projection	\$ Diff	% Change
3,624,346	3,473,277	151,069	4.3%
YTD FY18	YTD Proj	\$ Diff	% Change
16,231,173	16,405,423	(174,250)	(1.1%)

USE TAX PERFORMANCE (vs Prior Year)			
Nov 17	Nov 16	\$ Diff	% Change
3,624,346	2,814,017	810,328	28.8%
YTD FY18	YTD FY17	\$ Diff	% Change
16,231,173	13,397,123	2,834,049	21.2%



* Large refunds in the prior year caused the high growth rates of July, November, and December 2016.

Staff is available should you have questions or require additional information.

James D. Couch
City Manager