



# City Manager Report

## The City of OKLAHOMA CITY

**NO:** 1117

**DATE:** DECEMBER 19, 2017

**TO:** THE MAYOR AND MEMBERS OF THE CITY COUNCIL

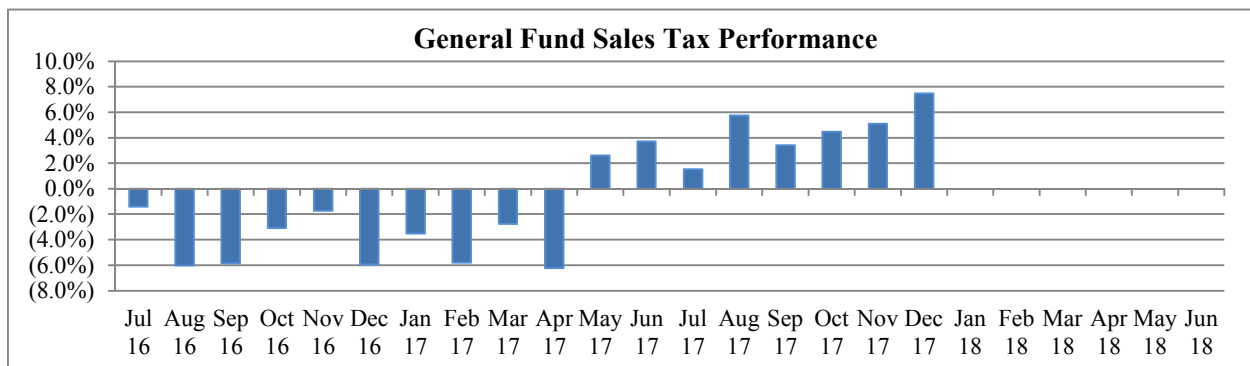
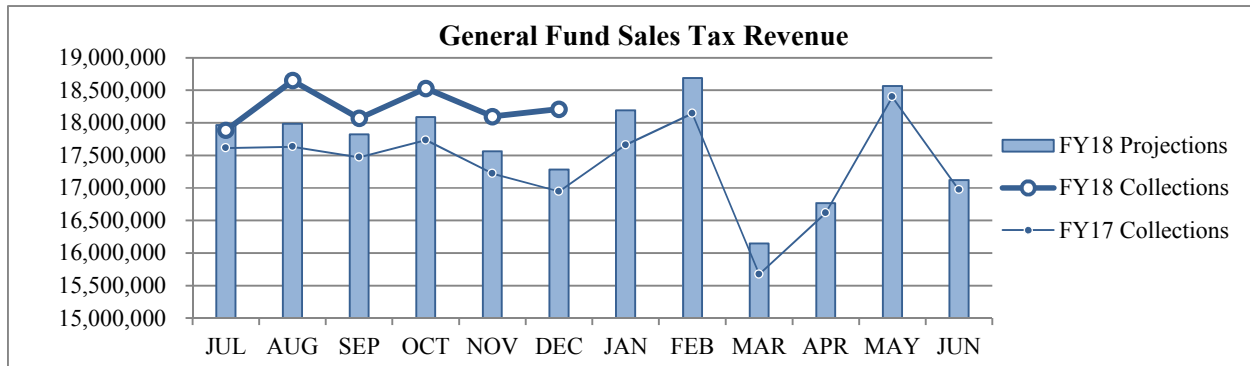
**SUBJECT:** DECEMBER 2017 SALES AND USE TAX COLLECTIONS

Combined sales and use taxes for the General Fund are \$3,157,510 or 2.5% above projections for the year.

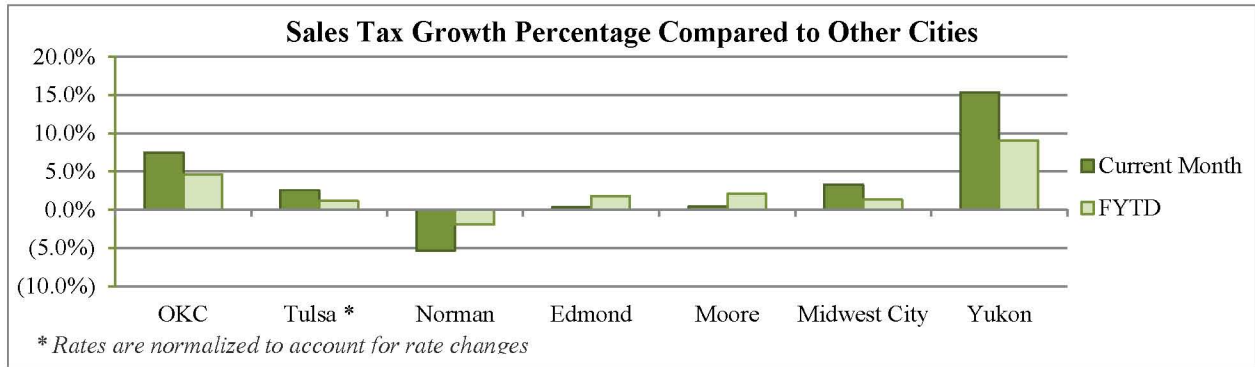
The majority of the December remittance includes actual collections for the second half of October and estimated collections for the first half of November.

### General Fund Sales Tax

SALES TAX PERFORMANCE (vs Projection)				SALES TAX PERFORMANCE (vs Prior Year)			
Dec 17	Projection	\$ Diff	% Change	Dec 17	Dec 16	\$ Diff	% Change
18,209,009	17,283,163	925,846	5.4%	18,209,009	16,944,278	1,264,731	7.5%
YTD FY18	YTD Proj	\$ Diff	% Change	YTD FY18	YTD FY17	\$ Diff	% Change
109,436,686	106,712,516	2,724,170	2.6%	109,436,686	104,620,113	4,816,573	4.6%

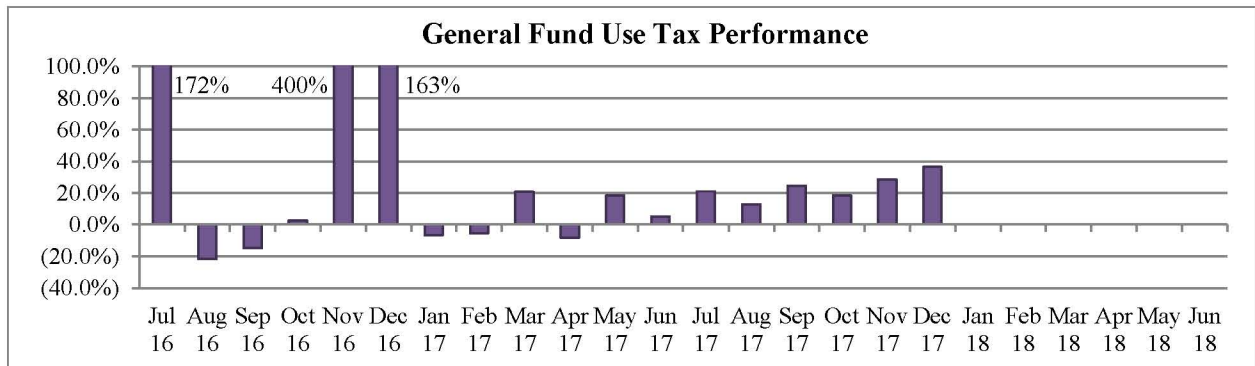
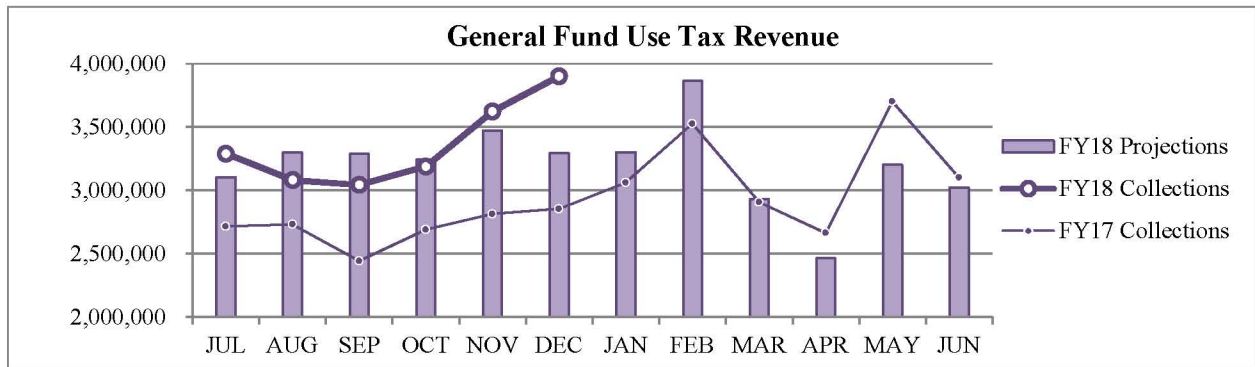


## Sales Tax Comparison to Other Cities



## General Fund Use Tax

USE TAX PERFORMANCE (vs Projection)				USE TAX PERFORMANCE (vs Prior Year)			
Dec 17	Projection	\$ Diff	% Change	Dec 17	Dec 16	\$ Diff	% Change
3,901,508	3,293,918	607,590	18.4%	3,901,508	2,854,489	1,047,019	36.7%
YTD FY18	YTD Proj	\$ Diff	% Change	YTD FY18	YTD FY17	\$ Diff	% Change
20,132,681	19,699,341	433,340	2.2%	20,132,681	16,251,612	3,881,068	23.9%



\* Large refunds in the prior year caused the high growth rates of July, November, and December 2016.

Staff is available should you have questions or require additional information.

James D. Couch  
City Manager