



# City Manager Report

## The City of OKLAHOMA CITY

**NO:** 1128

**DATE:** JANUARY 16, 2018

**TO:** THE MAYOR AND MEMBERS OF THE CITY COUNCIL

**SUBJECT:** JANUARY 2018 SALES AND USE TAX COLLECTIONS

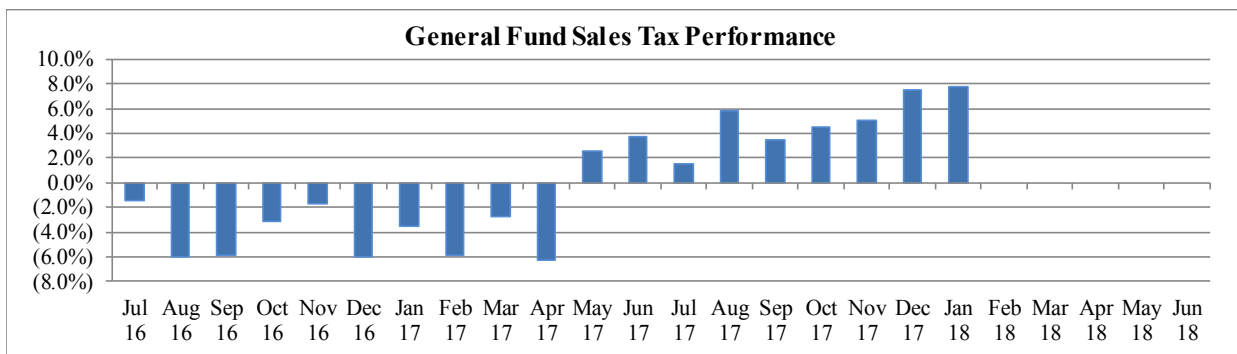
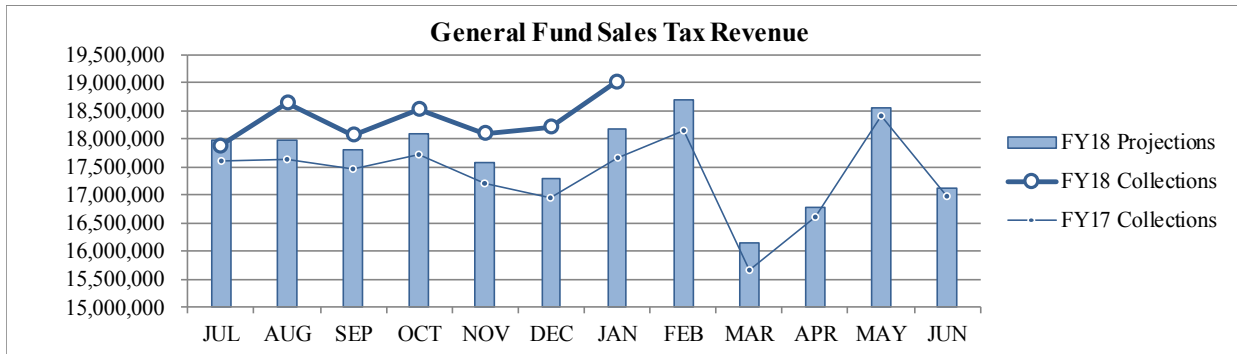
Combined sales and use taxes for the General Fund are \$4,735,426 or 3.2% above projections for the year.

The majority of the January remittance includes actual collections for the second half of November and estimated collections for the first half of December.

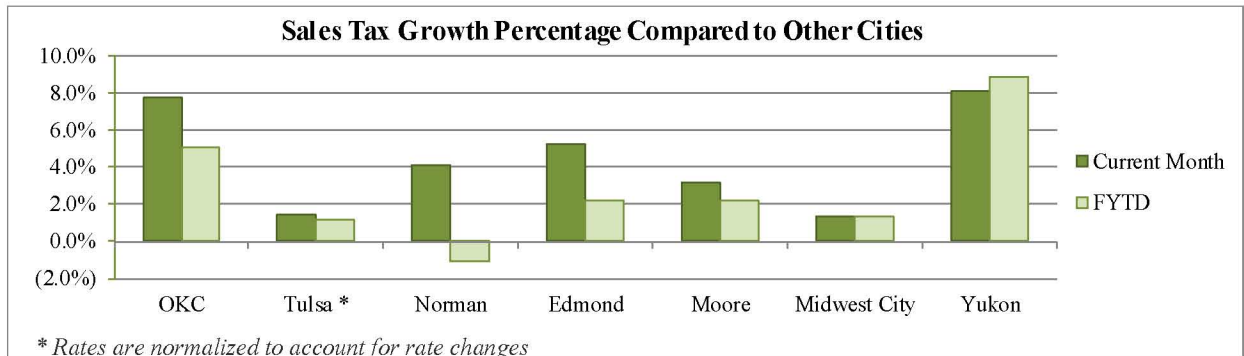
### General Fund Sales Tax

SALES TAX PERFORMANCE (vs Projection)			
Jan 18	Projection	\$ Diff	% Change
19,030,788	18,189,170	841,618	4.6%
YTD FY18	YTD Proj	\$ Diff	% Change
128,467,474	124,901,686	3,565,788	2.9%

SALES TAX PERFORMANCE (vs Prior Year)			
Jan 18	Jan 17	\$ Diff	% Change
19,030,788	17,659,409	1,371,379	7.8%
YTD FY18	YTD FY17	\$ Diff	% Change
128,467,474	122,279,522	6,187,952	5.1%

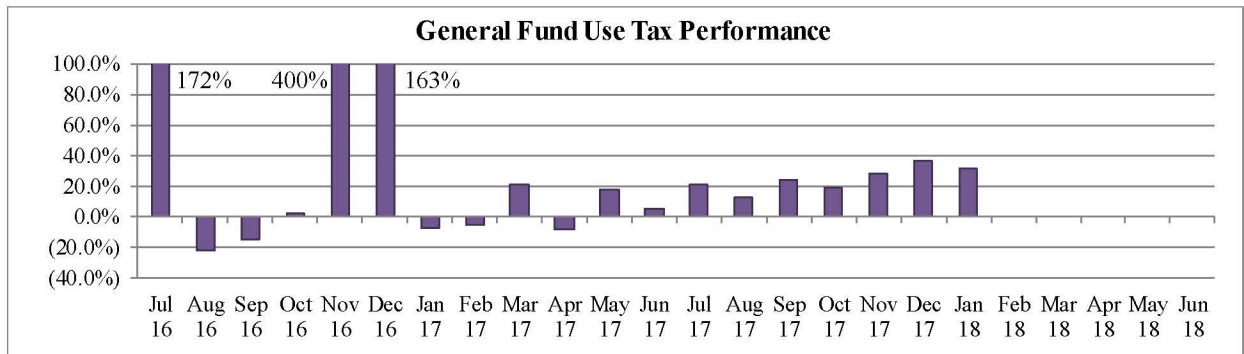
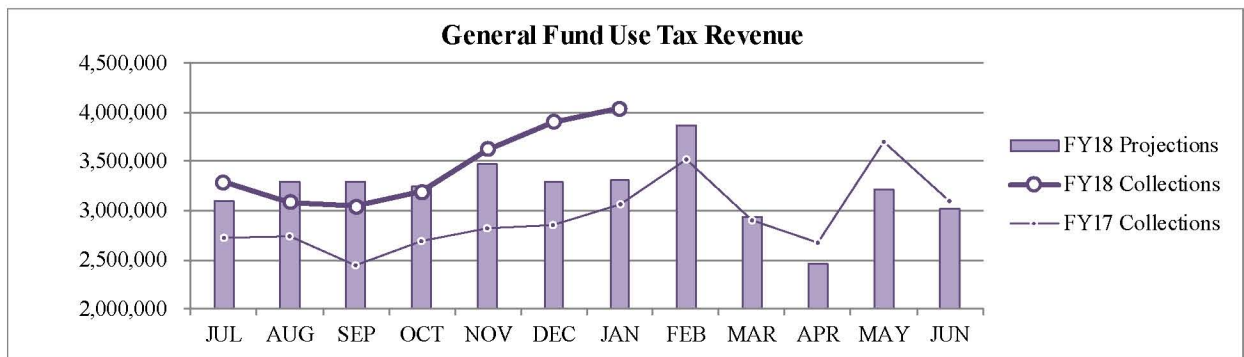


## Sales Tax Comparison to Other Cities



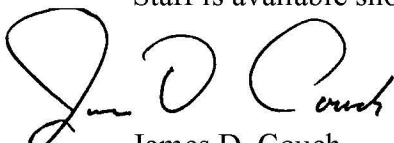
## General Fund Use Tax

USE TAX PERFORMANCE (vs Projection)				USE TAX PERFORMANCE (vs Prior Year)			
Jan 18	Projection	\$ Diff	% Change	Jan 18	Jan 17	\$ Diff	% Change
4,038,171	3,301,873	736,298	22.3%	4,038,171	3,062,255	975,916	31.9%
YTD FY18	YTD Proj	\$ Diff	% Change	YTD FY18	YTD FY17	\$ Diff	% Change
24,170,851	23,001,214	1,169,637	5.1%	24,170,851	19,313,867	4,856,984	25.1%



\* Large refunds in the prior year caused the high growth rates of July, November, and December 2016.

Staff is available should you have questions or require additional information.

  
 James D. Couch  
 City Manager