



City Manager Report

The City of OKLAHOMA CITY

NO: 1158

DATE: MARCH 27, 2018

TO: THE MAYOR AND MEMBERS OF THE CITY COUNCIL

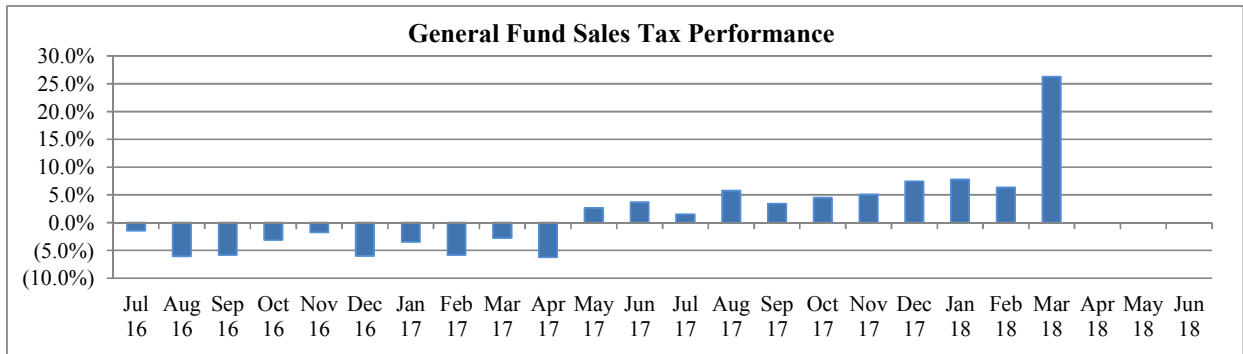
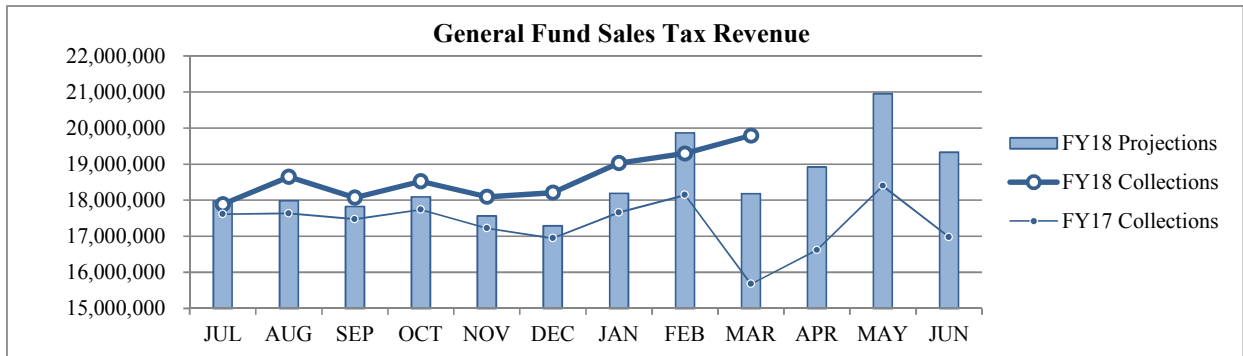
SUBJECT: MARCH 2018 SALES AND USE TAX COLLECTIONS

Combined sales and use taxes for the General Fund are \$7,308,606 or 3.8% above projections for the year. The majority of the March remittance includes actual collections for the second half of January and estimated collections for the first half of February. This is the first month we received the benefit of the new tax increase and the increase is going to the general fund.

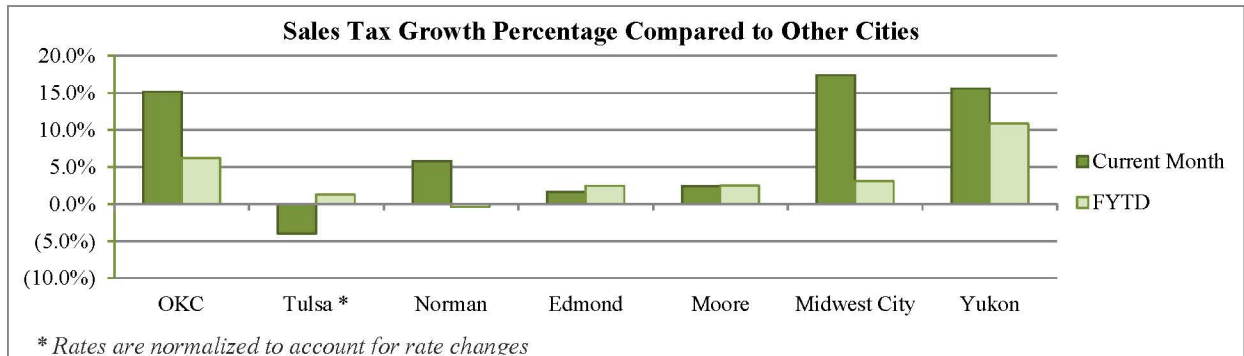
General Fund Sales Tax

SALES TAX PERFORMANCE <i>(vs Projection)</i>			
Mar 18	Projection	\$ Diff	% Change
20,176,760	18,184,331	1,992,429	11.0%
YTD FY18	YTD Proj	\$ Diff	% Change
167,942,771	162,952,951	4,989,820	3.1%

SALES TAX PERFORMANCE <i>(vs Prior Year)</i>			
Mar 18	Mar 17	\$ Diff	% Change
20,176,760	15,676,147	4,500,612	28.7%
YTD FY18	YTD FY17	\$ Diff	% Change
167,942,771	156,098,987	11,843,783	7.6%

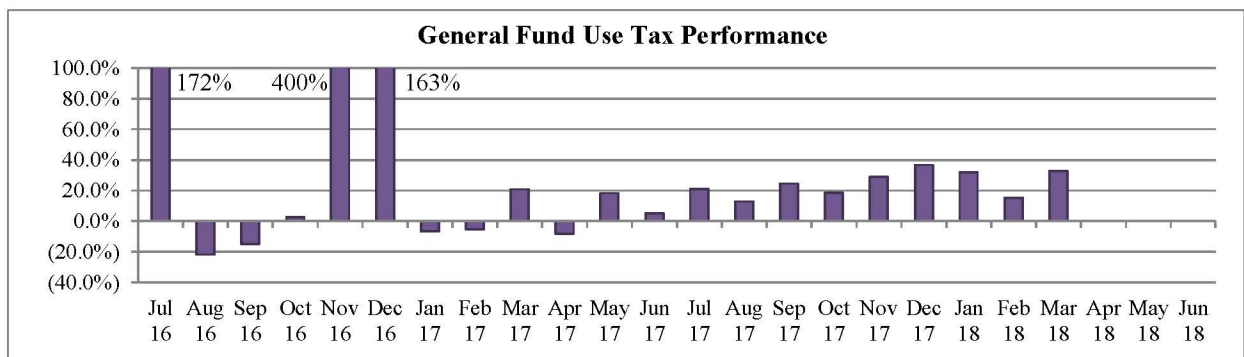
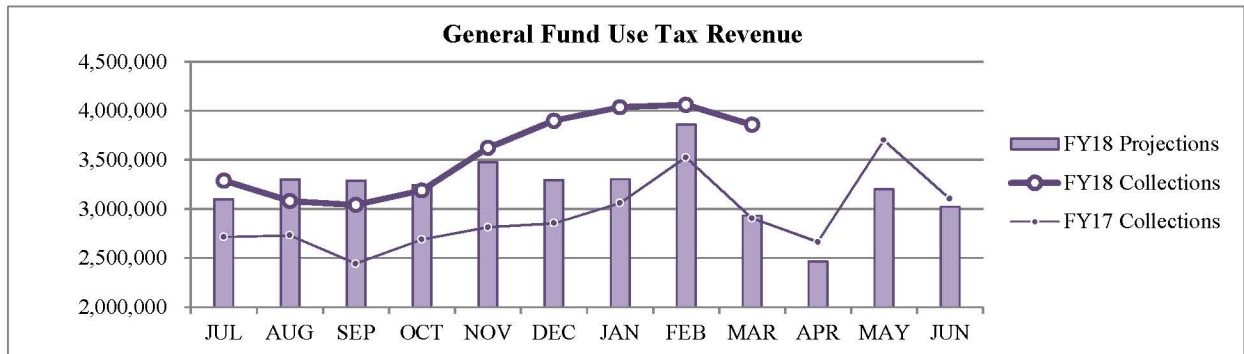


Sales Tax Comparison to Other Cities



General Fund Use Tax

USE TAX PERFORMANCE (vs Projection)				USE TAX PERFORMANCE (vs Prior Year)			
Mar 18	Projection	\$ Diff	% Change	Mar 18	Mar 17	\$ Diff	% Change
3,880,380	2,931,604	948,776	32.4%	3,880,380	2,906,840	973,539	33.5%
YTD FY18	YTD Proj	\$ Diff	% Change	YTD FY18	YTD FY17	\$ Diff	% Change
32,114,361	29,795,574	2,318,787	7.8%	32,114,361	25,747,688	6,366,673	24.7%



* Large refunds in the prior year caused the high growth rates of July, November, and December 2016.

Staff is available should you have questions or require additional information.


 James D. Couch
 City Manager