



# City Manager Report

## The City of OKLAHOMA CITY

**NO: 1181**

**DATE: MAY 22, 2018**

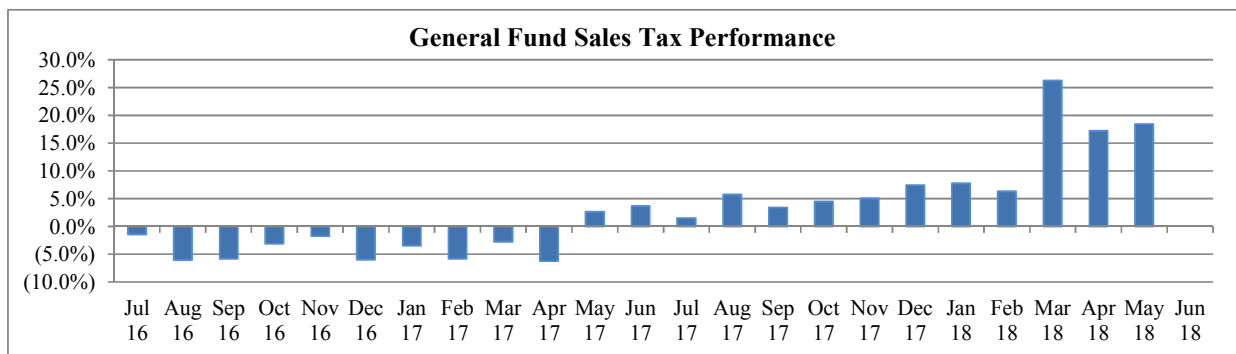
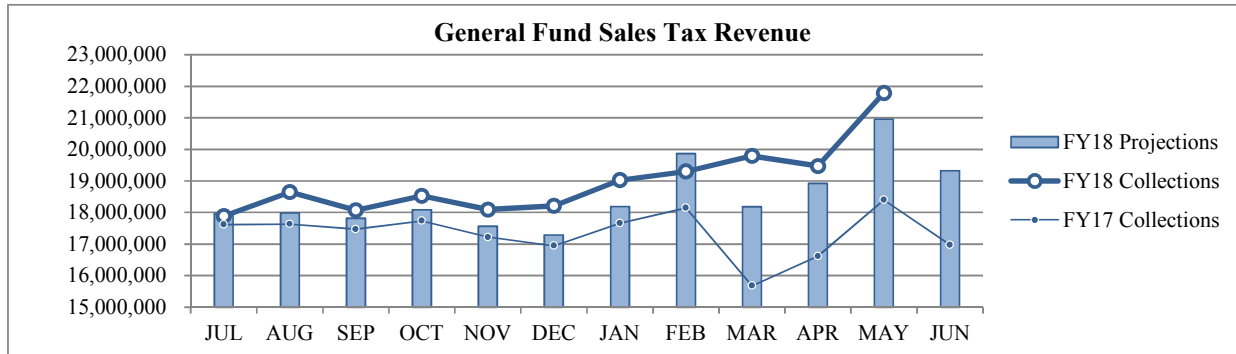
**TO: THE MAYOR AND MEMBERS OF THE CITY COUNCIL**

**SUBJECT: MAY 2018 SALES AND USE TAX COLLECTIONS**

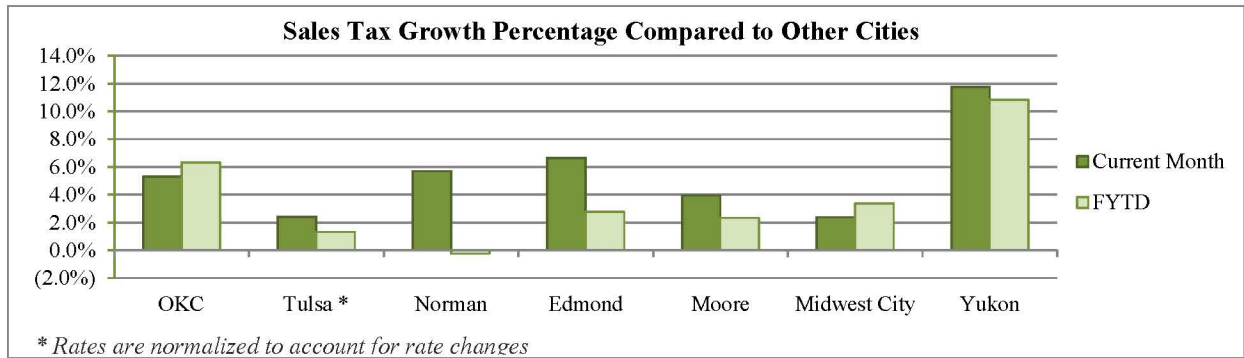
The majority of the May remittance includes actual collections for the second half of March and estimated collections for the first half of April. Combined sales and use taxes for the General Fund are \$11,243,698 or 4.7% above projections for the year. The quarter cent increase to the General Fund on January 1, 2018 began impacting collections in March 2018 and will continue to affect year-to-year comparisons through February 2019.

### General Fund Sales Tax

SALES TAX PERFORMANCE (vs Projection)				SALES TAX PERFORMANCE (vs Prior Year)			
May 18	Projection	\$ Diff	% Change	May 18	May 17	\$ Diff	% Change
21,780,430	20,955,725	824,705	3.9%	21,780,430	18,398,354	3,382,076	18.4%
YTD FY18	YTD Proj	\$ Diff	% Change	YTD FY18	YTD FY17	\$ Diff	% Change
209,169,783	202,834,623	6,335,160	3.1%	209,169,783	191,113,625	18,056,158	9.4%

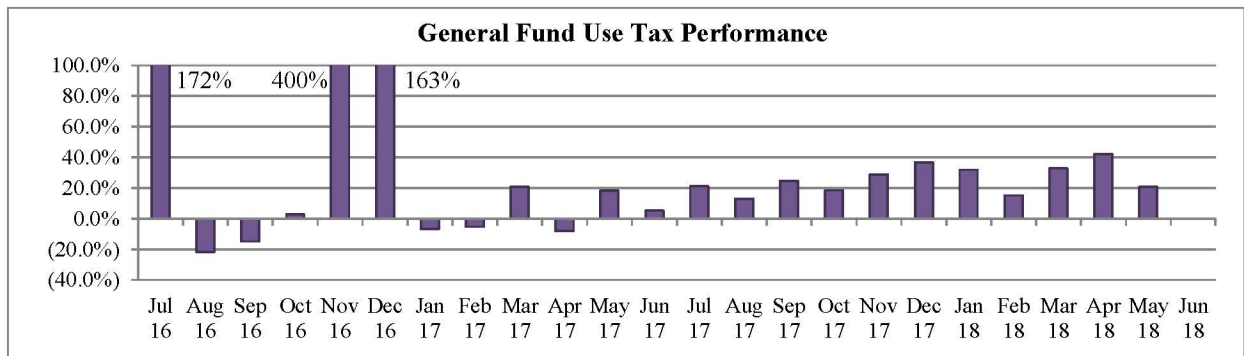
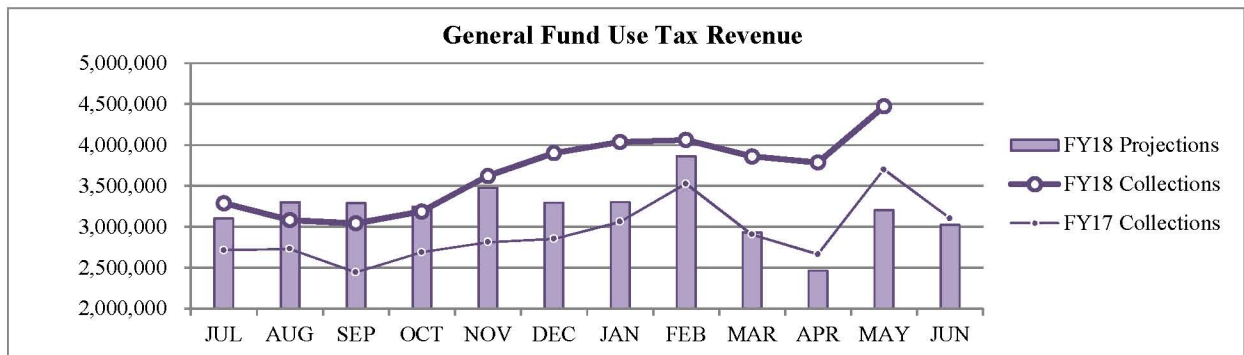


## Sales Tax Comparison to Other Cities



## General Fund Use Tax

USE TAX PERFORMANCE (vs Projection)				USE TAX PERFORMANCE (vs Prior Year)			
May 18	Projection	\$ Diff	% Change	May 18	May 17	\$ Diff	% Change
4,470,910	3,201,893	1,269,017	39.6%	4,470,910	3,702,445	768,465	20.8%
YTD FY18	YTD Proj	\$ Diff	% Change	YTD FY18	YTD FY17	\$ Diff	% Change
40,371,538	35,463,000	4,908,538	13.8%	40,371,538	32,114,877	8,256,661	25.7%



\* Large refunds in the prior year caused the high growth rates of July, November, and December 2016.

Staff is available should you have questions or require additional information.

  
 James D. Couch  
 City Manager