



City Manager Report

The City of OKLAHOMA CITY

NO: 1173

DATE: MAY 8, 2018

TO: THE MAYOR AND MEMBERS OF THE CITY COUNCIL

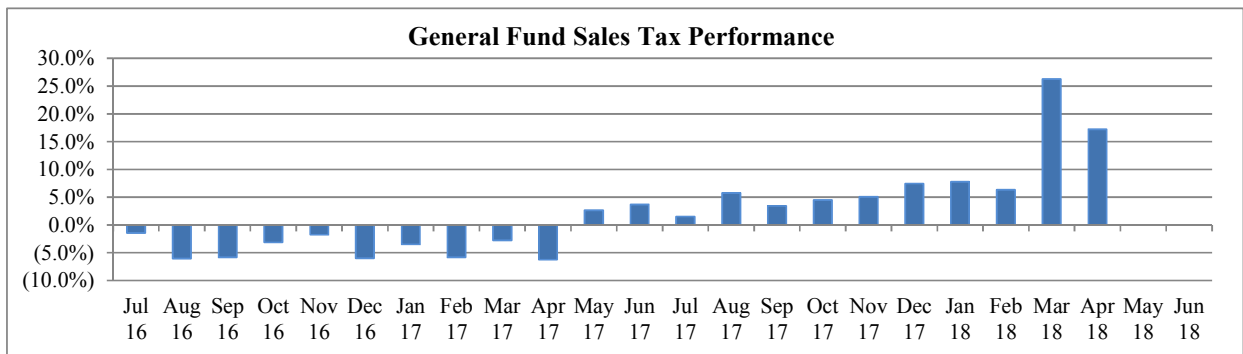
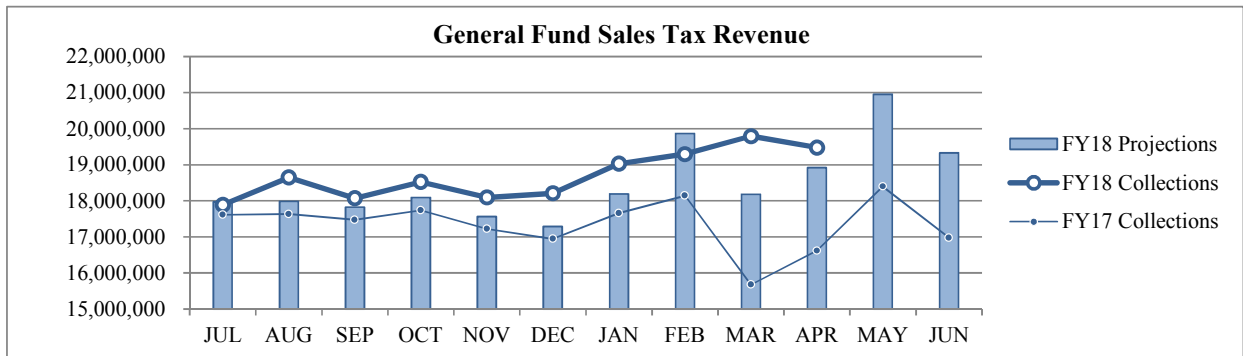
SUBJECT: APRIL 2018 SALES AND USE TAX COLLECTIONS

The majority of the April remittance includes actual collections for the second half of February and estimated collections for the first half of March. Combined sales and use taxes for the General Fund are \$9,149,976 or 4.3% above projections for the year. The quarter cent increase to the General Fund on January 1, 2018 began impacting collections in March 2018 and will continue to affect year-to-year comparisons through February 2019.

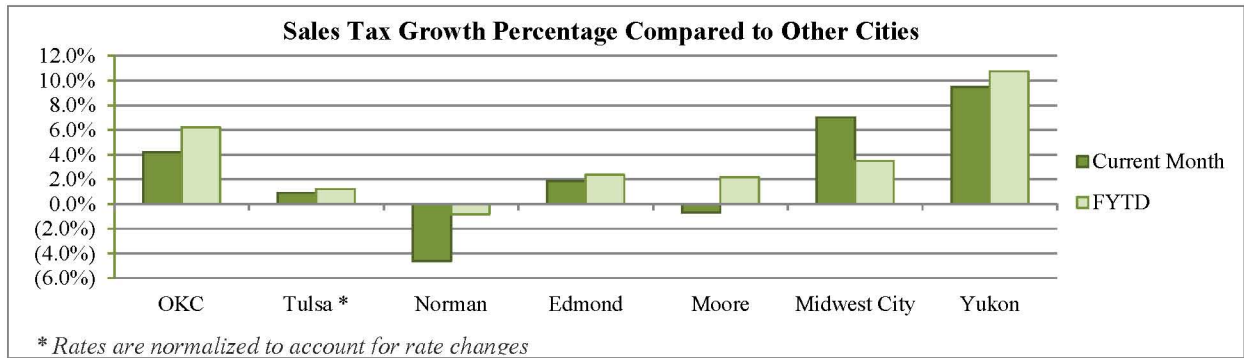
General Fund Sales Tax

SALES TAX PERFORMANCE (vs Projection)			
Apr 18	Projection	\$ Diff	% Change
19,446,582	18,925,947	520,635	2.8%
YTD FY18	YTD Proj	\$ Diff	% Change
187,389,353	181,878,898	5,510,455	3.0%

SALES TAX PERFORMANCE (vs Prior Year)			
Apr 18	Apr 17	\$ Diff	% Change
19,446,582	16,616,284	2,830,298	17.0%
YTD FY18	YTD FY17	\$ Diff	% Change
187,389,353	172,715,271	14,674,081	8.5%

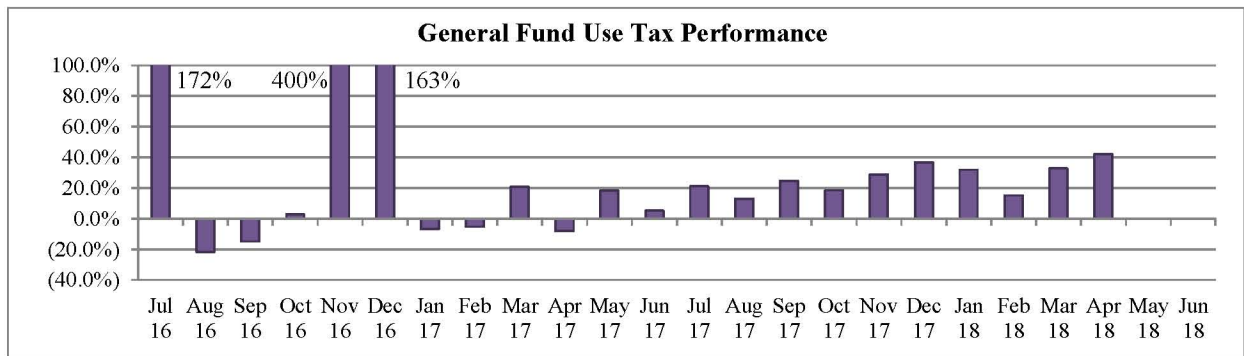
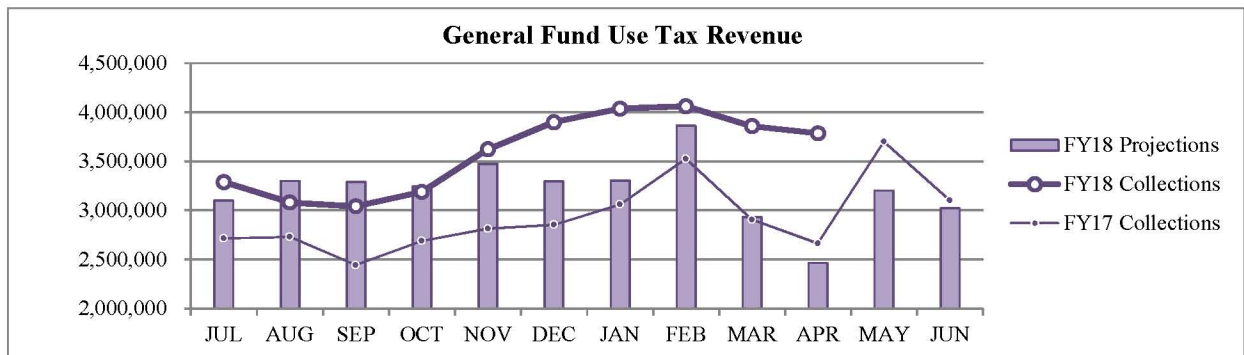


Sales Tax Comparison to Other Cities



General Fund Use Tax

USE TAX PERFORMANCE (vs Projection)				USE TAX PERFORMANCE (vs Prior Year)			
Mar 18	Projection	\$ Diff	% Change	Mar 18	Mar 17	\$ Diff	% Change
3,880,380	2,931,604	948,776	32.4%	3,880,380	2,906,840	973,539	33.5%
YTD FY18	YTD Proj	\$ Diff	% Change	YTD FY18	YTD FY17	\$ Diff	% Change
32,114,361	29,795,574	2,318,787	7.8%	32,114,361	25,747,688	6,366,673	24.7%



* Large refunds in the prior year caused the high growth rates of July, November, and December 2016.

Staff is available should you have questions or require additional information.


 James D. Couch
 City Manager