



# City Manager Report

## The City of OKLAHOMA CITY

**NO:** 1192

**DATE:** JUNE 18, 2018

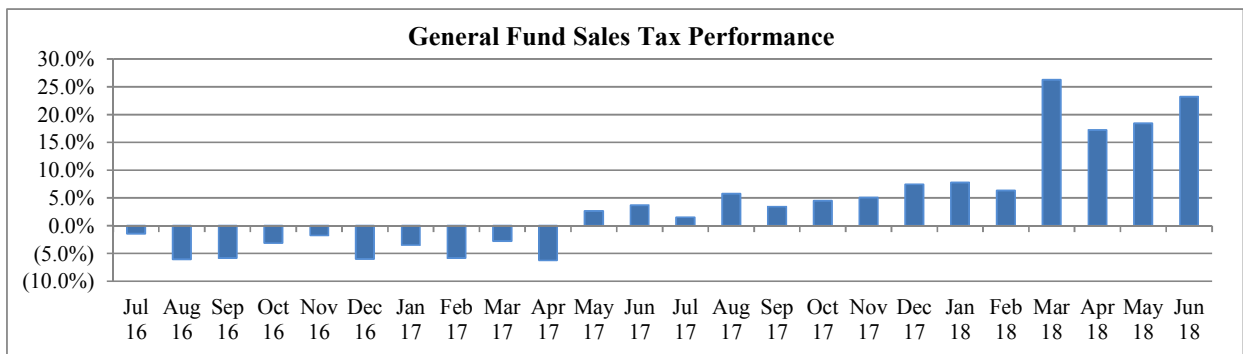
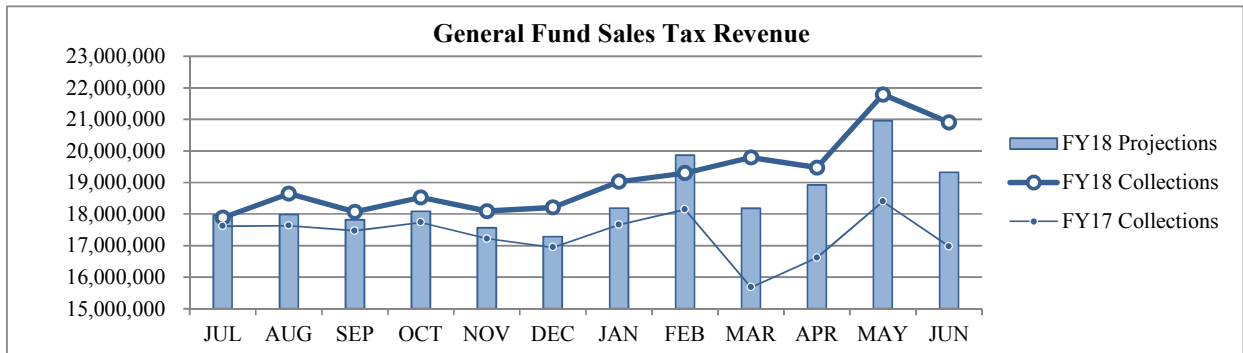
**TO:** THE MAYOR AND MEMBERS OF THE CITY COUNCIL

**SUBJECT:** JUNE 2018 SALES AND USE TAX COLLECTIONS

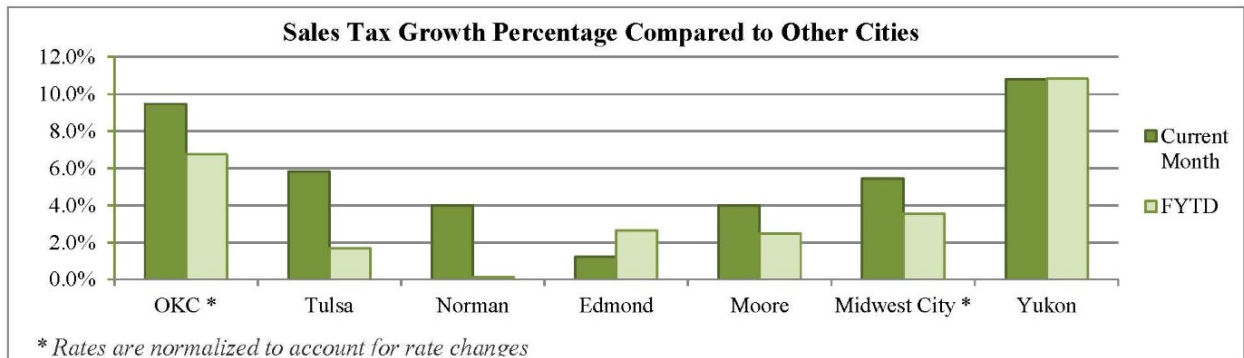
The majority of the June remittance includes actual collections for the second half of April and estimated collections for the first half of May. Combined sales and use taxes for the General Fund are \$14,100,501 or 5.4% above projections for the year. The quarter cent increase to the General Fund on January 1, 2018 began impacting collections in March 2018 and will continue to affect year-to-year comparisons through February 2019.

### General Fund Sales Tax

SALES TAX PERFORMANCE (vs Projection)				SALES TAX PERFORMANCE (vs Prior Year)			
Jun 18	Projection	\$ Diff	% Change	Jun 18	Jun 17	\$ Diff	% Change
20,897,958	19,328,010	1,569,948	8.1%	20,897,958	16,972,987	3,924,971	23.1%
YTD FY18	YTD Proj	\$ Diff	% Change	YTD FY18	YTD FY17	\$ Diff	% Change
230,067,741	222,162,633	7,905,108	3.6%	230,067,741	208,086,613	21,981,128	10.6%

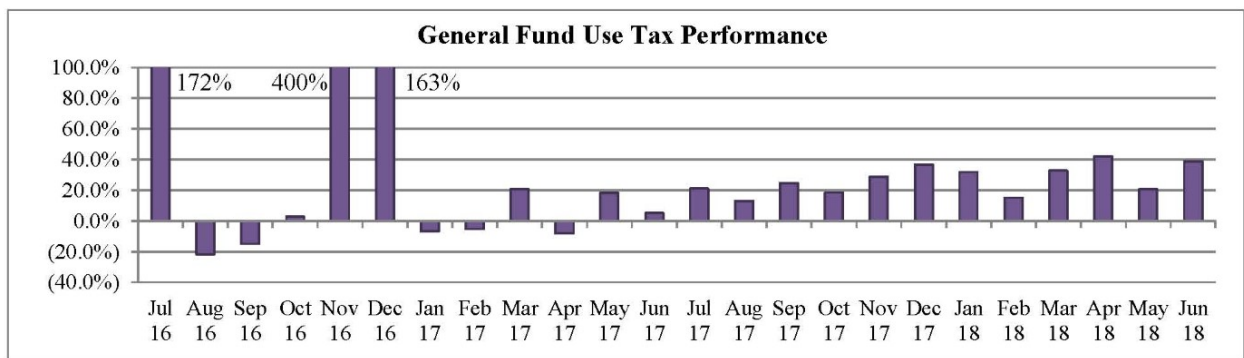
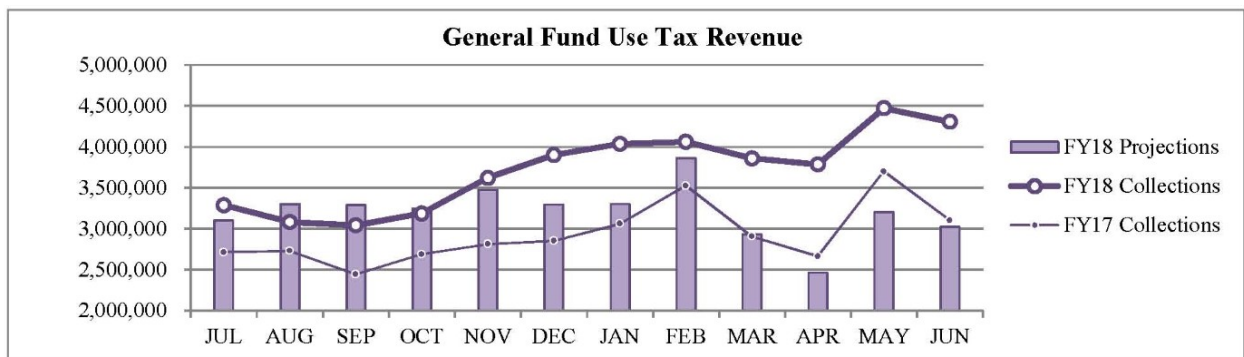


## Sales Tax Comparison to Other Cities



## General Fund Use Tax

USE TAX PERFORMANCE (vs Projection)				USE TAX PERFORMANCE (vs Prior Year)			
Jun 18	Projection	\$ Diff	% Change	Jun 18	Jun 17	\$ Diff	% Change
4,308,381	3,021,526	1,286,855	42.6%	4,308,381	3,103,417	1,204,964	38.8%
YTD FY18	YTD Proj	\$ Diff	% Change	YTD FY18	YTD FY17	\$ Diff	% Change
44,679,919	38,484,526	6,195,393	16.1%	44,679,919	35,218,294	9,461,625	26.9%



\* Large refunds in the prior year caused the high growth rates of July, November, and December 2016.

Staff is available should you have questions or require additional information.

James D. Couch  
City Manager