



# City Manager Report

## The City of OKLAHOMA CITY

**NO: 1204**

**DATE: JULY 17, 2018**

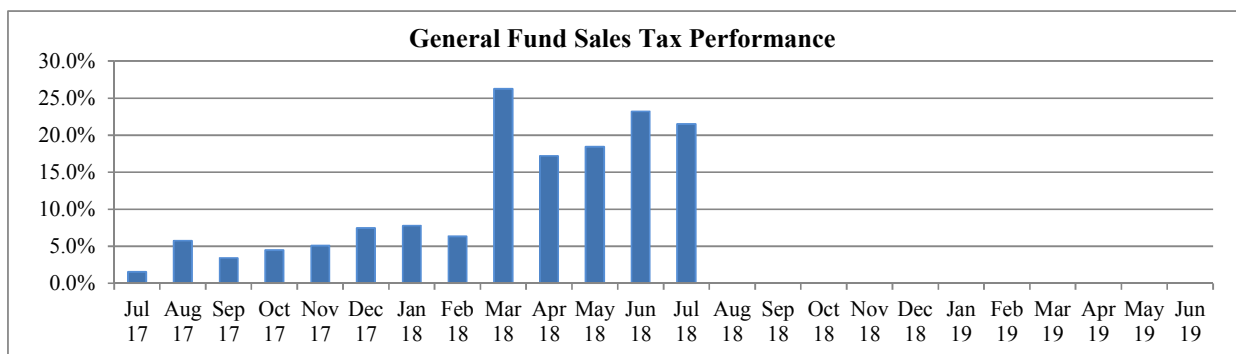
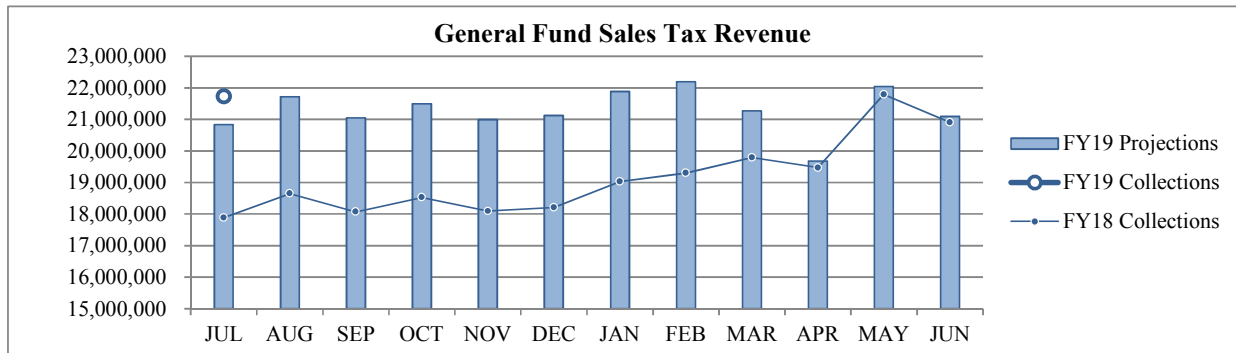
**TO: THE MAYOR AND MEMBERS OF THE CITY COUNCIL**

**SUBJECT: JULY 2018 SALES AND USE TAX COLLECTIONS**

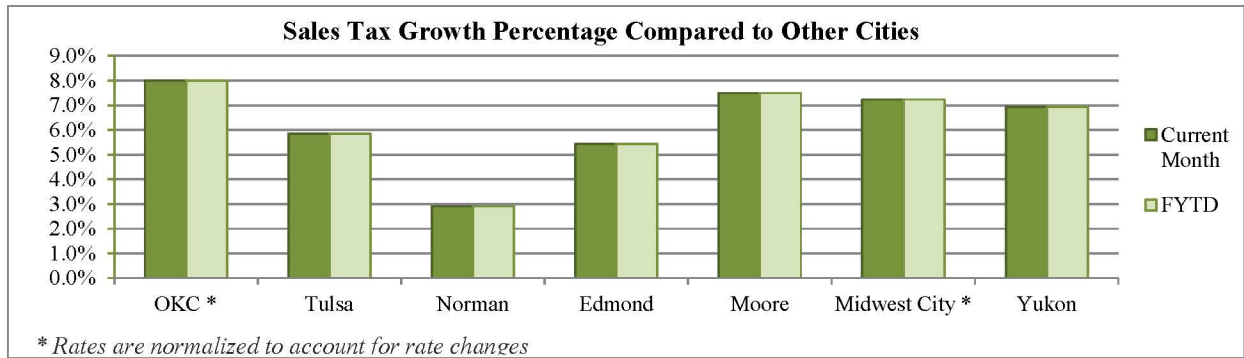
The majority of the July remittance includes actual collections for the second half of May and estimated collections for the first half of June. Combined sales and use taxes for the General Fund are \$1,150,224 or 4.7% above projections for the year. The quarter cent increase to the General Fund on January 1, 2018 began impacting collections in March 2018 and will continue to affect year-to-year comparisons through February 2019.

### General Fund Sales Tax

SALES TAX PERFORMANCE (vs Projection)				SALES TAX PERFORMANCE (vs Prior Year)			
Jul 18	Projection	\$ Diff	% Change	Jul 18	Jul 17	\$ Diff	% Change
21,725,661	20,836,775	888,886	4.3%	21,725,661	17,885,644	3,840,017	21.5%
YTD FY19	YTD Proj	\$ Diff	% Change	YTD FY19	YTD FY18	\$ Diff	% Change
21,725,661	20,836,775	888,886	4.3%	21,725,661	17,885,644	3,840,017	21.5%

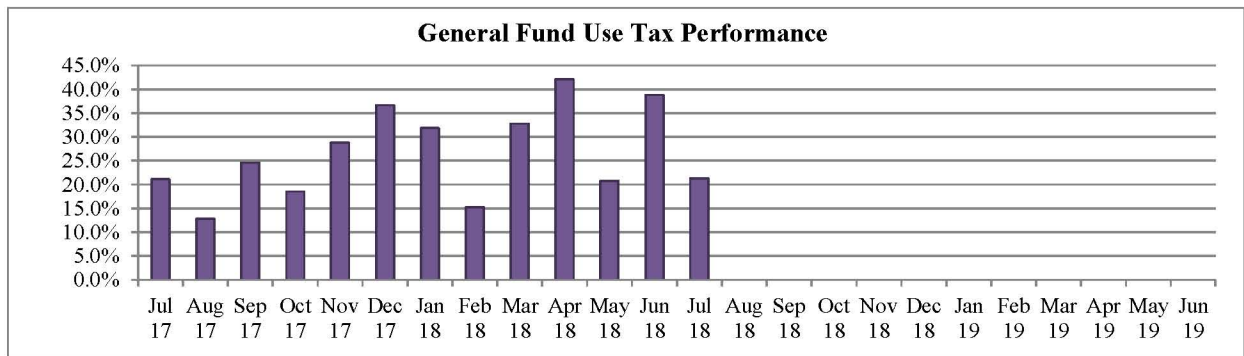
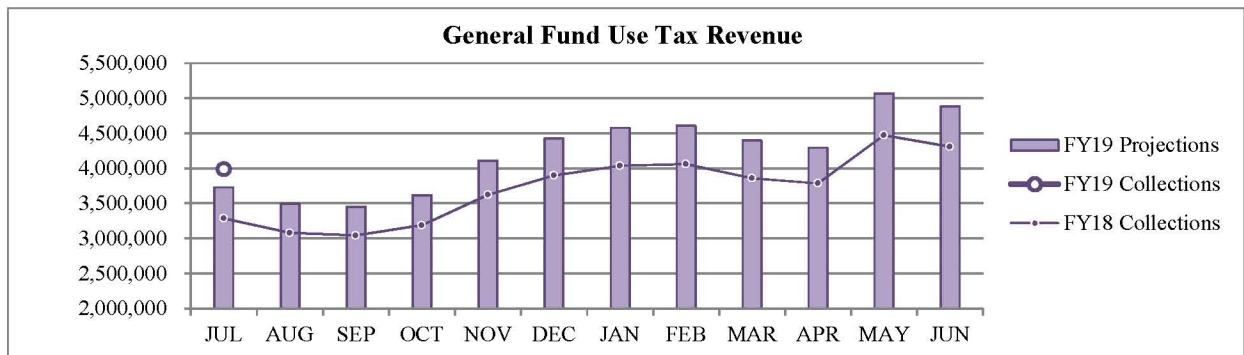


## Sales Tax Comparison to Other Cities



## General Fund Use Tax

USE TAX PERFORMANCE (vs Projection)				USE TAX PERFORMANCE (vs Prior Year)			
Jul 18	Projection	\$ Diff	% Change	Jul 18	Jul 17	\$ Diff	% Change
3,990,838	3,729,499	261,339	7.0%	3,990,838	3,289,865	700,973	21.3%
YTD FY19	YTD Proj	\$ Diff	% Change	YTD FY19	YTD FY18	\$ Diff	% Change
3,990,838	3,729,499	261,339	7.0%	3,990,838	3,289,865	700,973	21.3%



\* Large refunds in the prior year caused the high growth rates of July, November, and December 2016.

Staff is available should you have questions or require additional information.

James D. Couch  
City Manager