



# City Manager Report

## The City of OKLAHOMA CITY

**NO:** 1253

**DATE:** OCTOBER 23, 2018

**TO:** THE MAYOR AND MEMBERS OF THE CITY COUNCIL

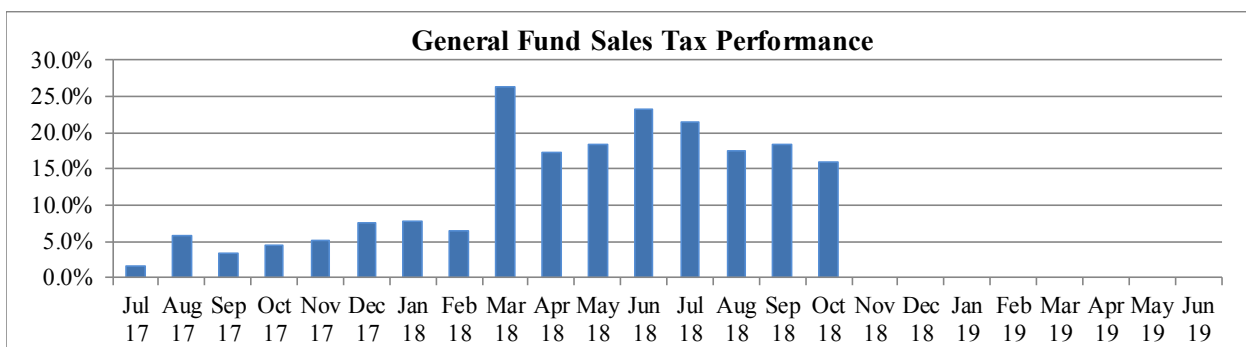
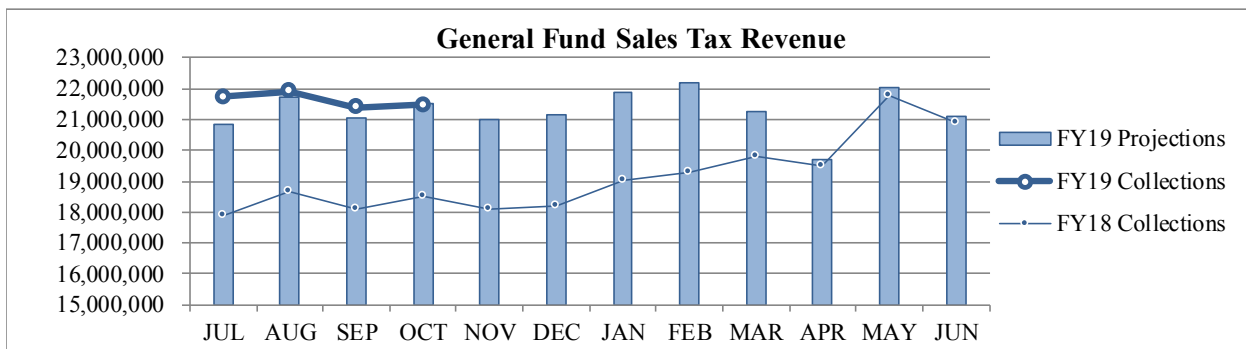
**SUBJECT:** OCTOBER 2018 SALES AND USE TAX COLLECTIONS

The majority of the October remittance includes actual collections for the second half of August and estimated collections for the first half of September. Combined sales and use taxes for the General Fund are \$5,376,995 or 5.4% above projections for the year. The quarter cent increase to the General Fund on January 1, 2018 began impacting collections in March 2018 and will continue to affect year-to-year comparisons through February 2019.

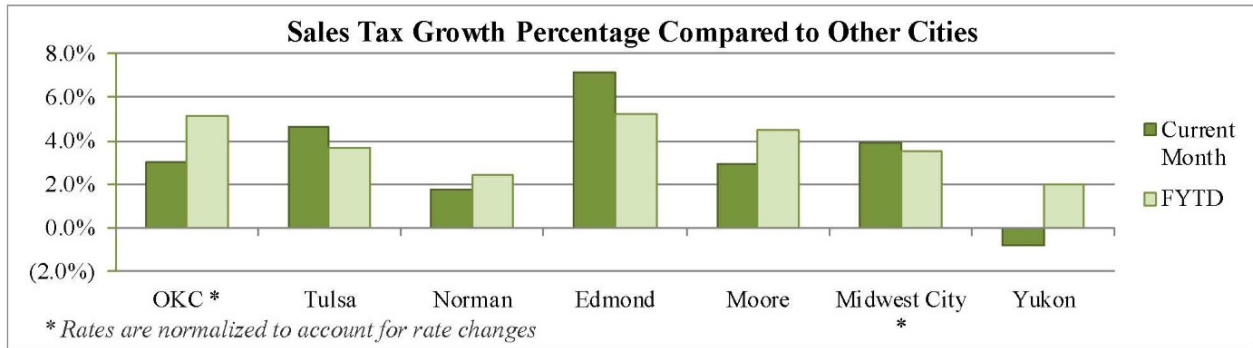
### General Fund Sales Tax

SALES TAX PERFORMANCE (vs Projection)			
Oct 18	Projection	\$ Diff	% Change
21,469,800	21,492,903	(23,103)	(0.1%)
YTD FY19	YTD Proj	\$ Diff	% Change
86,511,047	85,104,829	1,406,218	1.7%

SALES TAX PERFORMANCE (vs Prior Year)			
Oct 18	Oct 17	\$ Diff	% Change
21,469,800	18,528,365	2,941,435	15.9%
YTD FY19	YTD FY18	\$ Diff	% Change
86,511,047	73,130,877	13,380,170	18.3%

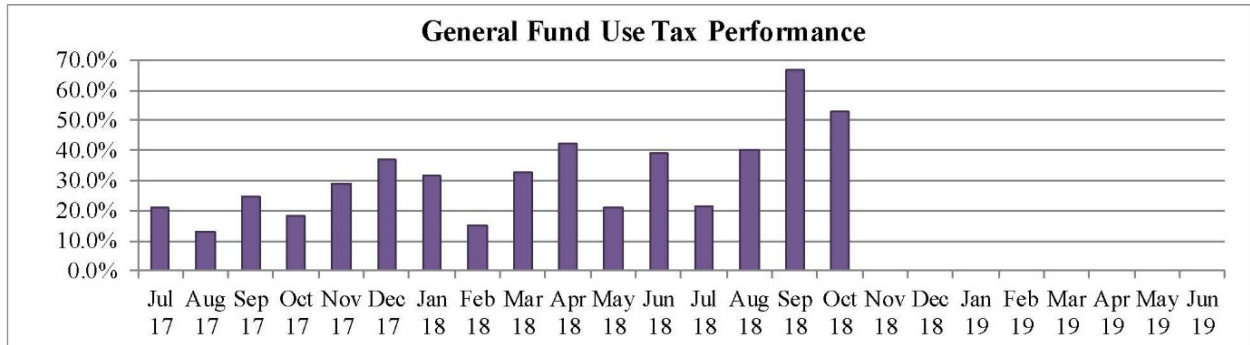
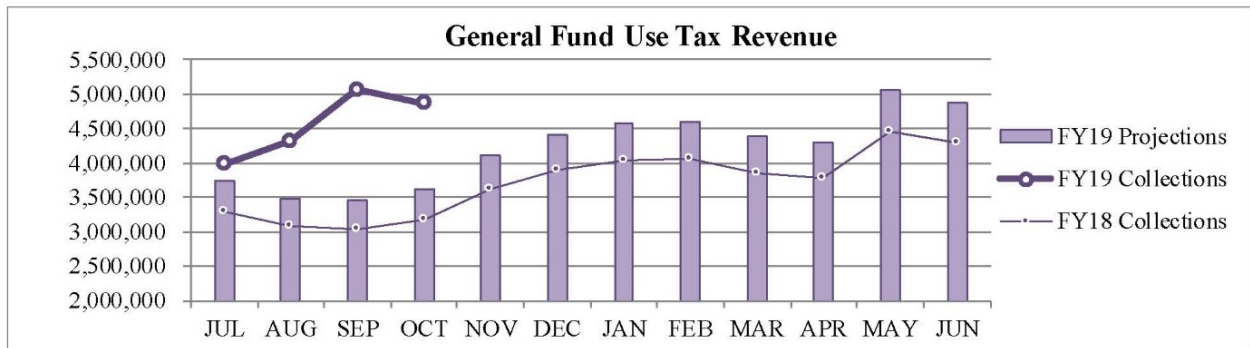


## Sales Tax Comparison to Other Cities



## General Fund Use Tax

USE TAX PERFORMANCE (vs Projection)				USE TAX PERFORMANCE (vs Prior Year)			
Sep 18	Projection	\$ Diff	% Change	Sep 18	Sep 17	\$ Diff	% Change
5,073,677	3,451,115	1,622,562	47.0%	5,073,677	3,044,296	2,029,380	66.7%
YTD FY19	YTD Proj	\$ Diff	% Change	YTD FY19	YTD FY18	\$ Diff	% Change
13,391,364	10,675,344	2,716,020	25.4%	13,391,364	9,416,931	3,974,433	42.2%



Staff is available should you have questions or require additional information.

  
 James D. Couch  
 City Manager