



City Manager Report

The City of
OKLAHOMA CITY

NO: 1362

DATE: JUNE 18, 2019

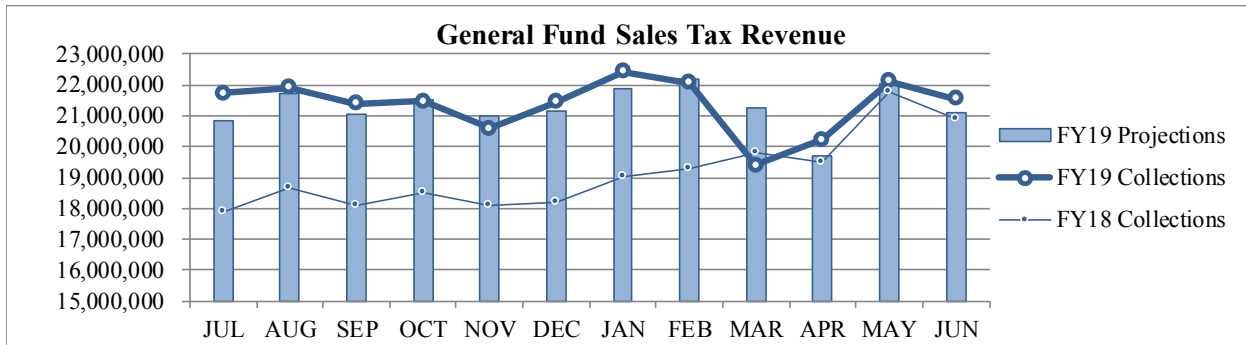
TO: THE MAYOR AND MEMBERS OF THE CITY COUNCIL

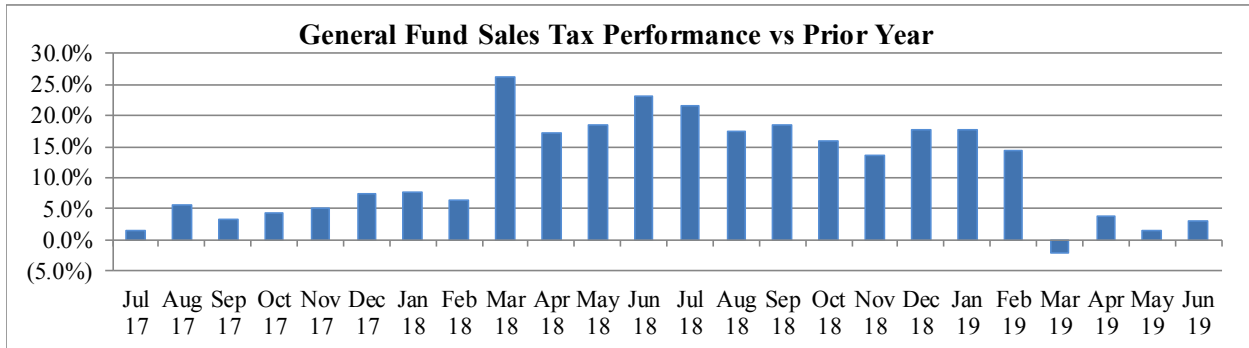
SUBJECT: JUNE 2019 SALES AND USE TAX COLLECTIONS

The majority of the June remittance includes actual collections for the second half of April and estimated collections for the first half of May. Combined sales and use taxes for the General Fund are \$10,696,171 or 3.5% above projections for the year. The quarter cent increase to the General Fund on January 1, 2018 began impacting collections in March 2018 and continued to affect year-to-year comparisons through February 2019.

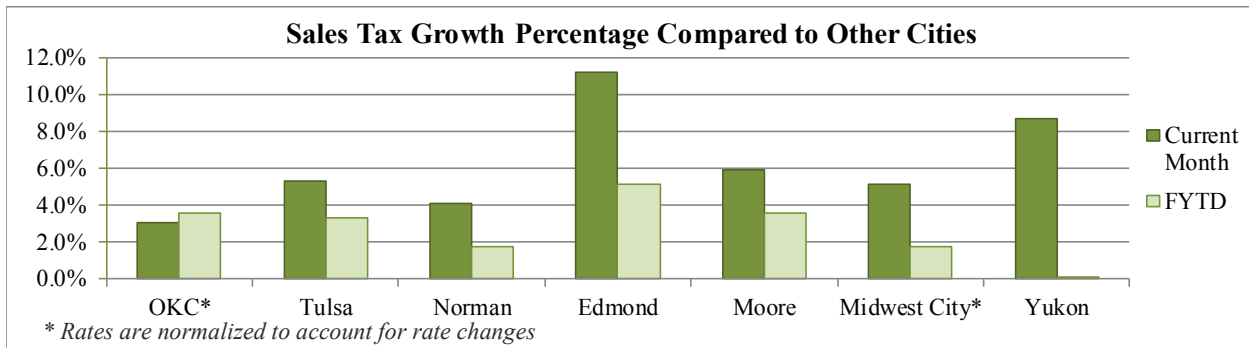
General Fund Sales Tax

SALES TAX PERFORMANCE (vs Projection)				SALES TAX PERFORMANCE (vs Prior Year)			
Jun 19	Projection	\$ Diff	% Change	Jun 19	Jun 18	\$ Diff	% Change
21,551,854	21,092,089	459,765	2.2%	21,551,854	20,897,958	653,896	3.1%
YTD FY19	YTD Proj	\$ Diff	% Change	YTD FY19	YTD FY18	\$ Diff	% Change
256,268,426	255,388,510	879,916	0.3%	256,268,426	230,067,741	26,200,684	11.4%



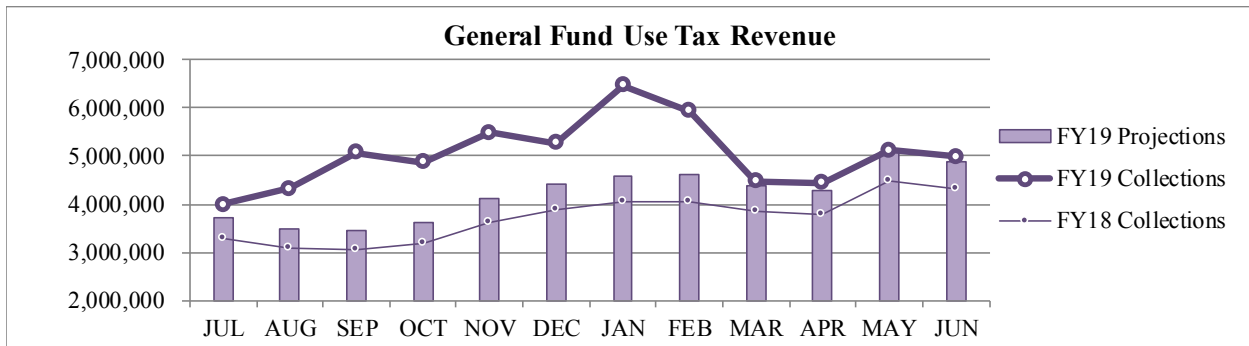


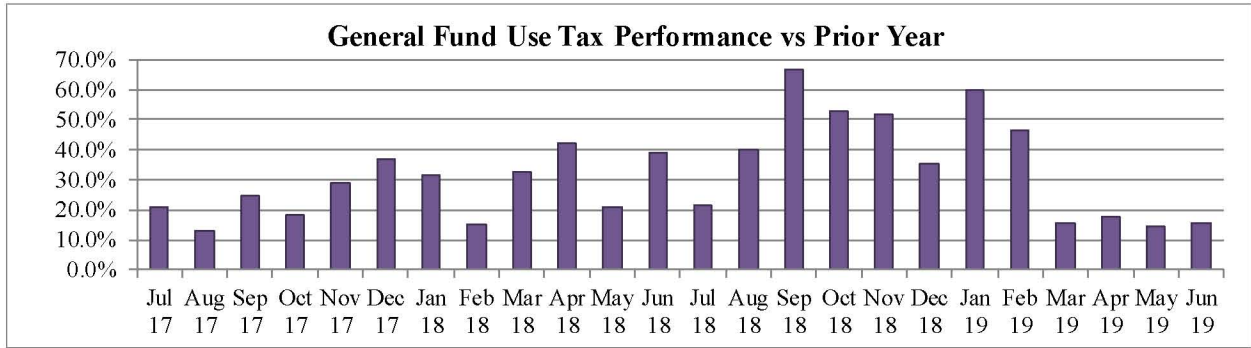
Sales Tax Comparison to Other Cities



General Fund Use Tax

USE TAX PERFORMANCE (vs Projection)				USE TAX PERFORMANCE (vs Prior Year)			
Jun 19	Projection	\$ Diff	% Change	Jun 19	Jun 18	\$ Diff	% Change
4,983,825	4,884,123	99,702	2.0%	4,983,825	4,308,381	675,444	15.7%
YTD FY19	YTD Proj	\$ Diff	% Change	YTD FY19	YTD FY18	\$ Diff	% Change
60,466,886	50,650,630	9,816,256	19.4%	60,466,886	44,679,919	15,786,967	35.3%





The variance between use tax projections and collections has been impacted this fiscal year by Oklahoma legislation effective July 1, 2018 requiring marketplace facilitators to collect taxes from 3rd party sellers using their online platforms.

Staff is available should you have questions or require additional information.

Craig Freeman
City Manager