



City Manager Report

The City of OKLAHOMA CITY

NO: 1352

DATE: MAY 21, 2019

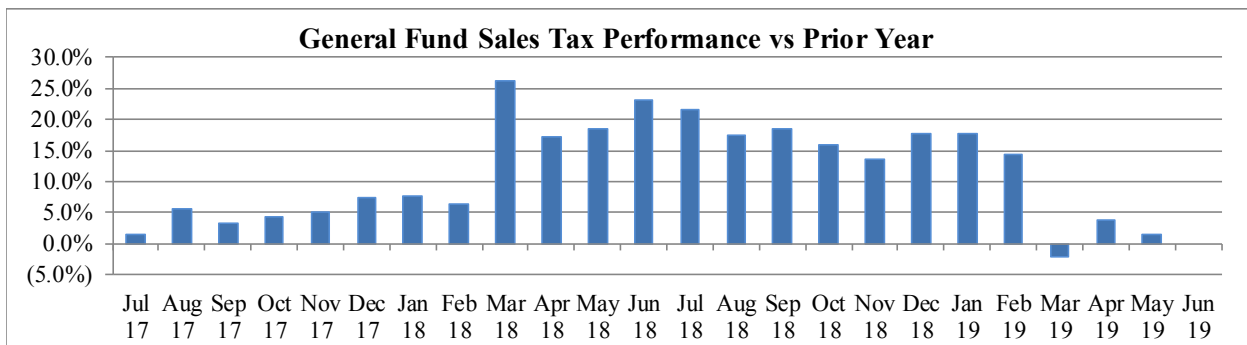
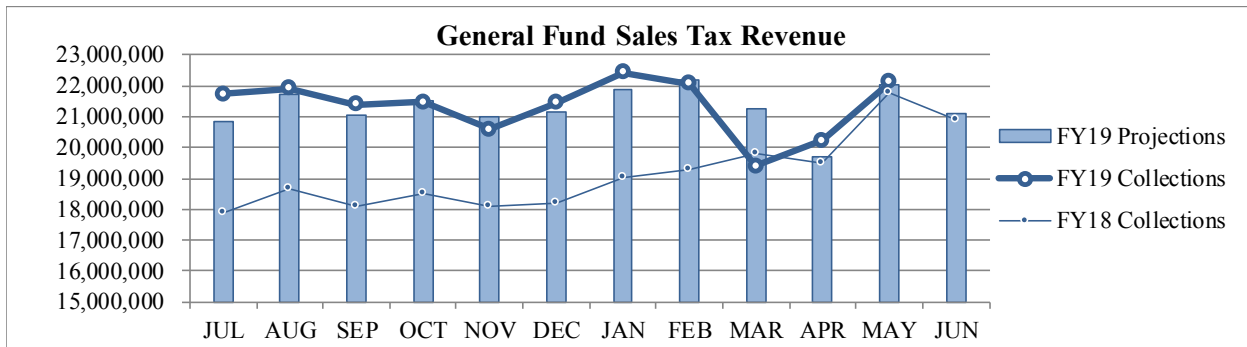
TO: THE MAYOR AND MEMBERS OF THE CITY COUNCIL

SUBJECT: MAY 2019 SALES AND USE TAX COLLECTIONS

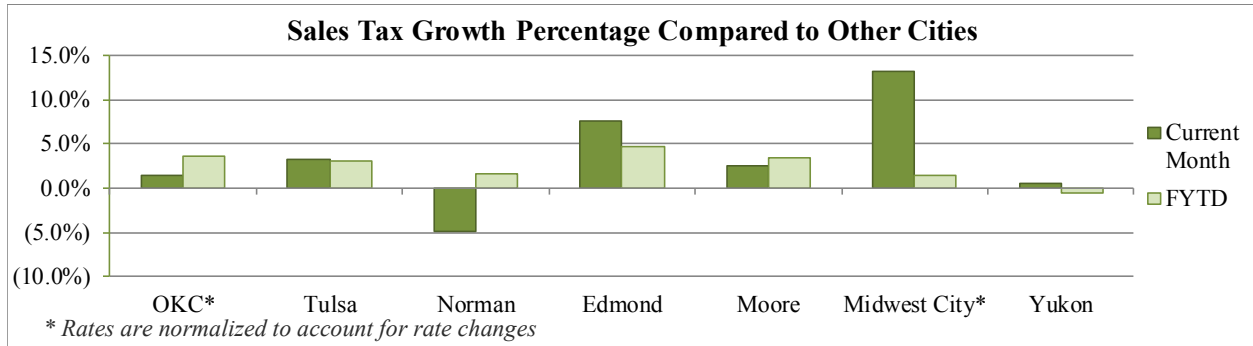
The majority of the May remittance includes actual collections for the second half of March and estimated collections for the first half of April. Combined sales and use taxes for the General Fund are \$10,136,704 or 3.6% above projections for the year. The quarter cent increase to the General Fund on January 1, 2018 began impacting collections in March 2018 and continued to affect year-to-year comparisons through February 2019.

General Fund Sales Tax

SALES TAX PERFORMANCE (vs Projection)				SALES TAX PERFORMANCE (vs Prior Year)			
May 19	Projection	\$ Diff	% Change	May 19	May 18	\$ Diff	% Change
22,103,538	22,041,796	61,742	0.3%	22,103,538	21,780,430	323,108	1.5%
YTD FY19	YTD Proj	\$ Diff	% Change	YTD FY19	YTD FY18	\$ Diff	% Change
234,716,571	234,296,421	420,150	0.2%	234,716,571	209,169,783	25,546,788	12.2%

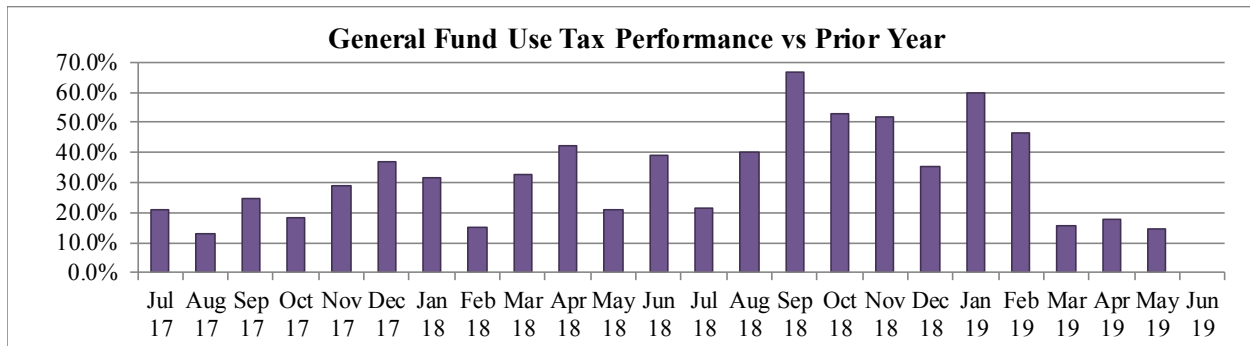
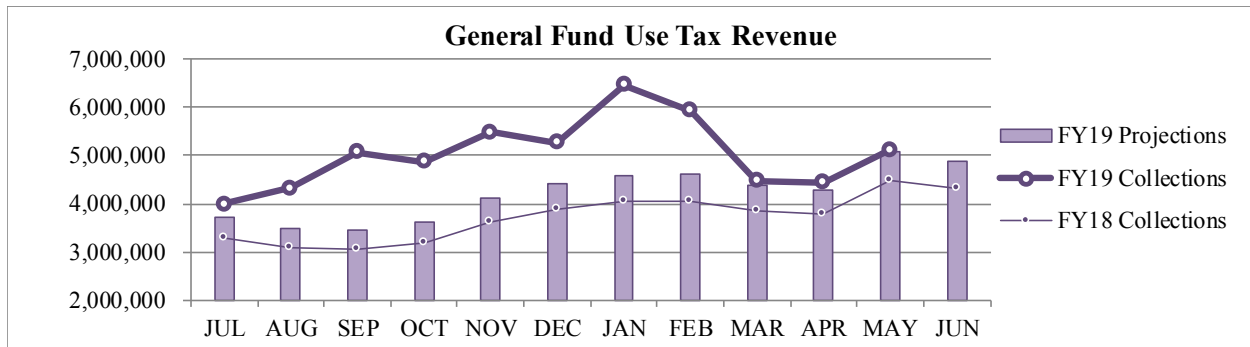


Sales Tax Comparison to Other Cities



General Fund Use Tax

USE TAX PERFORMANCE (vs Projection)				USE TAX PERFORMANCE (vs Prior Year)			
May 19	Projection	\$ Diff	% Change	May 19	May 18	\$ Diff	% Change
5,124,661	5,068,371	56,290	1.1%	5,124,661	4,470,910	653,751	14.6%
YTD FY19	YTD Proj	\$ Diff	% Change	YTD FY19	YTD FY18	\$ Diff	% Change
55,483,060	45,766,507	9,716,553	21.2%	55,483,060	40,371,538	15,111,523	37.4%



The variance between use tax projections and collections has been impacted this fiscal year by Oklahoma legislation effective July 1, 2018 requiring marketplace facilitators to collect taxes from 3rd party sellers using their online platforms.

Staff is available should you have questions or require additional information.

A handwritten signature in black ink, appearing to read "C. Freeman". The signature is fluid and cursive, with a long horizontal stroke at the end.

Craig Freeman
City Manager