

OVERVIEW OF CAPITAL PROGRAM AND BUDGET

THE CAPITAL IMPROVEMENT PROGRAM (CIP) IS A FIVE YEAR PLAN FOR FUNDING PROJECTS WHICH IMPROVE MUNICIPAL SERVICES, STRENGTHEN INFRASTRUCTURE, ENHANCE CULTURE AND RECREATION, AND PROMOTE THE ECONOMIC DEVELOPMENT AND GROWTH OF THE CITY. THE CIP BUDGET IS SEPARATE FROM THE CITY'S OPERATING BUDGET APPROVED BY THE CITY COUNCIL. THE CAPITAL BUDGET IS A LISTING OF FY20 AMOUNTS BUDGETED AND FUNDING SOURCES OF EACH PLANNED PROJECT. THE FIVE-YEAR CIP PLAN IS PUBLISHED BI-ANNUALLY AND AVAILABLE TO THE PUBLIC ONLINE AT [HTTPS://WWW.OKC.GOV/DEPARTMENTS/FINANCE/FINANCIAL-AND-BUDGET-REPORTS/BUDGET-AND-TAX-REPORTS](https://www.okc.gov/departments/finance/financial-and-budget-reports/budget-and-tax-reports).

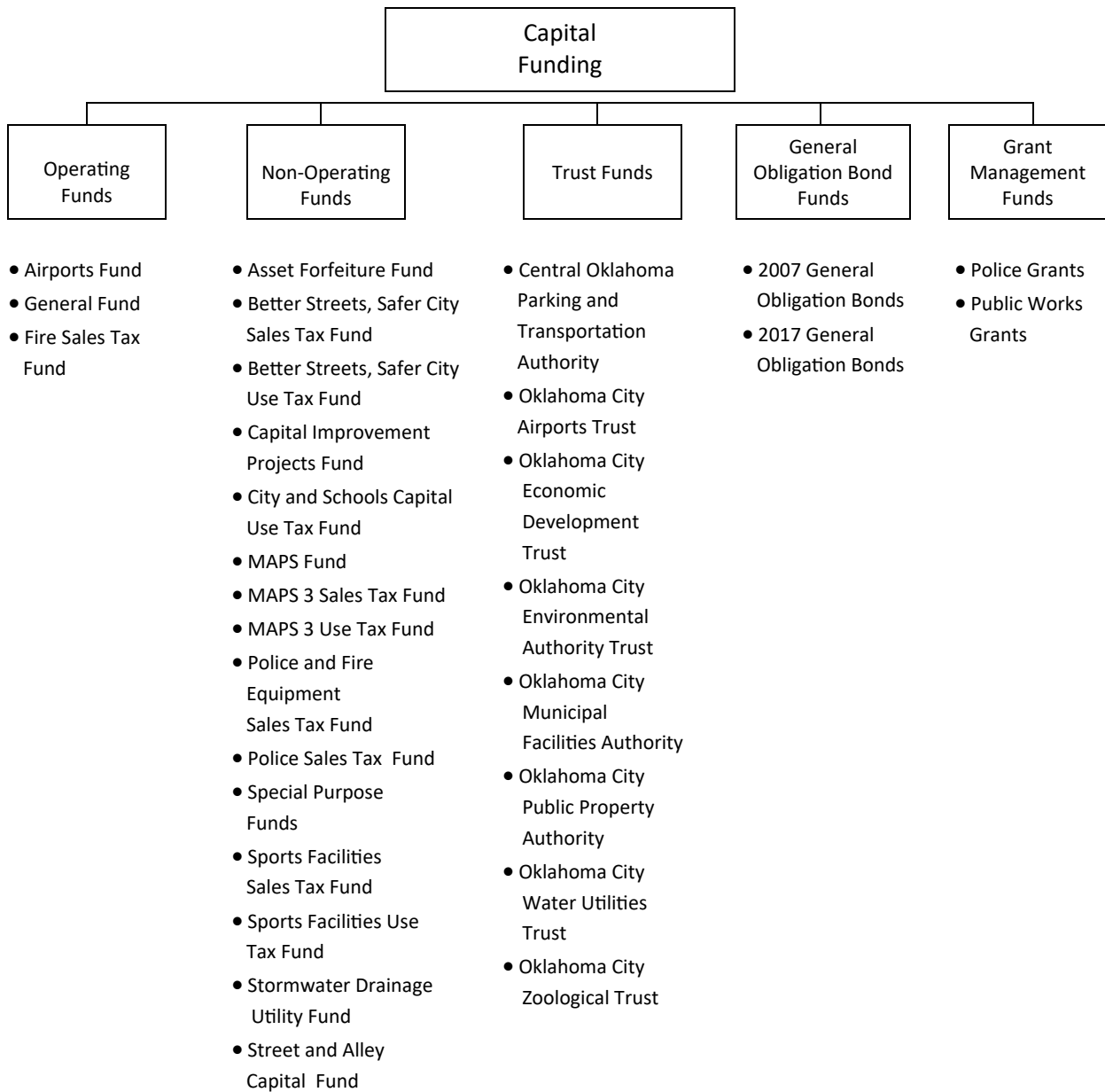


Capital expenditure is the cost of new construction, renovation, acquisition or capital maintenance of City infrastructure, facilities, or other capital investments, to ensure the continuation of service, enhance operations and promote economic development.

CAPITAL IMPROVEMENT BUDGET

The FY20 Capital Improvement Budget includes improvements to streets, bridges, traffic controls, drainage, libraries and parks authorized by the 2007 and 2017 General Obligation Bond authorizations.

Capital projects funded by General Obligation Bonds and Public Trusts are included in this section to provide a comprehensive capital position. Capital budgets for these two sources are not approved through the normal budget process. City voters approve General Obligation Bond propositions providing authorization for bond funded capital projects. Public trusts' capital budgets are approved by the trustees.



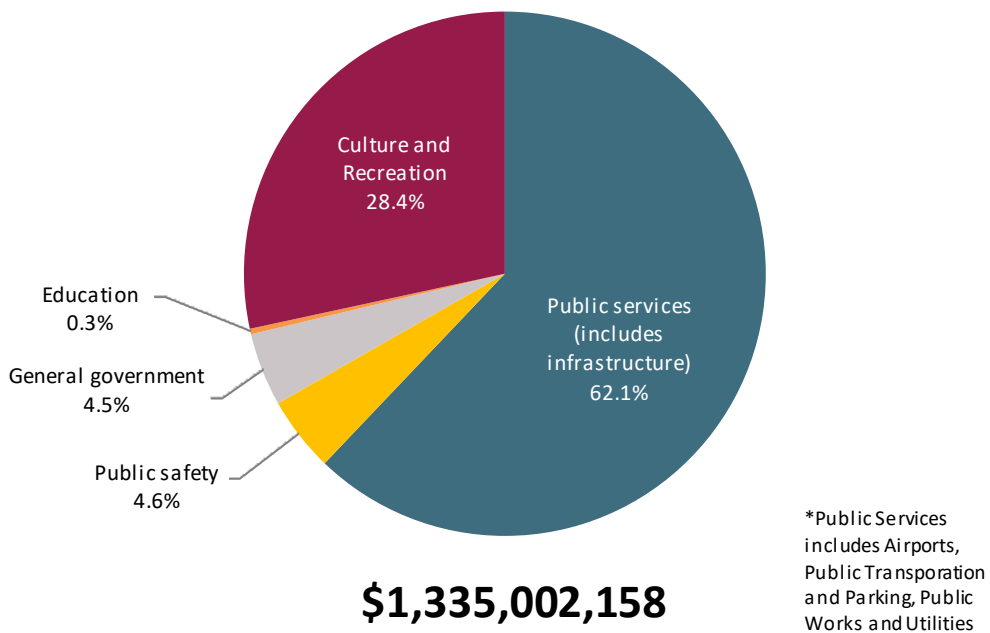
IMPACT OF CAPITAL PROJECTS ON THE OPERATING BUDGET

The City recognizes that capital projects have an impact on the operating budget in two distinct ways and has taken appropriate steps to address those impacts. The first impact occurs during the design and construction phase of capital projects. As projects are being undertaken, City staff has numerous design, management, construction and oversight responsibilities. For example, implementation of the MAPS 3 projects and the General Obligation Bond Programs have required significant resources, particularly within the Public Works Department, due to the extensive design and project management requirements of these programs. Where feasible, the costs of project management are charged to the associated projects by the department providing those services.

The second and primary impact of capital projects on the operating budget is the ongoing maintenance and operations requirements that continue after a project is completed. As part of the operating and capital budget development process, departments are asked to identify costs associated with the maintenance and operation of capital projects that are to be completed in the coming fiscal year and future fiscal year impacts. For example, the General Fund budget for the Parks and Recreation Department includes funding for maintenance and operating expenses for the operation of facilities completed with General Obligation Bonds.

The City’s capital planning process includes the estimate of future operating and maintenance costs resulting from proposed capital improvements. Capital improvements that replace existing City assets generally reduce maintenance and operating costs in the near term. As the assets age, maintenance and operating costs will increase, but generally do not exceed the cost of operating and maintaining the assets they are replacing. For new capital projects, which increase City assets, Departments are required to provide estimates of future operating and maintenance costs to assist in the decision making for operating budgets and to allow for consideration of the feasibility of the projects.

FY20 Capital Budget by Function

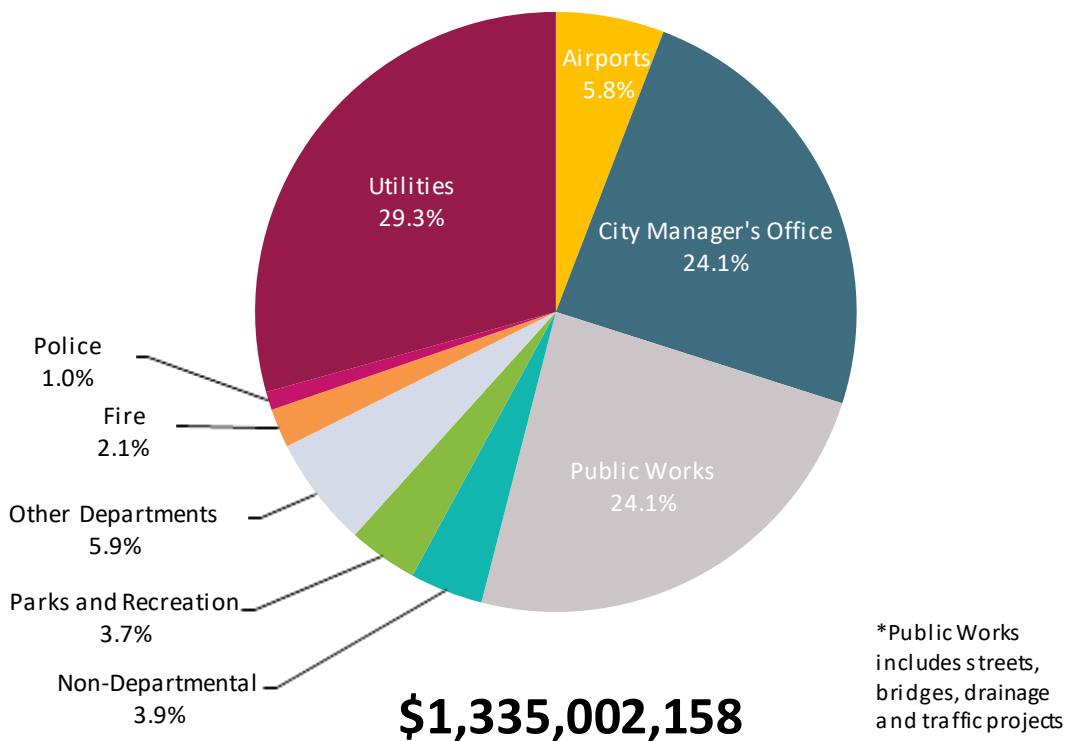


SUMMARY OF CAPITAL EXPENDITURES

	Actual FY18	Adopted FY19	Adopted FY20
Operating Funds			
Airports Fund	\$361,215	\$500,000	\$500,000
General Fund	171,754	0	0
Internal Service Fund	0	35,000	35,000
Stormwater Drainage Fund	402,228	480,898	480,898
Total Operating Funds	\$935,197	\$1,015,898	\$1,015,898
Non-Operating Funds			
Asset Forfeiture Funds	\$76,942	\$200,000	\$200,000
Capital Improvements Projects Fund	6,892,362	41,935,492	39,340,583
Impact Fee Fund	0	10,263,800	21,431,470
Internal Service Capital Fund	0	0	185,000
Special Purpose Funds	895,297	4,346,155	6,535,726
Stormwater Drainage Capital Fund	249,548	919,968	1,650,000
Street and Alley Capital Fund	144,333	179,049	154,815
Total Non-Operating Funds	\$8,258,481	\$57,844,464	\$69,497,594
Trust Funds *			
Central OK Trans. and Parking Auth. (COTPA)	\$7,176,398	\$825,480	\$31,757,726
OKC Airport Trust (OCAT)	18,302,883	83,813,499	77,314,378
OKC Environmental Assistance Trust (OCEAT)	13,647,692	4,203,289	3,484,000
OKC Economic Development Trust (OCEDT)	5,115,311	0	0
OKC Metro Area Projects Trust (OCMAPS)	1,325,218	0	0
OKC Municipal Facilities Authority (OCMFA)	6,520,789	104,100	6,808,526
OKC Public Property Authority (OCPPA)	12,038,611	19,571,179	14,966,998
OKC Water Utilities Trust (OCWUT)	120,620,336	359,280,000	387,730,000
OKC Zoological Trust (OCZT)	286,467	750,000	Not yet finalized
Total Trust Funds	\$185,033,704	\$468,547,547	\$522,061,628
Special Tax Funds			
Special Tax Funds	\$125,007,075	\$653,291,445	\$593,883,601
Total Special Tax Funds	\$125,007,075	\$653,291,445	\$593,883,601
General Obligation Bond Funds			
General Obligation Bond Funds	\$41,553,170	\$126,340,196	\$140,049,000
Total General Obligation Bond Funds	\$41,553,170	\$126,340,196	\$140,049,000
Grant Management Funds			
Grant Management Funds	\$11,522,102	\$481,920	\$8,494,437
Total Grant Management Funds	\$11,522,102	\$481,920	\$8,494,437
Total Capital Expenditures	\$372,309,730	\$1,307,521,470	\$1,335,002,158

* Not included in the City's adopted budget

CAPITAL BUDGET BY DEPARTMENT



	Adopted FY20
Airports	\$77,814,378
City Clerk's Office	71,819
City Manager's Office	321,740,348
Development Services	254,342
Finance	166,224
Fire	28,104,277
General Services	25,579,355
Information Technology	10,913,172
Mayor and Council	10,500
Municipal Court	2,915,409
Non-Departmental	52,492,939
Parks and Recreation	49,981,490
Planning	113,222
Police	13,161,546
Public Transportation and Parking	39,321,301
Public Works	321,147,311
Utilities	391,214,000
Zoo	Not yet finalized
Capital Expenditures	<u>\$1,335,002,158</u>



The City of
OKLAHOMA CITY

AIRPORTS

5300 S PORTLAND AVE WEST SIDE - Will Rogers World Airport (Ward 3)

Replace the West SORB Building Roof (unoccupied area only). Estimated annual operating cost is \$0.

	FY20 Cost
Oklahoma City Airport Trust	\$1,055,000
Project Total	\$1,055,000

APRON RESTRIPPING - Mike Monroney Aeronautical Center (Ward 3)

Restripe apron to allow for bigger airplanes. Estimated annual operating cost is \$0.

	FY20 Cost
Oklahoma City Airport Trust	\$20,000
Project Total	\$20,000

AVIATION RECORDS BUILDING SITE - Mike Monroney Aeronautical Center (Ward 3)

Aviation Records building site improvements. Estimated annual operating cost is \$0.

	FY20 Cost
Oklahoma City Airport Trust	\$100,000
Project Total	\$100,000

BASE MAINTENANCE RENOVATION - Mike Monroney Aeronautical Center (Ward 3)

Replacement of the roof and replacement of the HVAC system. Estimated annual operating cost is \$0.

	FY20 Cost
Oklahoma City Airport Trust	\$4,000,000
Project Total	\$4,000,000

CONRAC FLEET STORAGE EXPANSION - Will Rogers World Airport (Ward 3)

Design and construction of an expansion of the fleet storage lots for use by the rental car companies at the Car Rental Center. Estimated annual operating cost is \$0.

	FY20 Cost
PAX\Customer Facility Charges	\$238,850
Project Total	\$238,850

ENVIRONMENTAL REMEDIATION - Mike Monroney Aeronautical Center (Ward 3)

This will be used when its necessary to remediate buildings or areas before projects. Estimated annual operating cost is \$0.

	FY20 Cost
Oklahoma City Airport Trust	\$250,000
Project Total	\$250,000

FUEL FACILITY COMMUNICATION - Will Rogers World Airport (Ward 3)

Upgrade all Fuel Facility components (microloads, PLC) required to communicate over Ethernet (reference CIP A1180013). Currently, everything is serial and not reliable. Estimated annual operating cost is \$0.

	FY20 Cost
Oklahoma City Airport Trust	\$60,000
Project Total	\$60,000

MECHANICAL IMPROVEMENTS - Will Rogers World Airport (Ward 3)

Emergency Repairs Estimated annual operating cost is \$0.

	FY20 Cost
Oklahoma City Airport Trust	\$100,000
Project Total	\$100,000

MECHANICAL SYSTEMS REPAIR - Mike Monroney Aeronautical Center (Ward 3)

This will be used when its necessary to repair or maintain mechanical HVAC systems due to failures before a full project can begin. Estimated annual operating cost is \$0.

	FY20 Cost
Oklahoma City Airport Trust	\$250,000
Project Total	\$250,000

MEDIUM VOLTAGE SYSTEMS - Mike Monroney Aeronautical Center (Ward 3)

This will be used when its necessary to repair or maintain medium voltage systems due to failures before a full project can begin. Estimated annual operating cost is \$0.

	FY20 Cost
Oklahoma City Airport Trust	\$250,000
Project Total	\$250,000

MMAC HANGAR 8 & 9 ELECTRICAL - Mike Monroney Aeronautical Center (Ward 3)

Replace main switch gear, electrical distribution system, and 400 hz aircraft charging system. Estimated annual operating cost is \$0.

	FY20 Cost
Oklahoma City Airport Trust	\$3,900,000
Project Total	\$3,900,000

MMAC HANGAR 8 BOILER AND HEAT - Mike Monroney Aeronautical Center (Ward 3)

Replace boilers, air handling units (AHUs), unit heaters, and heating distribution system. Estimated annual operating cost is \$0.

	FY20 Cost
Oklahoma City Airport Trust	\$2,500,000
Project Total	\$2,500,000

MMAC HANGAR 9 WESTSIDE ROOF - Mike Monroney Aeronautical Center (Ward 3)

Project will identify the extent of repairs needed to prevent water infiltration into building on the west side. Estimated annual operating cost is \$0.

	FY20 Cost
Oklahoma City Airport Trust	\$420,000
Project Total	\$420,000

MMAC LED STREET LIGHT UPGRADE - Mike Monroney Aeronautical Center (Ward 3)

Replace aging lamp post heads including lamps and ballasts. Estimated annual operating cost is \$0.

	FY20 Cost
Oklahoma City Airport Trust	\$750,000
Project Total	\$750,000

MMAC MED VOLTAGE TRANSFORMER - Mike Monroney Aeronautical Center (Ward 3)

Replace the building transformers and associated primary switches for the Civil Aeromedical Institute Building, Multi-Purpose Building, Systems Training Building and the switch only at the Academy Headquarters Building. Estimated annual operating cost is \$0.

	FY20 Cost
Oklahoma City Airport Trust	\$1,638,000
Project Total	\$1,638,000

MMAC MEDIUM VOLTAGE 5521 - Mike Monroney Aeronautical Center (Ward 3)

Medium voltage circuit 5521 tie in. Estimated annual operating cost is \$0.

	FY20 Cost
Oklahoma City Airport Trust	\$704,000
Project Total	\$704,000

MMAC MULTI-ELEVATOR REPLACE-I - Mike Monroney Aeronautical Center (Ward 3)

Replace the elevators in the following buildings: ARB (3 pass - 1 freight), CAMI (2 pass - 2 freight), CAMI Hi-Bay (1 freight), Hangar 8 (1 pass), Hangar 9 (3 pass - 1 freight), RTF (1 pass). Estimated annual operating cost is \$0.

	FY20 Cost
Oklahoma City Airport Trust	\$700,000
Project Total	\$700,000

MMAC SLAB MONITOR AND REPLACE - Mike Monroney Aeronautical Center (Ward 3)

Replacement of pavement slabs around the Flight Standards Building, Air Navigation Facility 1, Air Traffic Building and Aviation Records Building ramps. Estimated annual operating cost is \$0.

	FY20 Cost
Oklahoma City Airport Trust	\$250,000
Project Total	\$250,000

MMAC STREETS AND PARKING - Mike Monroney Aeronautical Center (Ward 3)

Streets and parking reconstruction as identified in the FY 12 Annual Inspection. Estimated annual operating cost is \$0.

	FY20 Cost
Oklahoma City Airport Trust	\$319,319
Project Total	\$319,319

MMAC THOMAS P STAFFORD BOILER - Mike Monroney Aeronautical Center (Ward 3)

Replace boilers and portions of the heating water distribution system to correct heating water system flow issues. Estimated annual operating cost is \$0.

	FY20 Cost
Oklahoma City Airport Trust	\$227,714
Project Total	\$227,714

NATURAL GAS SYSTEM REPAIR - Mike Monroney Aeronautical Center (Ward 3)

This will be used when its necessary to repair or maintain the natural gas master meter system due to failures before a full project can begin. Estimated annual operating cost is \$0.

	FY20 Cost
Oklahoma City Airport Trust	\$100,000
Project Total	\$100,000

OLD FIRE STATION UPPER ROOF - Will Rogers World Airport (Ward 3)

Replace the upper and lower roof on the Old Fire Station Estimated annual operating cost is \$0.

	FY20 Cost
Oklahoma City Airport Trust	\$400,000
Project Total	\$400,000

OTHER CCTV HARDWARE/SOFTWARE - Will Rogers World Airport (Ward 3)

Other CCTV hardware and software, to be broken out and coded to specific projects/cost centers
Estimated annual operating cost is \$0.

	FY20 Cost
Oklahoma City Airport Trust	\$150,000
Project Total	\$150,000

PAVEMENT REPLACEMENT - REHAB - Will Rogers World Airport (Ward 3)

Funding for unexpected pavement repair or replacement project. Estimated annual operating cost is \$0.

	FY20 Cost
Oklahoma City Airport Trust	\$400,000
Project Total	\$400,000

ROOF IMPROVEMENTS - Will Rogers World Airport (Ward 3)

Funding for unexpected roof project. Estimated annual operating cost is \$0.

	FY20 Cost
Oklahoma City Airport Trust	\$1,500,000
Project Total	\$1,500,000

ROOF REPAIR AND MAINTENANCE - Mike Monroney Aeronautical Center (Ward 3)

This will be used when its necessary to repair or maintain roofs due to damage before a full project can begin. Estimated annual operating cost is \$0.

	FY20 Cost
Oklahoma City Airport Trust	\$250,000
Project Total	\$250,000

TERMINAL BUILDING ROOF STUDY - Will Rogers World Airport (Ward 3)

Study and analysis of existing Terminal roof to program future projects requiring repair or replacement of all or portions of the Terminal Building roof Estimated annual operating cost is \$0.

	FY20 Cost
Oklahoma City Airport Trust	\$175,000
Project Total	\$175,000

TERMINAL EXPANSION PHASE III - Will Rogers World Airport (Ward 3)

Terminal Expansion (PFC building), Apron (AIP), and PBBs (AIP). Estimated annual operating cost is \$100,001.

	FY20 Cost
Oklahoma City Airport Trust	\$8,432,324
PAX\Customer Facility Charges	\$28,390,053
Project Total	\$36,822,377

UPPER LEVEL DECK STRUCTURE - Will Rogers World Airport (Ward 3)

Phase 1--Demolish Soffit on the underside of the deck; Phase 2--A&E to determine structural repairs and finished product; Phase 3--Repair structure and provide finish for underside of deck. Estimated annual operating cost is \$0.

	FY20 Cost
Other Grants	\$315,000
Oklahoma City Airport Trust	\$35,000
Project Total	\$350,000

WATER METER PURCHASE & INSTAL - Mike Monroney Aeronautical Center (Ward 3)

This will be used to purchase water meters for each building on the MMAC campus. Estimated annual operating cost is \$0.

	FY20 Cost
Oklahoma City Airport Trust	\$1,500,000
Project Total	\$1,500,000

WEST CONCOURSE STAIRWELL - Will Rogers World Airport (Ward 3)

Reconstruction of the west concourse emergency exit stairwells Estimated annual operating cost is \$0.

	FY20 Cost
Oklahoma City Airport Trust	\$105,000
Project Total	\$105,000

WPA AIRFIELD IMPROVEMENT IV-2 - Wiley Post Airport (Ward 1)

Sequence II - Phase IV work to rehabilitate the lighting and signage on Taxiways A-1, C-1, and C east of Taxiway A on the south end. Estimated annual operating cost is \$0.

	FY20 Cost
Other Grants	\$400,000
Oklahoma City Airport Trust	\$50,000
Project Total	\$450,000

WPA DRAINAGE IMPROVEMENTS - Wiley Post Airport (Ward 1)

Design and construct a new RCB trunk line in Basin D, identified in the 2015 Drainage Study conducted by MKEC, to alleviate flooding problems. Estimated annual operating cost is \$0.

	FY20 Cost
Oklahoma City Airport Trust	\$450,000
Project Total	\$450,000

WPA HGR 11 MIDDLE & HIGH ROOF - Wiley Post Airport (Ward 1)

Re-Roof High Roof and Adjacent Equipment Room (middle roof) Estimated annual operating cost is \$0.

	FY20 Cost
Oklahoma City Airport Trust	\$30,000
Project Total	\$30,000

WPA MECHANICAL AND PLUMBING - Wiley Post Airport (Ward 1)

Upgrade and/or evaluate HVAC systems and plumbing infrastructure. Estimated annual operating cost is \$0.

	FY20 Cost
Oklahoma City Airport Trust	\$1,821,537
Project Total	\$1,821,537

WRWA ACCESS ROAD SIGNAGE - Will Rogers World Airport (Ward 3)

Landside upgrade and replacement of signage. Estimated annual operating cost is \$0.

	FY20 Cost
Oklahoma City Airport Trust	\$2,576,123
Project Total	\$2,576,123

WRWA AIRFIELD LIGHTING FIBER - Will Rogers World Airport (Ward 3)

Replace primary Airfield Lighting fiber to Field Maintenance facility. Estimated annual operating cost is \$10,000.

	FY20 Cost
Other Grants	\$67,500
Oklahoma City Airport Trust	\$7,500
Project Total	\$75,000

WRWA AIRPORT IT MASTER PLAN - Will Rogers World Airport (Ward 3)

Airport IT Master Plan to align IT goals to the Airport Trust Master Plan. Estimated annual operating cost is \$0.

	FY20 Cost
Oklahoma City Airport Trust	\$200,000
Project Total	\$200,000

WRWA CCTV HARDWARE/SOFTWARE - Will Rogers World Airport (Ward 3)

Replace CCTV hardware and software, which supports all live, archive, storage, and risk management CCTV footage, including both emergency and non-emergency events. Estimated annual operating cost is \$0.

	FY20 Cost
Oklahoma City Airport Trust	\$50,000
Project Total	\$50,000

WRWA DATA CENTER CONSOLIDATION - Will Rogers World Airport (Ward 3)

Multi-year project to replace and consolidate the Airport and CCTV data centers to maximize uptime while minimizing total cost of ownership, and lay groundwork for disaster recovery site, where possible. Estimated annual operating cost is \$10,000.

	FY20 Cost
Oklahoma City Airport Trust	\$50,000
Project Total	\$50,000

WRWA EMERGENCY GENERATOR - Will Rogers World Airport (Ward 3)

Replacement of an existing airfield back-up generator. Estimated annual operating cost is \$0.

	FY20 Cost
Other Grants	\$772,559
Oklahoma City Airport Trust	\$766,428
Project Total	\$1,538,987

WRWA FUEL GENERATOR SWITCH - Will Rogers World Airport (Ward 3)

Automatic transfer switch for fuel facility generator. Estimated annual operating cost is \$0.

	FY20 Cost
Oklahoma City Airport Trust	\$152,516
Project Total	\$152,516

WRWA FUEL INFRASTRUCTURE IMPRV - Will Rogers World Airport (Ward 3)

IT-related project to virtualize the physical fuel servers, and upgrade the existing network infrastructure to both the Fuel Farm and satellite station. Estimated annual operating cost is \$0.

	FY20 Cost
Oklahoma City Airport Trust	\$100,000
Project Total	\$100,000

WRWA GARAGE B AND C - REPAIRS - Will Rogers World Airport (Ward 3)

WRWA Garage B and C - Review/Repair Waterproofing and Structural Repairs Estimated annual operating cost is \$2,430,000.

	FY20 Cost
Oklahoma City Airport Trust	\$300,000
Project Total	\$300,000

WRWA LOT #1 REHAB - Will Rogers World Airport (Ward 3)

Asphalt milling cracks and placing new 2# asphalt, 134 SY full depth asphalt repair Estimated annual operating cost is \$0.

	FY20 Cost
Oklahoma City Airport Trust	\$672,375
Project Total	\$672,375

WRWA MOVING WALKWAY 25 AND 18 - Will Rogers World Airport (Ward 3)

Replace Moving Walk #25 and when complete replace Moving Walk #18 Estimated annual operating cost is \$10,000.

	FY20 Cost
Oklahoma City Airport Trust	\$1,250,000
Project Total	\$1,250,000

WRWA NETWORK INFRASTRUCTURE - Will Rogers World Airport (Ward 3)

Multi-year project to replace failing, end of life network equipment for new hardware with 10-year life expectancy. Estimated annual operating cost is \$10,000.

	FY20 Cost
Oklahoma City Airport Trust	\$100,000
Project Total	\$100,000

WRWA NORTH PARKING LOT 2 - Will Rogers World Airport (Ward 3)

Route and seal cracks, patch and asphalt some of the larger cracks, slurry seal and re-stripe the parking lot from Row O to the North. Estimated annual operating cost is \$0.

	FY20 Cost
Oklahoma City Airport Trust	\$556,312
Project Total	\$556,312

WRWA PARKING SURFACE LOT 4 - Will Rogers World Airport (Ward 3)

New surface parking lot at the old RAC locations to provide new public parking, cell phone lot, and employee parking. Estimated annual operating cost is \$50,000.

	FY20 Cost
Oklahoma City Airport Trust	\$7,027,900
Project Total	\$7,027,900

WRWA SHUTTLE BUSES - Will Rogers World Airport (Ward 3)

Purchase of replacement buses Estimated annual operating cost is \$0.

	FY20 Cost
Oklahoma City Airport Trust	\$270,000
Project Total	\$270,000

WRWA SNOW REMOVAL EQUIPMENT - Will Rogers World Airport (Ward 3)

Replace equipment that's becoming less dependable, costly to maintain and obsolete parts. Estimated annual operating cost is \$10,000.

	FY20 Cost
Other Grants	\$1,449,000
Oklahoma City Airport Trust	\$161,000
Project Total	\$1,610,000

WRWA SOUTH MAINTENANCE ROOF - Will Rogers World Airport (Ward 3)

Re-roof the south maintenance facility. Estimated annual operating cost is \$0.

	FY20 Cost
Oklahoma City Airport Trust	\$450,000
Project Total	\$450,000

WRWA STATION 2 RENOVATION - Will Rogers World Airport (Ward 3)

Remove and upgrade the two existing elevators, and add a two-large machine room less elevator. Also replace the HVAC equipment and roof, upgrade lighting, and other upgrades to the enclosure for water tightness. Estimated annual operating cost is \$0.

	FY20 Cost
Oklahoma City Airport Trust	\$1,900,000
Project Total	\$1,900,000

WRWA TERMINAL ACCESS ROAD - Will Rogers World Airport (Ward 3)

Rehabilitate the terminal entrance and exit road along with adjacent intersecting roads. Estimated annual operating cost is \$0.

	FY20 Cost
Other Grants	\$2,099,102
Oklahoma City Airport Trust	\$2,159,266
Project Total	\$4,258,368

WRWA TRITURATOR FACILITY - Will Rogers World Airport (Ward 3)

New Triturator Facility Estimated annual operating cost is \$0.

	FY20 Cost
Oklahoma City Airport Trust	\$1,015,000
Project Total	\$1,015,000

AIRPORTS FY20 TOTAL**\$86,389,378**

BOND-LIBRARIES

BELLE ISLE LIBRARY RENOVATION - 5501 N Villa Avenue (Ward 2)

Expansion, renovation, remodeling, and repair, may also include site preparation, infrastructure, appurtenances, roadways, parking, equip., furnish and technology improvements. Estimated annual operating cost is \$0.

	FY20 Cost
2017 G.O. Bonds	\$5,500,000
Project Total	\$5,500,000

LIBRARIES CNTRL_ULSTA - Unlisted Control Account - Libraries (N/A)

Control Account-Unlisted Estimated annual operating cost is \$0.

	FY20 Cost
2017 G.O. Bonds	\$150,000
Project Total	\$150,000

RALPH ELLISON LIBRARY - 2000 NE 23rd Street (Ward 7)

Expansion, renovation, remodeling, and repair, may also include site preparation, infrastructure, appurtenances, roadways, parking, equip., furnish and technology improvements. Estimated annual operating cost is \$0.

	FY20 Cost
2017 G.O. Bonds	\$1,000,000
Project Total	\$1,000,000

BOND-LIBRARIES FY20 TOTAL **\$6,650,000**

CITY MANAGER

BALLPARK IMPROVEMENTS - 2 S Mickey Mantle Drive (Ward 7)

Various repairs and improvements that are needed at the Ballpark. Estimated annual operating cost is \$0.

	FY20 Cost
OKC Public Property Authority	\$1,665,000
Project Total	\$1,665,000

COUNCIL CHAMBER UPDATE - 200 N Walker Avenue (Ward 6)

Update audio, lighting and video technology in Council Chamber and Council control room. Estimated annual operating cost is \$800.

	FY20 Cost
Capital Improvement Fund	\$586,800
Project Total	\$586,800

COX CENTER PROJECTS - 1 Myriad Gardens (Ward 6)

Capital maintenance to the facility and various improvements at the Cox Convention Center to enhance the visitor experience at the arena. Estimated annual operating cost is \$0.

	FY20 Cost
OKC Public Property Authority	\$1,000,000
Project Total	\$1,000,000

DOWNTOWN ARENA IMPROVEMENTS - 100 W Reno Avenue (Ward 6)

Repair, renovate, remodel, improve, equip, and furnish the City's Downtown Arena. Estimated annual operating cost is \$0.

	FY20 Cost
2017 G.O. Bonds	\$2,000,000
OKC Public Property Authority	\$25,000
Project Total	\$2,025,000

FAIRGROUNDS REPAIRS - Oklahoma State Fairgrounds (Ward 6)

Improvements to Fairgrounds' facilities, such as roof repairs/replacement, mechanical systems, and utility systems. Estimated annual operating cost is \$0.

	FY20 Cost
Revenue Bonds	\$2,000,000
Project Total	\$2,000,000

NBA UPGRADES - 100 W Reno Avenue (Ward 6)

Upgrades for the Downtown Arena. Estimated annual operating cost is \$10,000.

	FY20 Cost
OKC Public Property Authority	\$550,000
Project Total	\$550,000

PRINT SHOP REMODEL - 200 N. Walker (Ward 6)

Remodel of the Print Shop to accommodate service consultations and assistance, display sample products, and give customers an area to complete print shop business transactions. Estimated annual operating cost is \$0.

	FY20 Cost
Capital Improvement Fund	\$175,000
Project Total	\$175,000

SOFTBALL HALL OF FAME - 2801 NE 50th Street (Ward 7)

Phase IV of USA Softball Hall of Fame including various improvements the stadium; such as a new media center, ticket booths, press box, concourse and restrooms. Estimated annual operating cost is \$0.

	FY20 Cost
2007 G.O. Bonds	\$4,000,000
2017 G.O. Bonds	\$7,500,000
Project Total	\$11,500,000

CITY MANAGER FY20 TOTAL **\$19,501,800**

CITY MANAGER - (MAPS 3)

MAPS 3 CONVENTION CENTER - Downtown Oklahoma City (Ward 6)

Land acquisition and construction of the new MAPS 3 Downtown Convention Center. Estimated annual operating cost is \$0.

	FY20 Cost
MAPS3 Sales Tax	\$137,000,000
Project Total	\$137,000,000

MAPS 3 DOWNTOWN PUBLIC PARK - Downtown Oklahoma City (Ward 6)

Land acquisition and construction of the new MAPS 3 Downtown Public Park. Estimated annual operating cost is \$1,200,000.

	FY20 Cost
MAPS3 Sales Tax	\$45,000,000
Project Total	\$45,000,000

MAPS 3 OK STATE FAIRGROUNDS - Oklahoma State Fairgrounds (Ward 6)

Replacement of certain Oklahoma State Fairgrounds buildings. Estimated annual operating cost is \$0.

	FY20 Cost
MAPS3 Sales Tax	\$5,000,000
Project Total	\$5,000,000

MAPS 3 OKLAHOMA RIVER - Along the Oklahoma River (Ward 7)

Improvements at the Oklahoma River including upgrades to the rowing and paddling venue and the construction of a new Whitewater Rapids facility. Estimated annual operating cost is \$0.

	FY20 Cost
MAPS3 Sales Tax	\$8,000,000
Project Total	\$8,000,000

MAPS 3 SENIOR HEALTH/WELLNESS - Citywide

Construction of Senior Health and Wellness Centers. Estimated annual operating cost is \$0.

	FY20 Cost
MAPS3 Sales Tax	\$6,000,000
Project Total	\$6,000,000

MAPS 3 SIDEWALKS - Citywide

Construction of new MAPS 3 Sidewalk projects. Estimated annual operating cost is \$0.

	FY20 Cost
MAPS3 Sales Tax	\$2,000,000
Project Total	\$2,000,000

MAPS 3 STREETCAR SYSTEM - Downtown Oklahoma City (Ward 7)

Land acquisition and construction of a MAPS 3 Streetcar transportation system. Estimated annual operating cost is \$3,500,000.

	FY20 Cost
MAPS3 Sales Tax	\$4,500,000
Project Total	\$4,500,000

MAPS 3 TRAILS - Citywide

Proposed construction of new trails including: the I-44 West Trail, the West River/Lake Overholser Trail, the Lake Draper Trail, and the Airport Trail. Estimated annual operating cost is \$100,000.

	FY20 Cost
MAPS3 Sales Tax	\$10,000,000
Project Total	\$10,000,000

CITY MANAGER - (MAPS 3) FY20 TOTAL **\$217,500,000**

DEVELOPMENT SERVICES

ANIMAL WELFARE INCINERATOR - 2811 SE 29th Street (Ward 7)

Incinerator for disposal of deceased animals at the Animal Shelter. Estimated annual operating cost is \$12,000.

	FY20 Cost
Capital Improvement Fund	\$100,000
Project Total	\$100,000
 DEVELOPMENT SERVICES FY20 TOTAL	 \$100,000

FIRE

DEFIBRILLATORS - (N/A)

Manual defibrillators for use by Fire Department paramedics providing advanced life support (ALS). Estimated annual operating cost is \$0.

	FY20 Cost
Fire Sales Tax Fund	\$480,000
Project Total	\$480,000

FIRE APPARATUS REPLACEMENT - (N/A)

Fire apparatus replacement plan. Fire apparatus is comprised of all the emergency vehicles responding from fire stations including command vehicles. Estimated annual operating cost is \$0.

	FY20 Cost
Btr Streets Safer City Use Tax	\$6,500,000
Project Total	\$6,500,000

FIRE CNTRL_ULSTA - Unlisted Control Account - Fire (N/A)

Control Account-Unlisted Estimated annual operating cost is \$0.

	FY20 Cost
2017 G.O. Bonds	\$120,000
Project Total	\$120,000

FIRE PASSENGER VEHICLES - (N/A)

Replacement of fire support vehicles. Estimated annual operating cost is \$0.

	FY20 Cost
Btr Streets Safer City Use Tax	\$270,000
Project Total	\$270,000

FIRE FY20 TOTAL	\$7,370,000
------------------------	--------------------

GENERAL SERVICES

420 W. MAIN ELECTRICAL - 420 W. Main (Ward 6)

Electrical panels and transformer replacements. Estimated annual operating cost is \$0.

	FY20 Cost
Capital Improvement Fund	\$325,000
Project Total	\$325,000

CENTRAL MAINTENANCE FACILITY - 3738 SW 15th Street (Ward 3)

Expansion, renovation, remodeling, repair, and improvement of the City's Central Maintenance Facility. Estimated annual operating cost is \$0.

	FY20 Cost
2007 G.O. Bonds	\$1,700,000
Project Total	\$1,700,000

CITYWIDE FACILITIES RESERVE - Citywide

Reserve funding for Capital Maintenance. Estimated annual operating cost is \$0.

	FY20 Cost
Capital Improvement Fund	\$799,000
Project Total	\$799,000

CITYWIDE FLEET REPLACEMENT - (N/A)

Replacement of highway and non-highway equipment in the general fleet used by Animal Welfare, Development Services, Municipal Court, Parks, Public Transportation and Parking, and Public Works. Estimated annual operating cost is \$0.

	FY20 Cost
Capital Improvement Fund	\$4,165,000
Project Total	\$4,165,000

CITYWIDE HVAC UNITS - Citywide

Replacement of old and outdated HVAC units in various Fire, Parks, Police, and other City owned facilities. Estimated annual operating cost is \$0.

	FY20 Cost
Capital Improvement Fund	\$575,000
Project Total	\$575,000

CITYWIDE ROOFING - Citywide

Roof repairs and/or replacement as identified for various facilities citywide. Estimated annual operating cost is \$0.

	FY20 Cost
Capital Improvement Fund	\$475,000
Project Total	\$475,000

CMF COMPLEX CNTRL_ULSTA - Unlisted Control Account - Central Maintenance (N/A)

Control Account-Unlisted Estimated annual operating cost is \$0.

	FY20 Cost
2017 G.O. Bonds	\$250,000
Project Total	\$250,000

CMF COMPLEX GENERAL - 3738 SW 15th Street (Ward 3)

Acquisition, expansion, improvement, rehabilitation, repair, construction, equip and furnish the City's Central Maintenance Facilities Complex. Estimated annual operating cost is \$0.

	FY20 Cost
2017 G.O. Bonds	\$2,695,000
Project Total	\$2,695,000

GENERAL SERVICES FY20 TOTAL **\$10,984,000**

INFORMATION TECHNOLOGY

CENTRALIZE CELLULAR MODEM MGMT - (N/A)

Implement centralized management of cellular modems that provide wireless router for the City to maintain configuration, upgrade vulnerable firmware, and provide users with performance measures. Estimated annual operating cost is \$12,000.

	FY20 Cost
Capital Improvement Fund	\$60,000
Project Total	\$60,000

CITY HALL FIBER REPLACEMENT - (N/A)

Installation of single mode fiber capable of speeds of at least 10Gb to support connections between distribution and access layer devices. Estimated annual operating cost is \$0.

	FY20 Cost
Capital Improvement Fund	\$60,000
Project Total	\$60,000

CITYWIDE ENEWSLETTER - (N/A)

Citywide newsletter, email and text subscription software. Estimated annual operating cost is \$150,000.

	FY20 Cost
Capital Improvement Fund	\$50,000
Project Total	\$50,000

MDC REPLACEMENTS - (N/A)

Public Safety mobile data computers and corresponding mobile data communication equipment replacement. Estimated annual operating cost is \$0.

	FY20 Cost
Btr Streets Safer City Use Tax	\$690,000
Project Total	\$690,000

NETWORK FIREWALL REPLACEMENT - (N/A)

Increase in annual network replacement which includes Firewall replacement. Estimated annual operating cost is \$0.

	FY20 Cost
Capital Improvement Fund	\$150,000
Project Total	\$150,000

PROCUREMENT ELECTRONIC PAYABLE - (N/A)

Implement an automated paperless payables solution for citywide departmental use. Estimated annual operating cost is \$33,000.

	FY20 Cost
Capital Improvement Fund	\$117,000
Project Total	\$117,000

RADIO REPLACEMENT - (Citywide)

Annual replacement of Police / Fire radios based upon 5-7 year lifecycle. Estimated annual operating cost is \$0.

	FY20 Cost
Btr Streets Safer City Use Tax	\$1,400,000
Project Total	\$1,400,000

RADIO TOWER SITE HVAC RPLCMNT - Citywide

Heat and air conditioner (HVAC) unit replacements at the equipment buildings for each of the City's radio tower sites. Estimated annual operating cost is \$0.

	FY20 Cost
Police and Fire Equipment Tax	\$162,000
Project Total	\$162,000

TELEPHONE REPLACEMENT - (N/A)

This project is to replace approximately 250 VoIP phones. Estimated annual operating cost is \$0.

	FY20 Cost
Capital Improvement Fund	\$75,000
Project Total	\$75,000

INFORMATION TECHNOLOGY FY20 TOTAL **\$2,764,000**

PARKS AND RECREATION

BRICKTOWN BALLPARK - 2 S Mickey Mantle Drive (Ward 7)

Improvements, renovations and maintenance at the Bricktown Ballpark including a variety of projects, such as a complete field renovation, new irrigation system, new SportsCluster lighting system and new hospitality space. Estimated annual operating cost is \$0.

	FY20 Cost
2017 G.O. Bonds	\$4,625,000
Project Total	\$4,625,000

DEEP FORK GREENWAY TRAIL - Deep Fork Greenway (Ward 7)

Construction of a new trail along the Deep Fork creek in Northeast Oklahoma City. Estimated annual operating cost is \$0.

	FY20 Cost
2007 G.O. Bonds	\$3,000,000
Project Total	\$3,000,000

DOLPHIN WHARTON - Dolphin Wharton (Ward 7)

Improve parks by acquiring/installing/repairing and/or replacing playground equipment/spraygrounds and/or facilities which may include related design and landscaping. Estimated annual operating cost is \$0.

	FY20 Cost
2007 G.O. Bonds	\$175,000
Project Total	\$175,000

DOUGLASS PARK RECREATION CNTR - Douglass Park (Ward 7)

Acquisition, construction, expansion, equipping and improvement of new City parks, parkland, recreational facilities, or trails. Estimated annual operating cost is \$0.

	FY20 Cost
2017 G.O. Bonds	\$9,000,000
Project Total	\$9,000,000

EARLYWINE GOLF CLUBHOUSE - 11600 S Portland Avenue (Ward 5)

Acquisition, construction, expansion, renovation, repair, relocation, or improvements to new and existing City golf courses, clubhouses, maintenance facilities, practice facilities, or tournament facilities. Estimated annual operating cost is \$0.

	FY20 Cost
2017 G.O. Bonds	\$5,450,000
Project Total	\$5,450,000

GREENWAY ON OK. RIVER TRAIL - Oklahoma River Greenway (Ward 7)

Construction of a new trail on Oklahoma River. Estimated annual operating cost is \$0.

	FY20 Cost
2007 G.O. Bonds	\$6,000,000
Project Total	\$6,000,000

JAMES STEWART GOLF CLUBHOUSE - 824 Frederick J Douglas Drive (Ward 7)

Acquisition, construction, expansion, renovation, repair, relocation, or improvements to new and existing City golf courses, clubhouses, maintenance facilities, practice facilities, or tournament facilities. Estimated annual operating cost is \$0.

	FY20 Cost
2017 G.O. Bonds	\$5,500,000
Project Total	\$5,500,000

MG AIR HANDLING UNITS - Myriad Botanical Gardens, 301 West Reno (Ward 6)

Replacement/repairs air handling units in the Crystal Bridge. Estimated annual operating cost is \$0.

	FY20 Cost
Capital Improvement Fund	\$150,000
Project Total	\$150,000

MINNIS LAKEVIEW - Melrose Park (Ward 1)

Improve existing community centers/gyms/party houses/picnic shelters or pavilions/recreational facilities by designing & improving HVAC/roofs/parking lots/windows/restrooms/locker rooms/structural/acoustical/landscaping/accessibility or other repairs. Estimated annual operating cost is \$0.

	FY20 Cost
2007 G.O. Bonds	\$100,000
Project Total	\$100,000

MYRIAD GARDENS CAPITAL FUND - Myriad Botanical Gardens (Ward 6)

Capital maintenance projects at Myriad Gardens facilities. Estimated annual operating cost is \$0.

	FY20 Cost
Capital Improvement Fund	\$100,000
Project Total	\$100,000

NORTHEAST - Northeast (Ward 7)

Improve existing community centers/gyms/party houses/picnic shelters or pavilions/recreational facilities by designing & improving HVAC/roofs/parking lots/windows/restrooms/locker rooms/structural/acoustical/landscaping/accessibility or other repairs. Estimated annual operating cost is \$0.

	FY20 Cost
2007 G.O. Bonds	\$430,000
Project Total	\$430,000

NW OKLAHOMA CITY PARK - NW Oklahoma City Park (Ward 8)

Acquisition, construction, expansion, equipping and improvement of new City parks, parkland, recreational facilities, or trails. Estimated annual operating cost is \$0.

	FY20 Cost
2017 G.O. Bonds	\$2,500,000
Project Total	\$2,500,000

TRACTOR MOWERS - Citywide. (Citywide)

Purchase and replacement of Parks tractor mowers. Estimated annual operating cost is \$0.

	FY20 Cost
Capital Improvement Fund	\$66,000
Project Total	\$66,000

TRAIL WAYFINDING AND SIGNAGE - Trail signage (Ward 6)

Acquisition, construction, expansion, renovation, repair, relocation, or improvements to new and/or existing City trails. Estimated annual operating cost is \$0.

	FY20 Cost
2017 G.O. Bonds	\$1,000,000
Project Total	\$1,000,000

TRAIL_NW EXPRESSWAY, WILSHIRE - In the vicinity of NW Expressway and Wilshire Blvd (Ward 1)

Acquisition, construction, expansion, renovation, repair, relocation, or improvements to new and/or existing City trails. Estimated annual operating cost is \$0.

	FY20 Cost
2017 G.O. Bonds	\$550,000
Project Total	\$550,000

PARKS AND RECREATION FY20 TOTAL **\$38,646,000**

POLICE

BOMB ROBOT REPLACEMENT - 700 Colcord Dr. (Ward 6)

Purchase of a replacement robot for the Oklahoma City Police Department's Bomb Squad. Estimated annual operating cost is \$0.

	FY20 Cost
Other Grants	\$267,068
Police Sales Tax Fund	\$150,000
Project Total	\$417,068

CITY JAIL PROJECT - 200 N Shartel Avenue (Ward 6)

Renovation or demolition of jail facility pending further Council action. Estimated annual operating cost is \$0.

	FY20 Cost
Capital Improvement Fund	\$235,943
Project Total	\$235,943

HEFNER STATION RENOVATIONS - 3924 NW 122nd Street (Ward 8)

Facility repairs to Hefner Patrol Division building. Estimated annual operating cost is \$0.

	FY20 Cost
Police Sales Tax Fund	\$300,000
Project Total	\$300,000

HELICOPTER REFURBISHMENTS - (N/A)

Refurbishment of police helicopters. Estimated annual operating cost is \$0.

	FY20 Cost
Btr Streets Safer City Use Tax	\$2,807,727
MAPS3 Use Tax Fund	\$344,350
Temp Sales Tax Pub Safety Cap	\$170,849
Project Total	\$3,322,926

PATROL VEHICLES - (N/A)

Scheduled replacement of Police patrol sedans, sport utility vehicles, boats, motorcycles and bicycles. Estimated annual operating cost is \$0.

	FY20 Cost
Btr Streets Safer City Use Tax	\$5,833,004
Project Total	\$5,833,004

POLICE BUILDING IMPROVEMENTS - Citywide

Improvement to existing police facilities including construction, equipment, furnishings, installation or A&E services. This could include enhancements to equipment and infrastructure critical to efficient operations. Estimated annual operating cost is \$0.

	FY20 Cost
Police Sales Tax Fund	\$1,100,000
Project Total	\$1,100,000

POLICE CNTRL_ULSTA - Citywide

Control account for unlisted bond funds. Estimated annual operating cost is \$0.

	FY20 Cost
2017 G.O. Bonds	\$200,000
Project Total	\$200,000

SPECIAL INVESTIGATIONS VEHICLE - (N/A)

Purchase of undercover vehicles for the Special Investigations Division. Estimated annual operating cost is \$0.

	FY20 Cost
State Asset Forfeiture Funds	\$200,000
Project Total	\$200,000

UNMARKED VEHICLES POLICE - (N/A)

Scheduled replacement of unmarked Police vehicles. Estimated annual operating cost is \$0.

	FY20 Cost
Btr Streets Safer City Use Tax	\$1,232,605
MAPS3 Use Tax Fund	\$200,000
Project Total	\$1,432,605

POLICE FY20 TOTAL**\$13,041,546**

PUBLIC TRANS AND PARKING

BUS RAPID TRANSIT - Northwest Expressway and Meridian Avenue to the Downtown Transit Center (Citywide)

Northwest Corridor Bus Rapid Transit. Estimated annual operating cost is \$0.

	FY20 Cost
2017 G.O. Bonds	\$500,000
Other Grants	\$619,840
Other Unspecified	\$154,960
Project Total	\$1,274,800

BUS REPLACEMENT - Citywide

Replace aging buses utilized beyond their useful lives. Estimated annual operating cost is \$0.

	FY20 Cost
2017 G.O. Bonds	\$3,395,000
Project Total	\$3,395,000

BUS SHELTERS - Citywide

Bus shelters (12 annually). Estimated annual operating cost is \$0.

	FY20 Cost
Cntrl OK Trans and Prkng Auth	\$21,500
Other Grants	\$86,000
Project Total	\$107,500

CNG STATION - 2000 S May Ave (Ward 6)

CNG station and fleet facility upgrades. Estimated annual operating cost is \$0.

	FY20 Cost
Cntrl OK Trans and Prkng Auth	\$862,948
Other Grants	\$4,608,258
Project Total	\$5,471,206

CONVENTION CNTR PARKING GARAGE - South of OKC Blvd between Shields and Broadway (Ward 7)

New Convention Center parking garage. Estimated annual operating cost is \$650,000.

	FY20 Cost
Cntrl OK Trans and Prkng Auth	\$28,650,000
Project Total	\$28,650,000

EQUIPMENT REPLACEMENT - 2000 S May Avenue (Ward 6)

Purchase of maintenance equipment. Estimated annual operating cost is \$10,000.

	FY20 Cost
Cntrl OK Trans and Prkng Auth	\$145,000
Other Grants	\$20,000
Project Total	\$165,000

MERIDIAN LANDING PAVILION - 4345 SW 15th St (Ward 3)

Pavilion for Meridian landing. Estimated annual operating cost is \$0.

	FY20 Cost
Cntrl OK Trans and Prkng Auth	\$80,000
Other Grants	\$320,000
Project Total	\$400,000

PARATRANSIT VANS - Citywide

Replacement of 25 paratransit vehicles from FY 2019 through FY 2023. Estimated annual operating cost is \$0.

	FY20 Cost
Cntrl OK Trans and Prkng Auth	\$194,838
Other Grants	\$779,351
Project Total	\$974,189

PARKING GARAGE IMPROVEMENTS - Downtown (Ward 6)

Repairs and improvements to all garages including revenue collection equipment. Estimated annual operating cost is \$0.

	FY20 Cost
Cntrl OK Trans and Prkng Auth	\$1,100,000
Project Total	\$1,100,000

PUBLIC TRANSIT BUSES - Citywide

Acquisition of public transit buses, bus stop improvements, and construction, repair, improvement and acquisition of transit facilities, equipment and materials. Estimated annual operating cost is \$0.

	FY20 Cost
2017 G.O. Bonds	\$3,395,000
Project Total	\$3,395,000

RIVER PARK LANDING - Oklahoma River at Stockyards City (Ward 6)

River Park landing. Estimated annual operating cost is \$10,000.

	FY20 Cost
Cntrl OK Trans and Prkng Auth	\$160,000
Other Grants	\$640,000
Project Total	\$800,000

SECURITY AT COTPA FACILITIES - Citywide

Provide access control, lighting, outside cameras and perimeter fencing at COTPA facilities. Estimated annual operating cost is \$1,000.

	FY20 Cost
Cntrl OK Trans and Prkng Auth	\$53,000
Other Grants	\$212,000
Project Total	\$265,000

SERVICE VEHICLE REPLACEMENT - Citywide

Replacement of service vehicles. Estimated annual operating cost is \$0.

	FY20 Cost
Cntrl OK Trans and Prkng Auth	\$32,000
Other Grants	\$128,000
Project Total	\$160,000

TECHNOLOGY INFRASTRUCTURE - 2000 S May Ave (Ward 6)

Technology infrastructure. Fiber Installations at S. May, additional cameras at Transit Center along with interactive trip planning kiosk, stand up Reno mini-hub technology. Also includes computers, software and upgrading software. Estimated annual operating cost is \$0.

	FY20 Cost
Cntrl OK Trans and Prkng Auth	\$100,000
Other Grants	\$400,000
Project Total	\$500,000

TRANSIT CENTER IMPROVEMENTS - 420 NW 5th Street (Ward 6)

Facilities improvements. Estimated annual operating cost is \$0.

	FY20 Cost
Cntrl OK Trans and Prkng Auth	\$103,480
Other Grants	\$413,920
Project Total	\$517,400

TRANSIT CNTRL_ULSTA - Unlisted Control Account - Transit (N/A)

Control Account-Unlisted Estimated annual operating cost is \$0.

	FY20 Cost
2017 G.O. Bonds	\$150,000
Project Total	\$150,000

WELLNESS FITNESS CENTER - 2000 S May Ave (Ward 6)

New wellness and fitness center. Estimated annual operating cost is \$5,000.

	FY20 Cost
Cntrl OK Trans and Prkng Auth	\$100,000
Project Total	\$100,000

PUBLIC TRANS AND PARKING FY20 TOTAL	\$47,425,095
--	---------------------

PUBLIC WORKS

2017 SALES TAX CONTROL ACCT - (Citywide)

Control account for the Better Streets, Safer City Program. Estimated annual operating cost is \$0.

	FY20 Cost
Better Streets Safer City Tax	\$80,000,000
Project Total	\$80,000,000
 PUBLIC WORKS FY20 TOTAL	 \$80,000,000

PUBLIC WORKS - BRIDGES

BRIDGS CNTRL_ULSTA - Unlisted Control Account - Bridges (N/A)

Control Account-Unlisted Estimated annual operating cost is \$0.

	FY20 Cost
2017 G.O. Bonds	\$250,000
Project Total	\$250,000

I-40 PEDESTRIAN CROSSING - Realigned Interstate 40 in the vicinity of South Harvey Avenue (Ward 6)

Replacement/construction/reconstruction/rehabilitation/repair &/or improvement of bridges which may include related appurtenances/A&E/ROW/utility relocation/drainage/lighting &/or approach improvements. Estimated annual operating cost is \$0.

	FY20 Cost
2007 G.O. Bonds	\$1,700,000
Project Total	\$1,700,000

NW EXPRESSWAY, NW WILSHIRE - NW Expressway and NW Wilshire Blvd (Ward 1)

Replacement, construction, reconstruction, rehabilitation, repair, or improvement of bridges, may include appurtenances, AE, ROW, utility relocation, drainage, lighting, or approach improvements. Estimated annual operating cost is \$0.

	FY20 Cost
2017 G.O. Bonds	\$4,950,000
Project Total	\$4,950,000

NW EXPRWY PEDESTRIAN CROSSING - NW Expressway in the vicinity of Wilshire Boulevard (Ward 1)

Replacement/construction/reconstruction/rehabilitation/repair &/or improvement of bridges which may include related appurtenances/A&E/ROW/utility relocation/drainage/lighting &/or approach improvements. Estimated annual operating cost is \$0.

	FY20 Cost
2007 G.O. Bonds	\$1,700,000
Project Total	\$1,700,000

PUBLIC WORKS - BRIDGES FY20 TOTAL **\$8,600,000**

PUBLIC WORKS - DRAINAGE

CHISHOLM TRAIL FAIRGROUNDS - Chisholm Trail Street, Fairgrounds (Ward 6)

Drainage, channel and water quality improvements, mapping and equipment, may include stormwater detention facilities, real property acquisition, construction and related activities, landscaping, or technology improvements. Estimated annual operating cost is \$0.

	FY20 Cost
2017 G.O. Bonds	\$500,000
Project Total	\$500,000

DRAINAGE CNTRL SYS CNTRL_ULSTA - Unlisted Control Account - Drainage Control (N/A)

Control Account-Unlisted. Estimated annual operating cost is \$0.

	FY20 Cost
2017 G.O. Bonds	\$250,000
Project Total	\$250,000

DRAINAGE STUDIES - Citywide

Drainage Studies Citywide Estimated annual operating cost is \$0.

	FY20 Cost
Stormwater Drainage Utility	\$150,000
Project Total	\$150,000

HOG CREEK LAKE THUNDERBIRD - Hog Creek - Phase I and II (Ward 4)

Drainage, channel and water quality improvements, mapping and equipment, may include stormwater detention facilities, real property acquisition, construction and related activities, landscaping, or technology improvements. Estimated annual operating cost is \$0.

	FY20 Cost
2017 G.O. Bonds	\$2,000,000
Project Total	\$2,000,000

NE 7 AND BNSF RAILROAD - East of N Broadway in the vicinity of NE 7th and BNSF Railroad (Ward 6)

Drainage, channel and water quality improvements, mapping and equipment, may include stormwater detention facilities, real property acquisition, construction and related activities, landscaping, or technology improvements. Estimated annual operating cost is \$0.

	FY20 Cost
2017 G.O. Bonds	\$720,000
Project Total	\$720,000

NW 10, RENO, I-44, MAY - Area bound by NW 10, Reno Ave, Interstate 44 and May Ave (Ward 6)

Drainage improvements/mapping & equipment which may include related ROW/A&E/utility relocation/landscaping/maintenance access ways and/or fencing. Estimated annual operating cost is \$0.

	FY20 Cost
2007 G.O. Bonds	\$2,000,000
Project Total	\$2,000,000

NW10, RENO, ROCKWELL, PORTLAND - Area bound by NW 10, Reno Ave, Rockwell Ave, Portland Avenue; McCormick Ave, NW 4 (Ward 3)

Drainage improvements, mapping and equipment which may include related ROW, A&E, utility relocation, landscaping, maintenance access ways and/or fencing. Estimated annual operating cost is \$0.

	FY20 Cost
2007 G.O. Bonds	\$2,000,000
Project Total	\$2,000,000

OK RIVR SEDIMNT. BASN DREDGING - Oklahoma River Sedimentation Basin Dredging (Ward 6)

Project is to dredge the Oklahoma River Sediment basin to remove large amounts of sediment deposits that are caused by strong flows of water. Estimated annual operating cost is \$0.

	FY20 Cost
Stormwater Drainage Utility	\$1,500,000
Project Total	\$1,500,000

SW 19, WESTWOOD SW 15, BARNES - SW 15T and S Pennsylvania Ave (Ward 6)

Drainage, channel and water quality improvements, mapping and equipment, may include stormwater detention facilities, real property acquisition, construction and related activities, landscaping, or technology improvements. Estimated annual operating cost is \$0.

	FY20 Cost
2017 G.O. Bonds	\$3,000,000
Project Total	\$3,000,000

SW 7, ROBINSON SE 8, SANTA FE - SW 7 and Robinson Ave to east of SE 8 and Santa Fe Ave (Citywide)

Drainage, channel and water quality improvements, mapping and equipment, may include stormwater detention facilities, real property acquisition, construction and related activities, landscaping, or technology improvements. Estimated annual operating cost is \$0.

	FY20 Cost
2017 G.O. Bonds	\$2,000,000
Project Total	\$2,000,000

TWISTED OAK TO OAK HALLOW - Twisted Oak Rd and Oak Hallow Rd to Quail Creek Golf Course (Ward 8)

Drainage, channel and water quality improvements, mapping and equipment, may include stormwater detention facilities, real property acquisition, construction and related activities, landscaping, or technology improvements. Estimated annual operating cost is \$0.

	FY20 Cost
2017 G.O. Bonds	\$1,650,000
Project Total	\$1,650,000

WEST ELM CREEK LAKE THNDRBRD - West Elm Creek (Ward 4)

Drainage, channel and water quality improvements, mapping and equipment, may include stormwater detention facilities, real property acquisition, construction and related activities, landscaping, or technology improvements. Estimated annual operating cost is \$0.

	FY20 Cost
2017 G.O. Bonds	\$1,000,000
Project Total	\$1,000,000

PUBLIC WORKS - DRAINAGE FY20 TOTAL **\$16,770,000**

PUBLIC WORKS - STREETS

07GOB-1 UNLISTED CONTROL ACCT - Citywide

To provide funds for the purpose of constructing, reconstructing, improving, and repairing streets. Estimated annual operating cost is \$0.

	FY20 Cost
2007 G.O. Bonds	\$3,500,000
Project Total	\$3,500,000

CEMETERY,CZECH HALL,RENO,NW10 - Area bound by N Cemetery Rd, N Czech Hall Rd, W Reno Ave, NW 10 (Ward 3)

Resurfacing, repair, rehabilitation or improvement of the streets in areas bounded by listed streets, may include AE, signals, signs, markings, devices, conduit, lighting, drainage, intersection improvements, ROW, utilities, or sidewalks. Estimated annual operating cost is \$0.

	FY20 Cost
2017 G.O. Bonds	\$3,050,000
Project Total	\$3,050,000

GEMSTONE ACRES ADDITION - In the vicinity of SW 44 and Cemetary Rd (Ward 3)

Resurfacing, repair, rehabilitation or improvement of the streets in areas bounded by listed streets, may include AE, signals, signs, markings, devices, conduit, lighting, drainage, intersection improvements, ROW, utilities, or sidewalks. Estimated annual operating cost is \$0.

	FY20 Cost
2017 G.O. Bonds	\$555,000
Project Total	\$555,000

HARVEY, RENO TO I-40 - Harvey Ave from Reno Ave to Interstate 40 (Ward 6)

Reconstruction/construction/repair/resurfacing/ &/or improvements of street which may include A&E/signals/signs/markings/devices/conduit/lighting/drainage/intersection imprv./ROW/utilities/sidewalks/furniture &/or landscaping & irrigation systems. Estimated annual operating cost is \$0.

	FY20 Cost
2007 G.O. Bonds	\$1,000,000
Project Total	\$1,000,000

KELLEY, BRITTON TO HEFNER - Kelley Ave from Britton Rd to Hefner Rd (Ward 7)

Widening and improving the listed streets which may include related A&E/signals/signs/markings/devices/conduit & improvements/lighting/drainage/intersection improvements/ROW/utilities/sidewalks &/or landscaping & irrigation systems. Estimated annual operating cost is \$0.

	FY20 Cost
2007 G.O. Bonds	\$2,000,000
Project Total	\$2,000,000

KELLEY. WILSHIRE TO BRITTON - Kelley Avenue from Wilshire Boulevard to Britton Road (Ward 7)

Widening and improving the listed streets which may include related A&E/signals/signs/markings/devices/conduit & improvements/lighting/drainage/intersection improvements/ROW/utilities/sidewalks &/or landscaping & irrigation systems. Estimated annual operating cost is \$0.

	FY20 Cost
2007 G.O. Bonds	\$2,000,000
Project Total	\$2,000,000

MACARTHUR. NW 150 TO NW 164 - MacArthur Boulevard NW 150th Street to NW 164th (Ward 8)

Widening and improving the listed streets which may include related A&E/signals/signs/markings/devices/conduit & improvements/lighting/drainage/intersection improvements/ROW/utilities/sidewalks &/or landscaping & irrigation systems. Estimated annual operating cost is \$0.

	FY20 Cost
2007 G.O. Bonds	\$2,000,000
Project Total	\$2,000,000

MAY. I-44. GRAND. SW 59. - May Avenue, I-44, South Grand Boulevard, SW 59th Street (Ward 3)

Resurfacing, repair, rehabilitation, &/or improvements of the streets located in the areas bounded by the described streets which may include A&E, signals, signs, markings, devices, conduit, lighting, drainage, intersection improvements, etc. Estimated annual operating cost is \$0.

	FY20 Cost
2007 G.O. Bonds	\$1,500,000
Project Total	\$1,500,000

MAY. PENN. NW 50. NW 36. - May Ave, Pennsylvania Ave, NW 50th and NW 36th (Ward 2)

Resurfacing, repair, rehabilitation or improvement of streets located in the areas bounded by listed streets; may include A&E, signals, signs, markings, devices, conduit, lighting, drainage, intersection improvements, ROW, utilities and sidewalks. Estimated annual operating cost is \$0.

	FY20 Cost
2007 G.O. Bonds	\$2,000,000
Project Total	\$2,000,000

MAY. PENN. SW 15. SW 29. - May Avenue, Pennsylvania Avenue, SW 15th Street, SW 29th Street (Ward 6)

Resurfacing/repair/rehabilitation &/or improvements of the streets located in the areas bounded by the described streets which may include A&E/signals/signs/markings/devices/conduit/lighting/drainage/intersection improvements/ROW/utilities/sidewalks. Estimated annual operating cost is \$0.

	FY20 Cost
2007 G.O. Bonds	\$2,500,000
Project Total	\$2,500,000

MORGAN. SW 44 TO SW 29 - Morgan Road from SW 44th Street to SW 29th Street (Ward 3)

Widening and improving the listed streets which may include related A&E/signals/signs/markings/devices/conduit & improvements/lighting/drainage/intersection improvements/ROW/utilities/sidewalks &/or landscaping & irrigation systems. Estimated annual operating cost is \$0.

	FY20 Cost
2007 G.O. Bonds	\$2,000,000
Project Total	\$2,000,000

PORTLAND. MAY. NW 63. NW 50 - Portland Ave, May Ave, NW 63rd, and NW 50th (Ward 2)

Resurfacing/repair/rehabilitation &/or improvements of the streets located in the areas bounded by the described streets which may include A&E/signals/signs/markings/devices/conduit/lighting/drainage/intersection improvements/ROW/utilities/sidewalks. Estimated annual operating cost is \$0.

	FY20 Cost
2007 G.O. Bonds	\$2,200,000
Project Total	\$2,200,000

RENO. CZECH HALL TO CEMETERY - Reno Avenue from Czech Hall Road to Cemetery Road (Ward 3)

Widening and improving the listed streets which may include related A&E, signals, signs, markings, devices, conduit and improvements, lighting, drainage, intersection improvements, ROW, utilities, sidewalks, and/or landscaping and irrigation systems. Estimated annual operating cost is \$0.

	FY20 Cost
2007 G.O. Bonds	\$500,000
Project Total	\$500,000

RENO. WESTERN TO BNSF RRD - Reno Avenue from Western Avenue to BNSF Railroad (Ward 6)

Reconstruction/construction/repair/resurfacing/ &/or improvements of street which may include A&E/signals/signs/markings/devices/conduit/lighting/drainage/intersection imprv./ROW/utilities/sidewalks/furniture &/or landscaping & irrigation systems. Estimated annual operating cost is \$0.

	FY20 Cost
2007 G.O. Bonds	\$709,000
Project Total	\$709,000

ROBINSON. RENO TO SW 15TH ST - Robinson Avenue from Reno Avenue to SW 15th Street (Citywide)

Reconstruction, construction, repair, resurfacing, &/or improvements of street which may include A&E, signals, signs, markings, devices, conduit, lighting, drainage, intersection improvements, ROW, utilities, sidewalks, furniture, etc. Estimated annual operating cost is \$0.

	FY20 Cost
2007 G.O. Bonds	\$2,500,000
Project Total	\$2,500,000

SE 59,HARRAH,KATY,OLD TOWN - Area Bound by SE 59th St, Harrah Rd, Katy St, and Old Town St (Ward 4)

Resurfacing, repair, rehabilitation or improvement of the streets in areas bounded by listed streets, may include AE, signals, signs, markings, devices, conduit, lighting, drainage, intersection improvements, ROW, utilities, or sidewalks. Estimated annual operating cost is \$0.

	FY20 Cost
2017 G.O. Bonds	\$830,000
Project Total	\$830,000

SHERIDAN. OK RIVER. WESTERN. - Sheridan Ave, Oklahoma River, Western Ave, and Lincoln Blvd (Ward 6)

Reconstruction, construction, repair, resurfacing, or improvements of streets; may include A&E, signals, signs, markings, devices, conduit, lighting, drainage, intersection imprv, ROW, utilities, sidewalks, St. furniture, landscaping and irrigation sys. Estimated annual operating cost is \$0.

	FY20 Cost
2007 G.O. Bonds	\$2,000,000
Project Total	\$2,000,000

STREETS CNTRL_ULSTA - Unlisted Control Account - Streets (N/A)

Control Account-Unlisted. Estimated annual operating cost is \$0.

	FY20 Cost
2017 G.O. Bonds	\$2,000,000
Project Total	\$2,000,000

SUNNYLANE. SE 89 TO SE 104 - Sunnyslane Avenue from SE 89th Street to SE 104th Street (Ward 4)

Widening and improving the listed streets which may include related A&E, signals, signs, markings, devices, conduit and improvements, lighting, drainage, intersection improvements, ROW, utilities, sidewalks, and/or landscaping and irrigation systems. Estimated annual operating cost is \$0.

	FY20 Cost
2007 G.O. Bonds	\$1,000,000
Project Total	\$1,000,000

SW 29, ROCKWELL TO MACARTHUR - SW 29th from S Rockwell Ave to S MacArthur Blvd (Ward 3)

Widening and improving listed streets, may include AE, signals, signs, markings, devices, conduit and improvements, lighting, drainage, intersection improvements, ROW, utilities, sidewalks, landscaping, or irrigation systems. Estimated annual operating cost is \$0.

	FY20 Cost
2017 G.O. Bonds	\$2,500,000
Project Total	\$2,500,000

SW 59, COUNTY LINE TO HWY 152 - SW 59th St from County Line Rd to Hwy 152 (Ward 3)

Widening and improving listed streets, may include AE, signals, signs, markings, devices, conduit and improvements, lighting, drainage, intersection improvements, ROW, utilities, sidewalks, landscaping, or irrigation systems. Estimated annual operating cost is \$0.

	FY20 Cost
2017 G.O. Bonds	\$500,000
Project Total	\$500,000

TURTLE LAKE ADDITIONS - In the vicinity of SE 149th St and Sooner Rd (Ward 4)

Resurfacing, repair, rehabilitation or improvement of the streets in areas bounded by listed streets, may include AE, signals, signs, markings, devices, conduit, lighting, drainage, intersection improvements, ROW, utilities, or sidewalks. Estimated annual operating cost is \$0.

	FY20 Cost
2017 G.O. Bonds	\$1,110,000
Project Total	\$1,110,000

WALKER. RENO S. TO I-40 - Walker Ave from Reno Ave to Interstate 40 (Ward 6)

Reconstruction/construction/repair/resurfacing/ &/or improvements of street which may include A&E/signals/signs/markings/devices/conduit/lighting/drainage/intersection imprv./ROW/utilities/sidewalks/furniture &/or landscaping & irrigation systems. Estimated annual operating cost is \$0.

	FY20 Cost
2007 G.O. Bonds	\$3,000,000
Project Total	\$3,000,000

WSTRN. SANTA FE. SW 44. SW 59. - Western Ave, Santa Fe Ave, SW 44, and SW 59 (Ward 4)

Resurfacing, repair, rehabilitation or improvement of streets located in the areas bounded by listed streets; may include A&E, signals, signs, markings, devices, conduit, lighting, drainage, intersection improvements, ROW, utilities and sidewalks. Estimated annual operating cost is \$0.

	FY20 Cost
2007 G.O. Bonds	\$2,000,000
Project Total	\$2,000,000

PUBLIC WORKS - STREETS FY20 TOTAL **\$42,954,000**

PUBLIC WORKS - TRAFFIC

2007 UNLISTED - TRAFFIC - Citywide

Control project to manage unlisted funds to support traffic project shortfalls and new projects within the scope of the General Obligation Bond proposition approved by voters. Estimated annual operating cost is \$0.

	FY20 Cost
2007 G.O. Bonds	\$115,000
Project Total	\$115,000

BROADWAY EXT AND NE 122 - Broadway Extension and NE 122 St (Ward 7)

Installation, acquisition of new, improvement, replacement or repair of existing traffic signals, signs, equipment, and devices, may include AE, ROW, utility relocation, conduit installation, drainage, intersection improvements, or lighting. Estimated annual operating cost is \$0.

	FY20 Cost
2017 G.O. Bonds	\$860,000
Project Total	\$860,000

CHOCTAW RD AND SE 71 - Choctaw Road and SE 71st St (Ward 4)

Installation of new and/or improvement of existing traffic signals/signs or devices which may include related A&E/ROW/utility relocation/conduit installation/drainage/intersection improvements/ and/or lighting. Estimated annual operating cost is \$0.

	FY20 Cost
2007 G.O. Bonds	\$500,000
Project Total	\$500,000

EASTERN AND SE 89 - S Eastern Avenue and SE 89 St (Ward 4)

Installation, acquisition of new, improvement, replacement or repair of existing traffic signals, signs, equipment, and devices, may include AE, ROW, utility relocation, conduit installation, drainage, intersection improvements, or lighting. Estimated annual operating cost is \$0.

	FY20 Cost
2017 G.O. Bonds	\$715,000
Project Total	\$715,000

TRAFFIC CNTRL SYS CNTRL_ULSTA - Unlisted Control Account - Traffic Control System (N/A)

Control Account-Unlisted. Estimated annual operating cost is \$0.

	FY20 Cost
2017 G.O. Bonds	\$300,000
Project Total	\$300,000

PUBLIC WORKS - TRAFFIC FY20 TOTAL **\$2,490,000**

SOLID WASTE MANAGEMENT

CART PURCHASES - (N/A)

Replacement of recycling and collection carts and the addition of carts for expanded service. Estimated annual operating cost is \$0.

	FY20 Cost
OKC Environmental Asst Trust	\$1,142,000
Project Total	\$1,142,000

MOBILE EQUIPMENT - (N/A)

Replacement of pick-up trucks, refuse trucks, side loaders, and other mobile equipment. Estimated annual operating cost is \$0.

	FY20 Cost
OKC Environmental Asst Trust	\$2,342,000
Project Total	\$2,342,000

SOLID WASTE MANAGEMENT FY20 TOTAL **\$3,484,000**

WASTEWATER

420 OFFICE SPACE MODIFICATIONS - 420 W. Main or 5th Street and Pennsylvania (Ward 6)

Modifications to office space at 420 W Main Street to accommodate current and future staffing requirements. Estimated annual operating cost is \$0.

	FY20 Cost
OKC Water Utilities Trust	\$3,090,000
Project Total	\$3,090,000

CAPITAL PLAN PROGRAM MGT - (Citywide)

The program management portion of the contract is to perform the program management services for the Capital Improvement Plan that incorporate developing, reporting, scheduling, coordination with internal and external agencies, and quarterly updates. Estimated annual operating cost is \$0.

	FY20 Cost
OKC Water Utilities Trust	\$1,240,000
Project Total	\$1,240,000

CHISHOLM CREEK WWTP R & R - 22000 N. Western Avenue (Ward 8)

The funds in this category provide for plant upgrades to improve, replace, and renew existing facilities as necessary to continue reliable and regulatory compliant operation. Estimated annual operating cost is \$0.

	FY20 Cost
OKC Water Utilities Trust	\$520,000
Project Total	\$520,000

CITYWIDE SANITARY SEWER R&R - Citywide

To provide for renewal and/or replacement of deficient sanitary sewer lines. Estimated annual operating cost is \$0.

	FY20 Cost
OKC Water Utilities Trust	\$10,300,000
Project Total	\$10,300,000

CONDITION ASSESSMENT - Citywide

This program will assess the condition of collection system assets to determine which assets require replacement or rehabilitation. Estimated annual operating cost is \$0.

	FY20 Cost
OKC Water Utilities Trust	\$7,010,000
Project Total	\$7,010,000

CUSTOMER SERVICE DIVISION - Citywide

Replaces meters and meter pits. Estimated annual operating cost is \$0.

	FY20 Cost
OKC Water Utilities Trust	\$4,750,000
Project Total	\$4,750,000

EMERGENCY PROJECTS - Citywide

Wastewater related emergency projects. Estimated annual operating cost is \$0.

	FY20 Cost
OKC Water Utilities Trust	\$520,000
Project Total	\$520,000

EQUIPMENT REPLACEMENT - Citywide

Mobile equipment replacement. Estimated annual operating cost is \$0.

	FY20 Cost
OKC Water Utilities Trust	\$1,290,000
Project Total	\$1,290,000

FLOW METERING ISOLATION - Citywide

This program will be used to measure wastewater flows within specific basins to identify areas of high inflow and infiltration in order to determine and prioritize abatement projects. Estimated annual operating cost is \$0.

	FY20 Cost
OKC Water Utilities Trust	\$1,030,000
Project Total	\$1,030,000

I/I ABATEMENT - Citywide

This program will further investigate the cause of inflow and infiltration and install the required capital improvements necessary to prevent them from entering the collection system. Estimated annual operating cost is \$0.

	FY20 Cost
OKC Water Utilities Trust	\$1,550,000
Project Total	\$1,550,000

LIFT STATION R & R - Citywide

Lift station renewals and/or replacements. Estimated annual operating cost is \$0.

	FY20 Cost
OKC Water Utilities Trust	\$50,000
Project Total	\$50,000

LINE MAINTENANCE DIVISION PROJ - Citywide

Line Maintenance Division capital projects. Estimated annual operating cost is \$0.

	FY20 Cost
OKC Water Utilities Trust	\$2,580,000
Project Total	\$2,580,000

NORTH CANADIAN INTERCEPTOR - Citywide

Increase capacity of North Canadian wastewater collection system. Estimated annual operating cost is \$0.

	FY20 Cost
OKC Water Utilities Trust	\$6,810,000
Project Total	\$6,810,000

POLICY B AND B-1 PROJECTS - Citywide

Policy B or B-1 may be used if a development is located within a sewer shed where the potential for additional growth will require proposed wastewater mains to be upsized to meet future development. Estimated annual operating cost is \$0.

	FY20 Cost
OKC Water Utilities Trust	\$210,000
Project Total	\$210,000

PUBLIC WORKS REIMBURSEMENTS - Citywide

Public Works Reimbursement Projects. Estimated annual operating cost is \$0.

	FY20 Cost
OKC Water Utilities Trust	\$310,000
Project Total	\$310,000

RELOCATION FOR ROAD PROJECTS - Citywide

Relocations of sewer roadway improvement projects. Estimated annual operating cost is \$0.

	FY20 Cost
OKC Water Utilities Trust	\$1,810,000
Project Total	\$1,810,000

SOUTH CANADIAN EXPANSION - 15924 S. May Avenue (Ward 5)

South Canadian Wastewater Treatment Plant expansion. Estimated annual operating cost is \$0.

	FY20 Cost
OKC Water Utilities Trust	\$77,270,000
Project Total	\$77,270,000

SURVEY INVENTORY - Citywide

This program will complete detailed survey for collection system assets to provide for a robust, accurate spatial database of our assets to allow for efficient operation of the system. Estimated annual operating cost is \$0.

	FY20 Cost
OKC Water Utilities Trust	\$1,290,000
Project Total	\$1,290,000

TECHNOLOGY UPGRADES - Citywide

Technology Upgrades. Estimated annual operating cost is \$0.

	FY20 Cost
OKC Water Utilities Trust	\$3,320,000
Project Total	\$3,320,000

WASTEWATER FY20 TOTAL

\$124,950,000

WATER

CAPITAL PLAN PROGRAM MGT - (Citywide)

The program management portion of the contract is to perform the program management services for the Capital Improvement Plan that incorporate developing, reporting, scheduling, coordination with internal and external agencies, and quarterly updates. Estimated annual operating cost is \$0.

	FY20 Cost
OKC Water Utilities Trust	\$980,000
Project Total	\$980,000

CITY OF THE VILLAGE MAIN REPL. - City of The Village (N/A)

The City of The Village Main Replacement. The City of Oklahoma City Water Utilities provides water to the City of The Village. Estimated annual operating cost is \$0.

	FY20 Cost
OKC Water Utilities Trust	\$520,000
Project Total	\$520,000

CITYWIDE WATER MAIN R & R - Citywide

Water main renewals and/or replacements. Estimated annual operating cost is \$0.

	FY20 Cost
OKC Water Utilities Trust	\$5,580,000
Project Total	\$5,580,000

CUSTOMER SERVICE DIVISION PROJ - Citywide

Replaces water meters and meter pits. Estimated annual operating cost is \$0.

	FY20 Cost
OKC Water Utilities Trust	\$4,750,000
Project Total	\$4,750,000

DRAPER 72" REPLACE FROM WTP - Citywide

In-depth condition assessment of 72-inch transmission main from the Draper WTP. Estimated annual operating cost is \$0.

	FY20 Cost
OKC Water Utilities Trust	\$2,060,000
Project Total	\$2,060,000

DRAPER PLANT R & R - 13700 S. Douglas Boulevard (Ward 4)

Draper Plant renewal and/or replacement. Estimated annual operating cost is \$0.

	FY20 Cost
OKC Water Utilities Trust	\$1,030,000
Project Total	\$1,030,000

DRAPER WTP UPGRADES - 13700 S. Douglas Boulevard (Ward 4)

Improvements to the Draper Water Treatment Plant. Estimated annual operating cost is \$0.

	FY20 Cost
OKC Water Utilities Trust	\$9,530,000
Project Total	\$9,530,000

DRAPER/HEFNER INTERCONNECTION - Citywide

Transmission and Booster Station Improvements to Interconnect the Draper and Hefner Service areas. Estimated annual operating cost is \$0.

	FY20 Cost
OKC Water Utilities Trust	\$2,580,000
Project Total	\$2,580,000

EMERGENCY PROJECTS - Citywide

Water related emergency projects. The department deals with a number of emergencies during the operation of raw water supply and potable water distribution. Funds are allocated every fiscal year to pay for these emergencies. Estimated annual operating cost is \$0.

	FY20 Cost
OKC Water Utilities Trust	\$820,000
Project Total	\$820,000

EQUIPMENT REPLACEMENT - Citywide

Mobile equipment replacement. Estimated annual operating cost is \$0.

	FY20 Cost
OKC Water Utilities Trust	\$1,370,000
Project Total	\$1,370,000

EXT.ATOKA PIPELINE STAT. UPGDE - Macomb Pump Station for the existing Atoka pipeline (Citywide)

Upgrades to the balancing tanks for the existing pump stations and new surge facility for the Macomb Pump Station for the existing Atoka pipeline. Estimated annual operating cost is \$0.

	FY20 Cost
OKC Water Utilities Trust	\$15,970,000
Project Total	\$15,970,000

GENERAL IMPROVEMENTS - (Ward 8)

Projects related to General System-Wide Facility Improvements Estimated annual operating cost is \$0.

	FY20 Cost
OKC Water Utilities Trust	\$5,460,000
Project Total	\$5,460,000

HEFNER PLANT R & R - 3827 W. Hefner Road (Ward 8)

Hefner Water Treatment Plant renewal and/or replacement. Estimated annual operating cost is \$0.

	FY20 Cost
OKC Water Utilities Trust	\$1,130,000
Project Total	\$1,130,000

HEFNER WTP UPGRADES - 3827 W. Hefner Road (Ward 8)

Improvements to the Hefner Water Treatment Plant to meet regulatory requirement and maintain reliable operation. Estimated annual operating cost is \$0.

	FY20 Cost
OKC Water Utilities Trust	\$26,790,000
Project Total	\$26,790,000

LARGE VALVE REPLACEMENT - (Citywide)

Large Valve Replacement. Estimated annual operating cost is \$0.

	FY20 Cost
OKC Water Utilities Trust	\$2,060,000
Project Total	\$2,060,000

OVERHOLSER PLANT R & R - 601 N. Pennsylvania (Ward 1)

Overholser Plant renewals and/or replacement. Estimated annual operating cost is \$0.

	FY20 Cost
OKC Water Utilities Trust	\$310,000
Project Total	\$310,000

POLICY A AND A-1 PROJECTS - Citywide

Policy A or A-1 may be used if a development is located within a service area where the potential for additional growth will require proposed water mains to be upsized to meet future development. Estimated annual operating cost is \$0.

	FY20 Cost
OKC Water Utilities Trust	\$100,000
Project Total	\$100,000

PUBLIC WORKS REIMBURSEMENTS - Citywide

Public Works Reimbursement Projects. Estimated annual operating cost is \$0.

	FY20 Cost
OKC Water Utilities Trust	\$320,000
Project Total	\$320,000

RAW WATER 2ND ATOKA PIPELINE - Lake Atoka to Lake Stanley Draper (Citywide)

Construction of a second raw water pipeline from Lake Atoka to Lake Stanley Draper. Estimated annual operating cost is \$0.

	FY20 Cost
OKC Water Utilities Trust	\$159,170,000
Project Total	\$159,170,000

RELOCATION FOR ROAD PROJECTS - Citywide

Relocation of water roadway improvement projects. Estimated annual operating cost is \$0.

	FY20 Cost
OKC Water Utilities Trust	\$1,300,000
Project Total	\$1,300,000

RESERVOIR MAINTENANCE - Citywide

The City owns and operates Lake Draper, Lake Hefner, Lake Overholser, and Lake Atoka. Many of the functional and structural components of the reservoir require capital funds to do major repairs and or upgrades. Estimated annual operating cost is \$0.

	FY20 Cost
OKC Water Utilities Trust	\$4,640,000
Project Total	\$4,640,000

SURVEY INVENTORY - Citywide

The program will complete detailed survey for distribution system assets to provide for a robust, accurate spatial database of our assets to allow for efficient operation of the system. Estimated annual operating cost is \$0.

	FY20 Cost
OKC Water Utilities Trust	\$520,000
Project Total	\$520,000

TECHNOLOGY UPGRADE - Citywide

Technology Upgrades. Estimated annual operating cost is \$0.

	FY20 Cost
OKC Water Utilities Trust	\$2,040,000
Project Total	\$2,040,000

UPGRADES TO BOOSTER STATIONS - Citywide

Upgrades to booster stations to improve reliability and resiliency. Estimated annual operating cost is \$0.

	FY20 Cost
OKC Water Utilities Trust	\$4,480,000
Project Total	\$4,480,000

WESTWARD EXTENSION - Southwest Oklahoma City (Citywide)

Extension of large diameter transmission mains and booster station improvements. Estimated annual operating cost is \$0.

	FY20 Cost
OKC Water Utilities Trust	\$9,270,000
Project Total	\$9,270,000

WATER FY20 TOTAL**\$262,780,000**



The City of
OKLAHOMA CITY

OVERVIEW OF BONDS AND DEBT SERVICE

Major capital improvements such as streets, drainage, facilities, and major equipment are often financed by bonds. This funding mechanism allows payment for infrastructure improvements to be made over multiple years, usually over the life of the improvement.

General Obligation Bonds (GO Bonds) are issued only upon voter approval. Voters must be informed of the purpose of the bonds and review a list of bond projects to be funded.

Each year, the City repays a portion of the remaining principal on GO Bonds it has issued, along with interest on the remaining balance. Together these payments are called Debt Service. The ad valorem tax (property tax) is the primary revenue source used for repaying GO Bonds. The Debt Service Fund is totally independent of the City's operating funds, using a different source of revenue. Because of this independence, debt service costs do not affect current or future operations.

State law does not place a cap on the amount of debt the City can incur through our General Obligation Bonds, but does limit the amount of debt on General Obligation Limited Tax (GOLT) Bonds to \$5 per \$1,000 assessed. Revenue bonds for water, sewer, airport and parking projects, backed by user fees, have been issued by various trusts established by the City. The City is the legal beneficiary of these trusts.

General Obligation Bonds are backed by the full faith and credit of the City, meaning the City must levy ad valorem taxes sufficient to pay the annual principal and interest payments. By State law, cities may only use ad valorem taxes to support the Debt Service Fund. The Mayor and City Council of Oklahoma City follow an informal policy of keeping the ad valorem tax rate for debt service at or near \$16 per \$1,000 dollars of net assessed value.

In addition to paying the principal and interest on General Obligation Bonds issued by the City, the Debt Service Fund also pays certain legal judgments against the City. The Debt Service Fund Budget is subject to different legal requirements than the remainder of the City's budget. The Debt Service budget is adopted and filed with the County Excise Board, which establishes property tax rates once the results from the previous year are finalized. The City's adopted budget will be amended during the fiscal year to address any differences that exist between the adopted budget and the final budget approved by the County Excise Board.

The City has retired approximately \$61.37 million in General Obligation bonded debt and has issued \$105.66 million in FY19, which will leave the total General Obligation Bond indebtedness at the end of FY19 at approximately \$933.41 million. This equates to \$1,412 per capita estimated for FY19 compared to \$1,265 per capita at the end of FY18.



Fire Station #26 located at 7025 SW 119th St. was paid for with General Obligation Bond Funds.

Since 2009, Standard & Poor's and Moody's Investor Service have rated Oklahoma City's General Obligation debt at the highest levels, AAA and Aaa respectively for the City's General Obligation Bonds. Oklahoma City's expanding economic base, ongoing downtown redevelopment, conservative financial management, and moderate debt contributed to the City's high rating. This high rating means lower interest rates enabling the City to spend a larger portion of the funds on major capital projects.

AAA

The City of Oklahoma City's General Obligation bonds are rated "AAA" by Standard & Poor's and "Aaa" by Moody's Investor Service, the highest rating available.



*Renovated Lycan Conservatory at Will Rogers Gardens
Paid for by 2007 General Obligation Bond Funds*

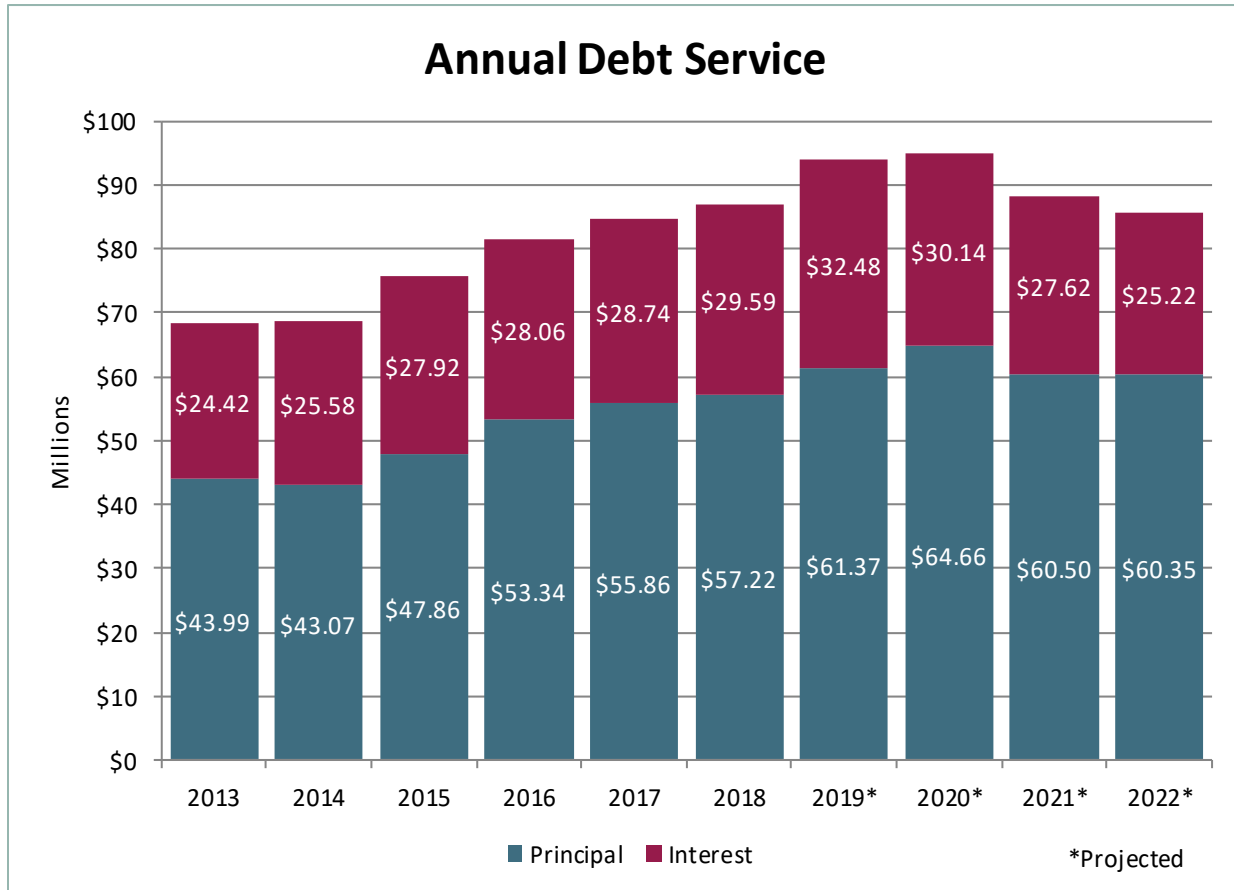
DEBT SERVICE BUDGET

	Actual FY18	Adopted FY19	Adopted FY20
Revenues			
Ad Valorem (Property Tax)	\$88,721,712	\$92,738,686	\$95,053,573
Interest	2,250,219	1,000,000	1,000,000
Other	7,293,912	4,500,000	6,000,000
Fund Balance	0	2,014,377	3,911,844
Total Revenues	<u>\$98,265,843</u>	<u>\$100,253,063</u>	<u>\$105,965,417</u>
Expenditures - Non-Departmental			
Judgments	\$4,258,103	\$4,500,000	5,974,000
Judgment Interest	228,209	275,000	221,000
Fiscal Agency Fees	371,717	300,000	400,000
Bond Retirement	57,215,000	61,365,000	64,660,123
Interest on Bonds	29,590,480	33,813,063	34,710,294
Total Expenditures	<u>\$91,663,509</u>	<u>\$100,253,063</u>	<u>\$105,965,417</u>
Use of Fund Balance			
Beginning Fund Balance	\$106,036,814	\$112,639,147	\$110,624,770
Additions/(Reductions) to Fund Balance	6,602,334	(2,014,377) *	(3,911,844) **
Ending Fund Balance	<u>\$112,639,147</u>	<u>\$110,624,770</u> *	<u>\$106,712,926</u> **

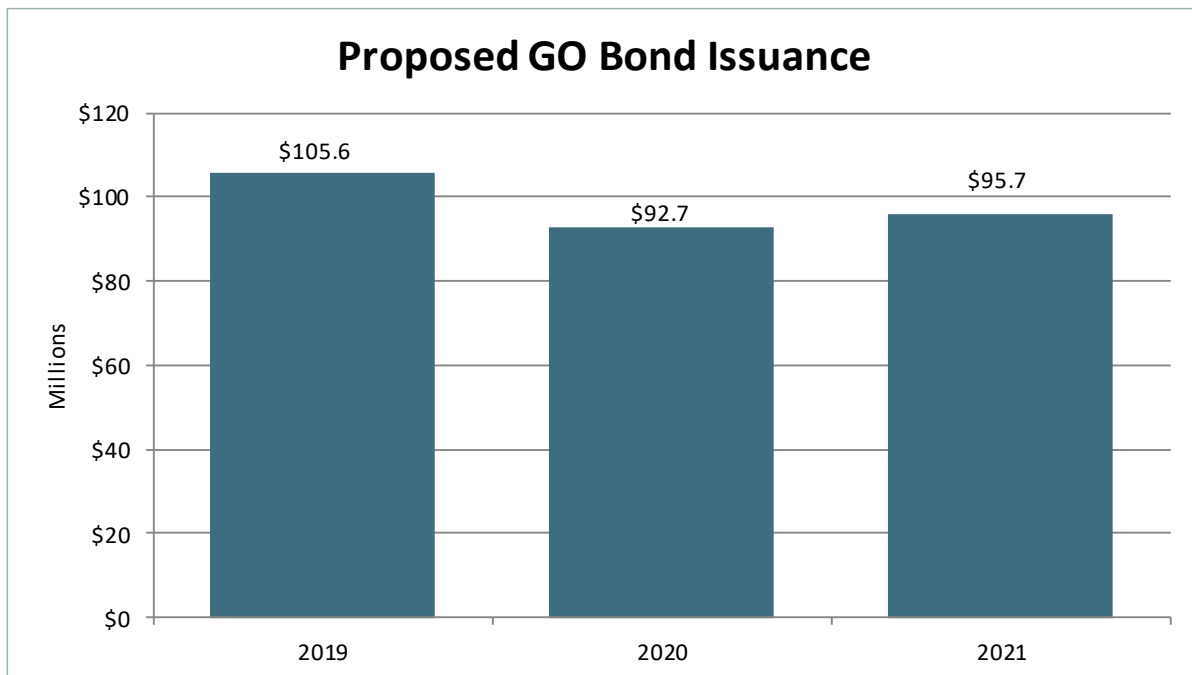
* Estimated.

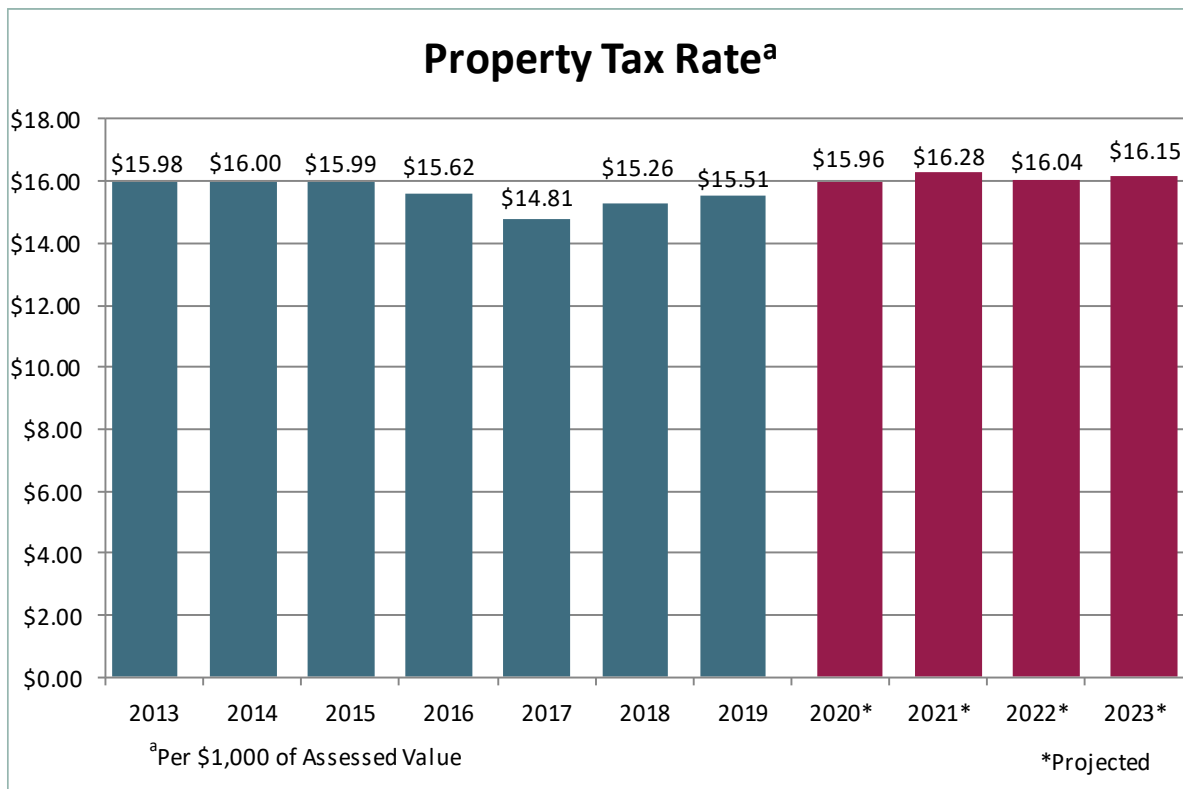
** Assumes budgeted revenues and expenditures.

REMAINING BOND AUTHORIZATION ISSUANCE PLAN



NOTE: This information includes debt service for bonds anticipated to be issued.





NOTE: This information includes tax rates for anticipated bond issues. Although there is no limit in Oklahoma State Law, the Mayor and City Council of Oklahoma City follow an informal policy of keeping the mill levy/ad valorem tax rate at or near \$16 per \$1,000 dollars of net assessed value.



The City of
OKLAHOMA CITY