



City Manager Report

The City of OKLAHOMA CITY

NO: 1391

DATE: AUGUST 27, 2019

TO: THE MAYOR AND MEMBERS OF THE CITY COUNCIL

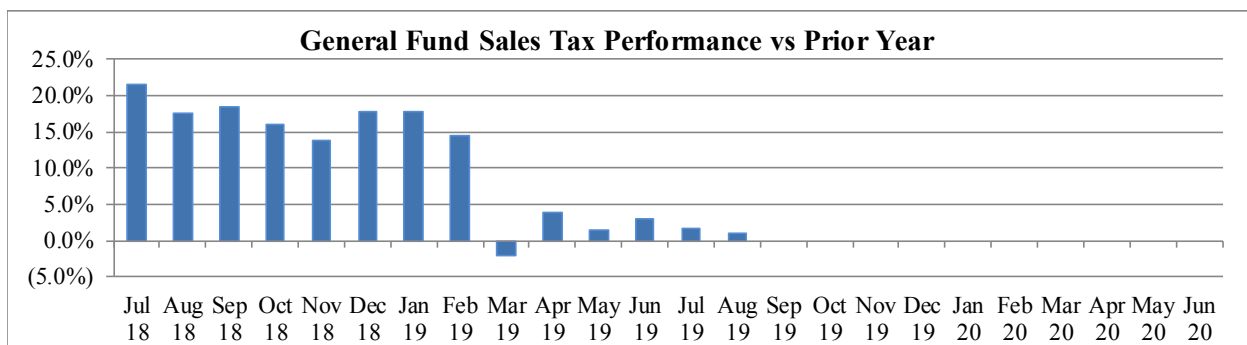
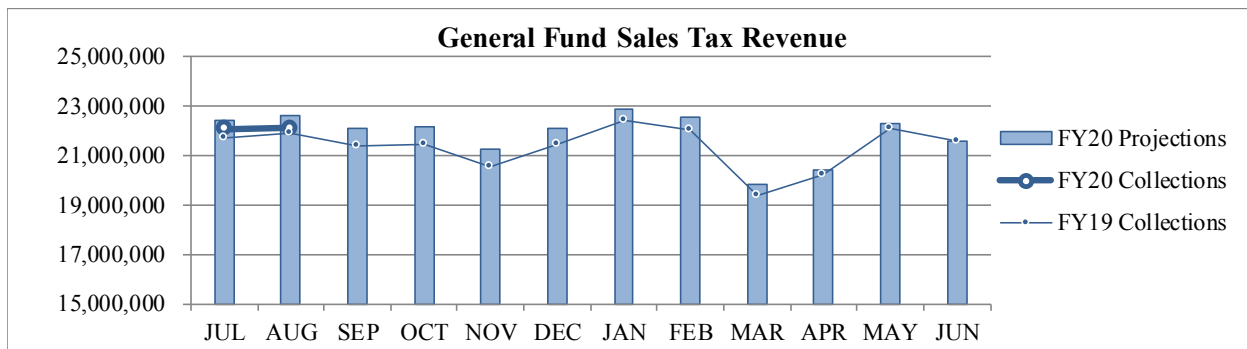
SUBJECT: AUGUST 2019 SALES AND USE TAX COLLECTIONS

The majority of the August remittance includes actual collections for the second half of June and estimated collections for the first half of July. Combined sales and use taxes for the General Fund are \$473,567 or 0.9% above projections for the year. The quarter cent increase to the General Fund on January 1, 2018 began impacting collections in March 2018 and continued to affect year-to-year comparisons through February 2019.

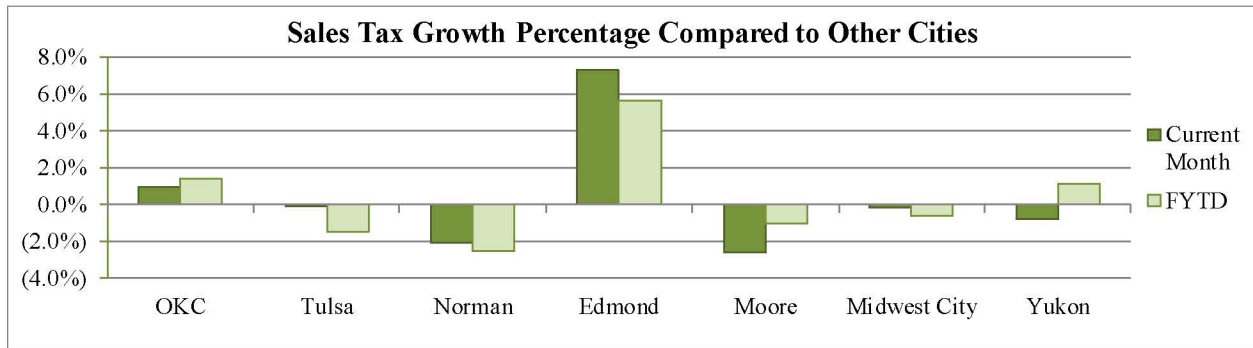
General Fund Sales Tax

SALES TAX PERFORMANCE (vs Projection)			
Aug 19	Projection	\$ Diff	% Change
22,133,396	22,607,752	(474,356)	(2.1%)
YTD FY19	YTD Proj	\$ Diff	% Change
44,253,273	45,028,634	(775,361)	(1.7%)

SALES TAX PERFORMANCE (vs Prior Year)			
Aug 19	Aug 18	\$ Diff	% Change
22,133,396	21,906,737	226,659	1.0%
YTD FY19	YTD FY18	\$ Diff	% Change
44,253,273	43,632,398	620,875	1.4%

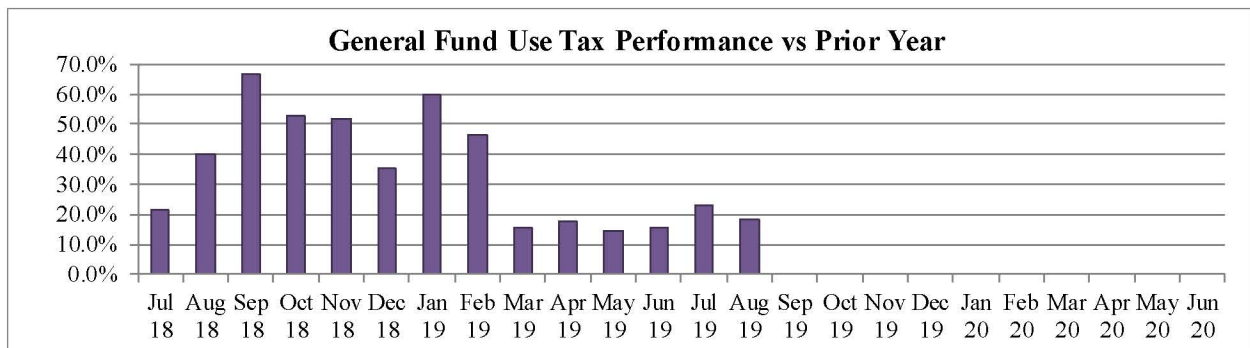
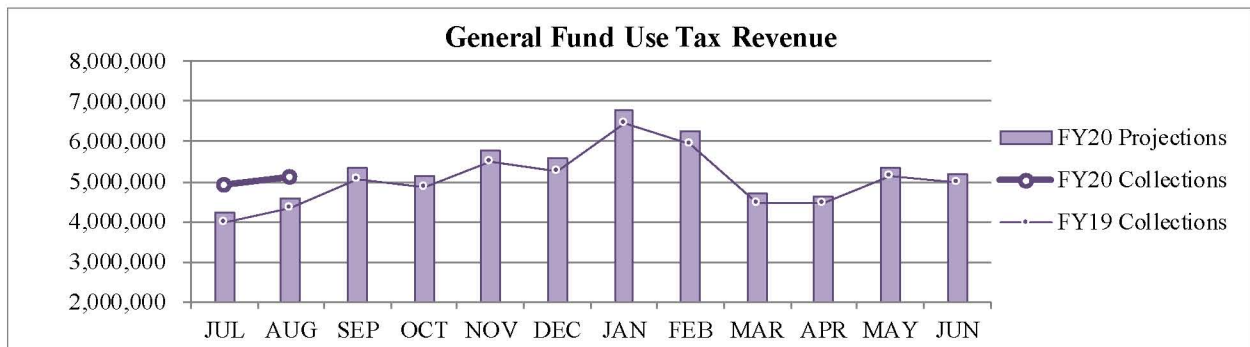


Sales Tax Comparison to Other Cities



General Fund Use Tax

USE TAX PERFORMANCE (vs Projection)				USE TAX PERFORMANCE (vs Prior Year)			
Aug 19	Projection	\$ Diff	% Change	Aug 19	Aug 18	\$ Diff	% Change
5,119,099	4,564,827	554,272	12.1%	5,119,099	4,326,850	792,249	18.3%
YTD FY19	YTD Proj	\$ Diff	% Change	YTD FY19	YTD FY18	\$ Diff	% Change
10,024,089	8,775,161	1,248,928	14.2%	10,024,089	8,317,688	1,706,401	20.5%



Staff is available should you have questions or require additional information.

Craig Freeman
City Manager