



City Manager Report

The City of OKLAHOMA CITY

NO: 1422

DATE: OCTOBER 22, 2019

TO: THE MAYOR AND MEMBERS OF THE CITY COUNCIL

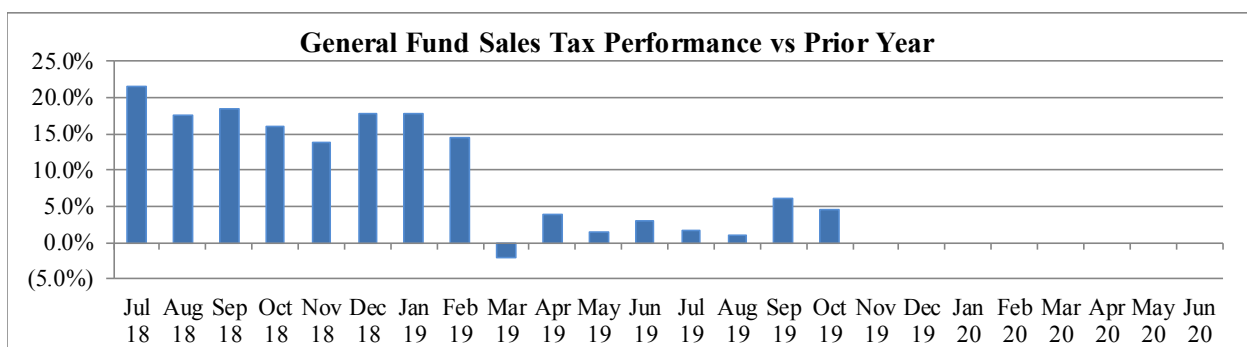
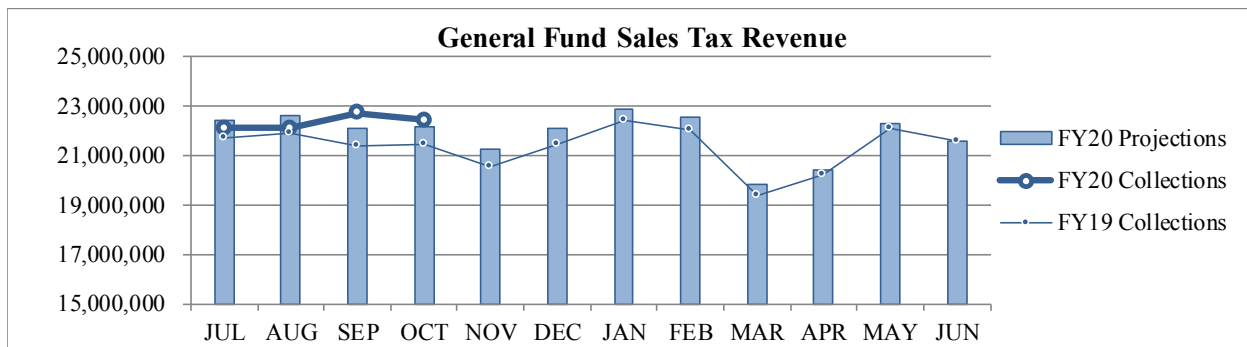
SUBJECT: OCTOBER 2019 SALES AND USE TAX COLLECTIONS

The majority of the October remittance includes actual collections for the second half of August and estimated collections for the first half of September. Combined sales and use taxes for the General Fund are \$2,239,730 or 2.1% above projections for the year. The quarter cent increase to the General Fund on January 1, 2018 began impacting collections in March 2018 and continued to affect year-to-year comparisons through February 2019.

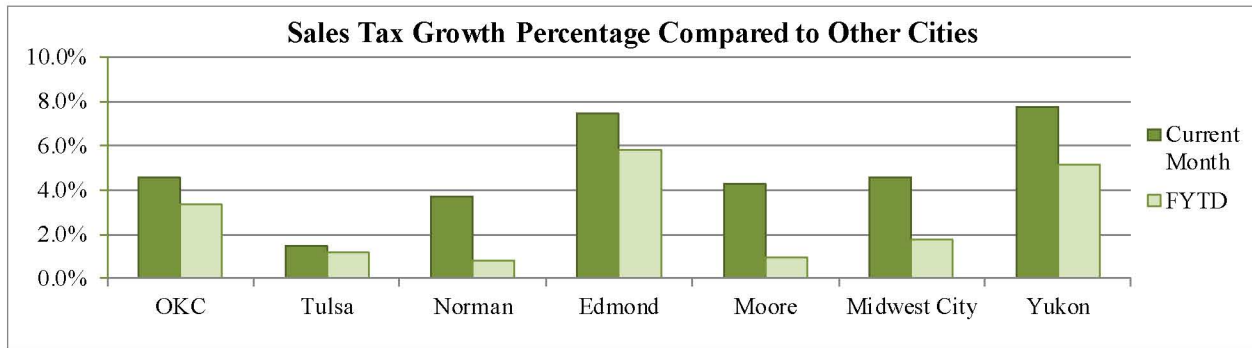
General Fund Sales Tax

SALES TAX PERFORMANCE (vs Projection)			
Oct 19	Projection	\$ Diff	% Change
22,454,595	22,156,834	297,761	1.3%
YTD FY20	YTD Proj	\$ Diff	% Change
89,421,307	89,279,401	141,906	0.2%

SALES TAX PERFORMANCE (vs Prior Year)			
Oct 19	Oct 18	\$ Diff	% Change
22,454,595	21,469,800	984,795	4.6%
YTD FY20	YTD FY19	\$ Diff	% Change
89,421,307	86,511,047	2,910,260	3.4%



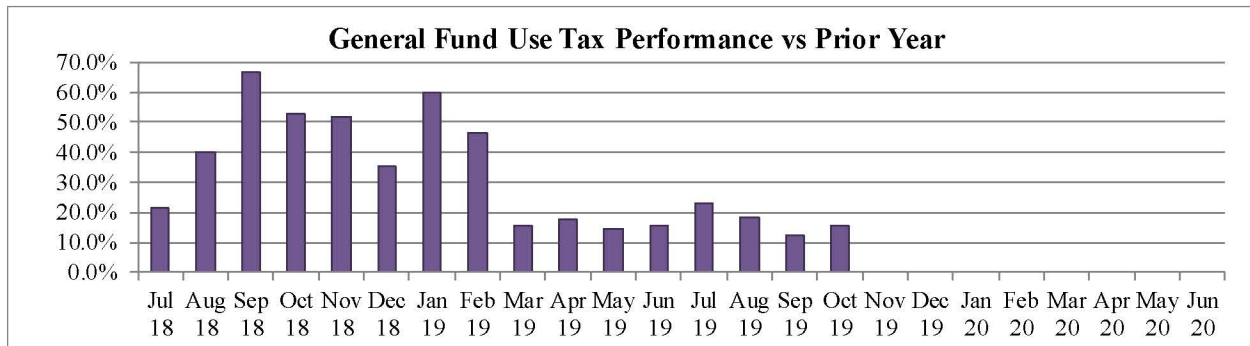
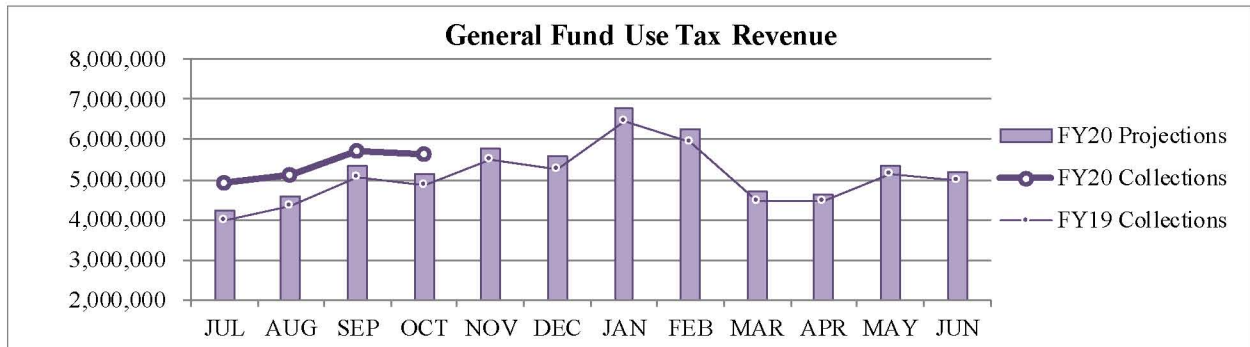
Sales Tax Comparison to Other Cities



General Fund Use Tax

USE TAX PERFORMANCE (vs Projection)			
Oct 19	Projection	\$ Diff	% Change
5,623,132	5,138,829	484,303	9.4%
YTD FY20	YTD Proj	\$ Diff	% Change
21,364,543	19,266,719	2,097,824	10.9%

USE TAX PERFORMANCE (vs Prior Year)			
Oct 19	Oct 18	\$ Diff	% Change
5,623,132	4,870,928	752,204	15.4%
YTD FY20	YTD FY19	\$ Diff	% Change
21,364,543	18,262,292	3,102,251	17.0%



Staff is available should you have questions or require additional information.

Craig Freeman
City Manager