

2018-2019 PROGRESS IN CAPITOL VIEW



877
Residential Units
Source: US Census



48% Owner-Occupied
52% Non Owner-Occupied
Source: Oklahoma County Tax Assessor



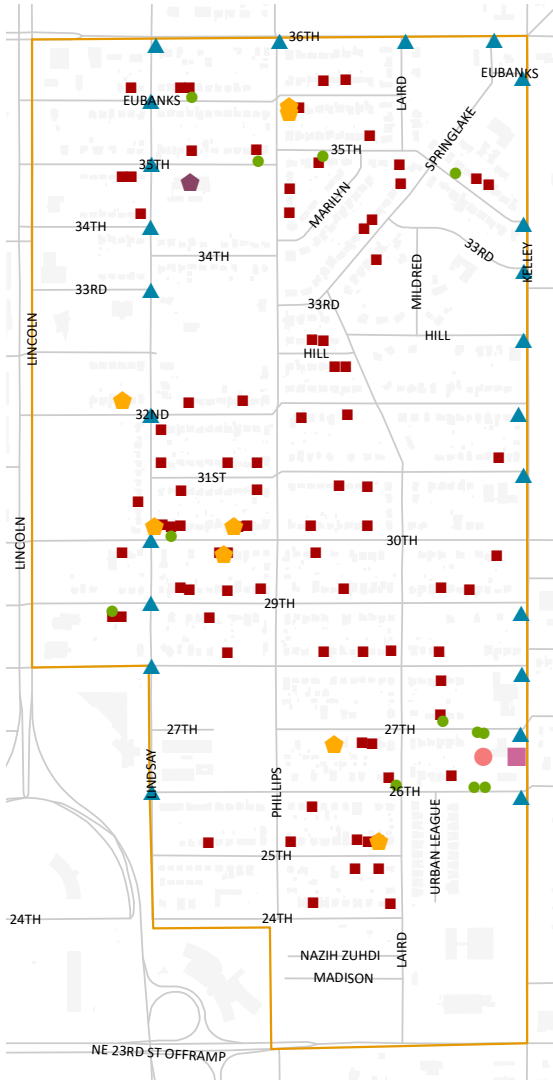
\$19,308
Average Residential
"Actual" Value
Source: Oklahoma County
Tax Assessor



\$18,830
Median Household
Income
Source: US Census

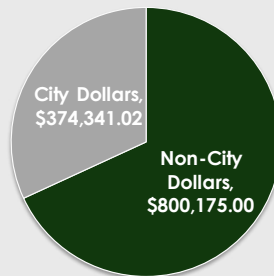


15,025
Employees
within
1 mile radius
Source: Greater OKC
Chamber of
Commerce



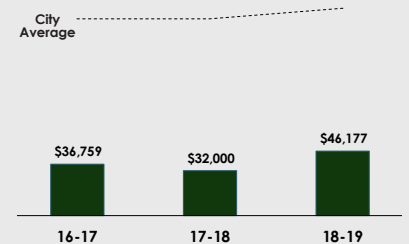
SNI Projects

- ▲ 23 Sign Toppers
- 8 Mobile Market
- 1 Pet Vaccination Clinic
- 12 Tree Planting
- 85 Hazardous Tree Removal
- ◆ 8 Housing Assistance
- ◆ 1 MLK Elementary Summer Program
- Capitol View Boundary



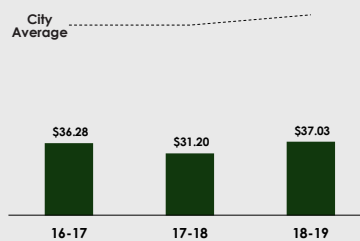
Investment Dollars July 2018 - June 2019

Source: City of OKC Permits & City of OKC Accounting



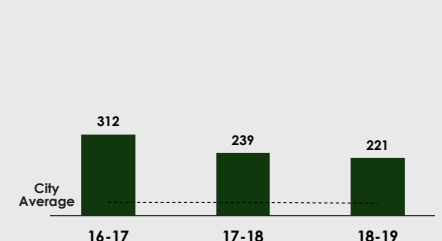
Avg Home Sales Price

Source: Oklahoma County Tax Assessor
Average for OKC: \$148,000
Source: Realtor.com July 2019



Avg Price Per Sq Ft

Source: Oklahoma County Tax Assessor
Average for OKC: \$101
Source: Realtor.com July 2019



Crime Incidents

Source: OKC Police Department
Average for OKC: 48 Per Sq Mile
Source: Neighborhoodscout.com July 2019

2018-2019 PROGRESS IN CAPITOL HILL



1782
Residential Units
Source: US Census



52% Owner-Occupied
48% Non Owner-Occupied
Source: Oklahoma County Tax Assessor



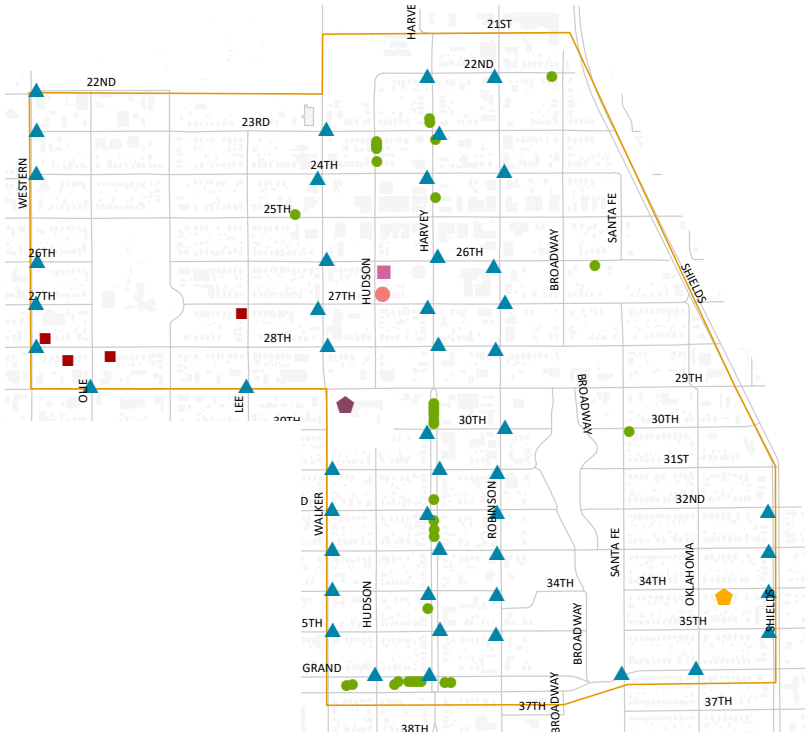
\$44,335
Average Residential
"Actual" Value
Source: Oklahoma County
Tax Assessor



\$17,484
Median Household
Income
Source: US Census

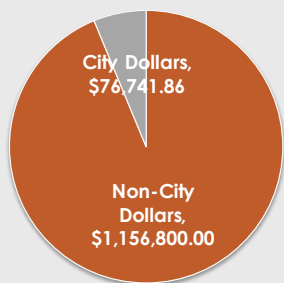


2,549
Employees within
1 mile radius
Source: Greater OKC
Chamber of Commerce



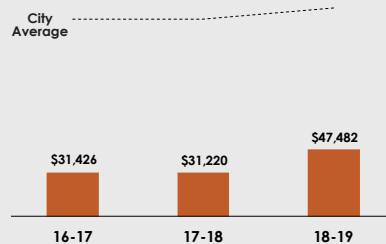
SNI Projects

- ▲ 50 Sign Toppers
- 8 Mobile Market
- 1 Pet Vaccination Clinic
- 34 NeighborWoods Tree Planting
- 4 NeighborWoods Hazardous Tree Removal
- ◆ 1 Housing Assistance
- ◆ 1 Adelaide Lee Elementary Summer Program
- Capitol Hill Boundary



Investment Dollars July 2018 - June 2019

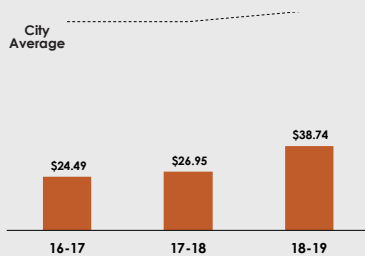
Source: City of OKC Permits & City of OKC Accounting



Avg Home Sales Price

Source: Oklahoma County Tax Assessor

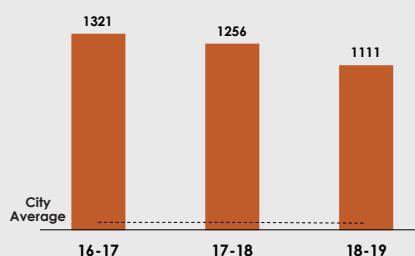
Average for OKC: \$148,000
Source: Realtor.com July 2019



Avg Price Per Sq Ft

Source: Oklahoma County Tax Assessor

Average for OKC: \$101
Source: Realtor.com July 2019



Crime Incidents

Source: OKC Police Department

Average for OKC: 48 Per Sq Mile
Source: Neighborhoodscout.com July 2019

2013-2019 PROGRESS IN CULBERTSON'S EAST HIGHLAND



1114
Residential Units
Source: US Census



17% Owner-Occupied
83% Non Owner-Occupied
Source: Oklahoma County Tax Assessor



\$27,041
Average Residential
"Actual" Value
Source: Oklahoma County Tax Assessor



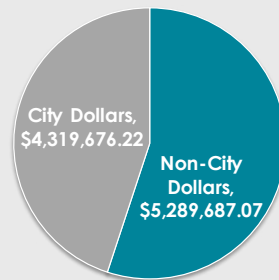

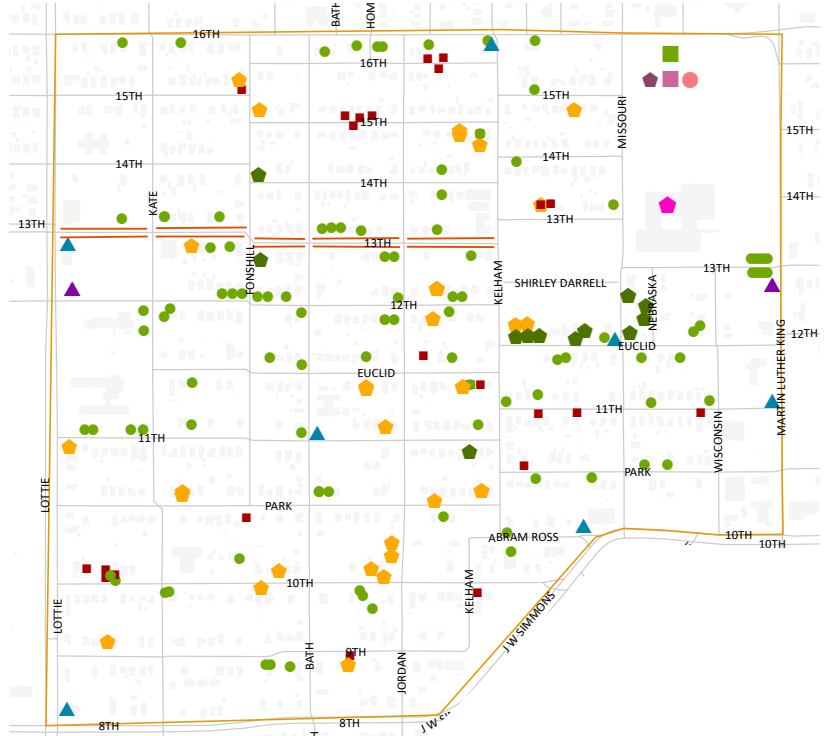
\$37,669
Median Household Income
Source: US Census



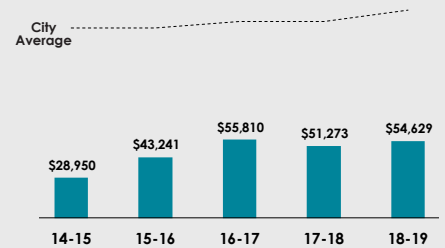
32,618
Employees within
1 mile radius
Source: Greater OKC Chamber of Commerce

SNI Projects

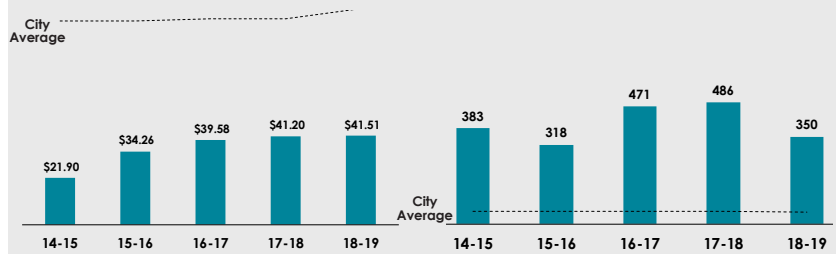
- 10 New Sidewalks
- 2 New Bus Shelter
- 7 Neighborhood Signs
- 8 Mobile Market
- 1 Pet Vaccination Clinic
- 109 NeighborWoods Tree Planting
- 30 NeighborWoods Hazardous Tree Removal
- 1 Park Improvements
- 11 Affordable Housing
- 28 Housing Assistance
- 1 Thelma Parks Elementary Summer Program
- 1 Moon Elementary After School Program



Investment Dollars
July 2013 - June 2019
Source: City of OKC Permits & City of OKC Accounting



Avg Home Sales Price
Source: Oklahoma County Tax Assessor
Average for OKC: \$148,000
Source: Realtor.com July 2019



Avg Price Per Sq Ft
Source: Oklahoma County Tax Assessor
Average for OKC: \$101
Source: Realtor.com July 2019

Crime Incidents
Source: OKC Police Department
Average for OKC: 48 Per Sq Mile
Source: Neighborhoodscout.com July 2019