



COVID-19: Oklahoma City Daily Data Report

Monday, June 1, 2020



The City of
OKLAHOMA CITY
Office of Emergency Management

Data and Information Sources

Oklahoma State Department of Health

- Daily Situation Updates
 - [June 1, 2020](#)
- Executive Order Reports
 - Executive Order COVID-19 Report
 - [June 1, 2020](#)

U.S. Centers for Disease Control and Prevention (CDC)

- [States Reporting Cases of COVID-19 to CDC](#)

U.S. Department of Labor

- [Office of Unemployment Insurance Weekly Claims Reports](#)

Johns Hopkins Coronavirus Resource Center

- [Coronavirus COVID-19 Global Cases by the Center for Systems Science at Johns Hopkins University](#)



COVID-19 Oklahoma City Metro Counties Cases and Deaths Per Day

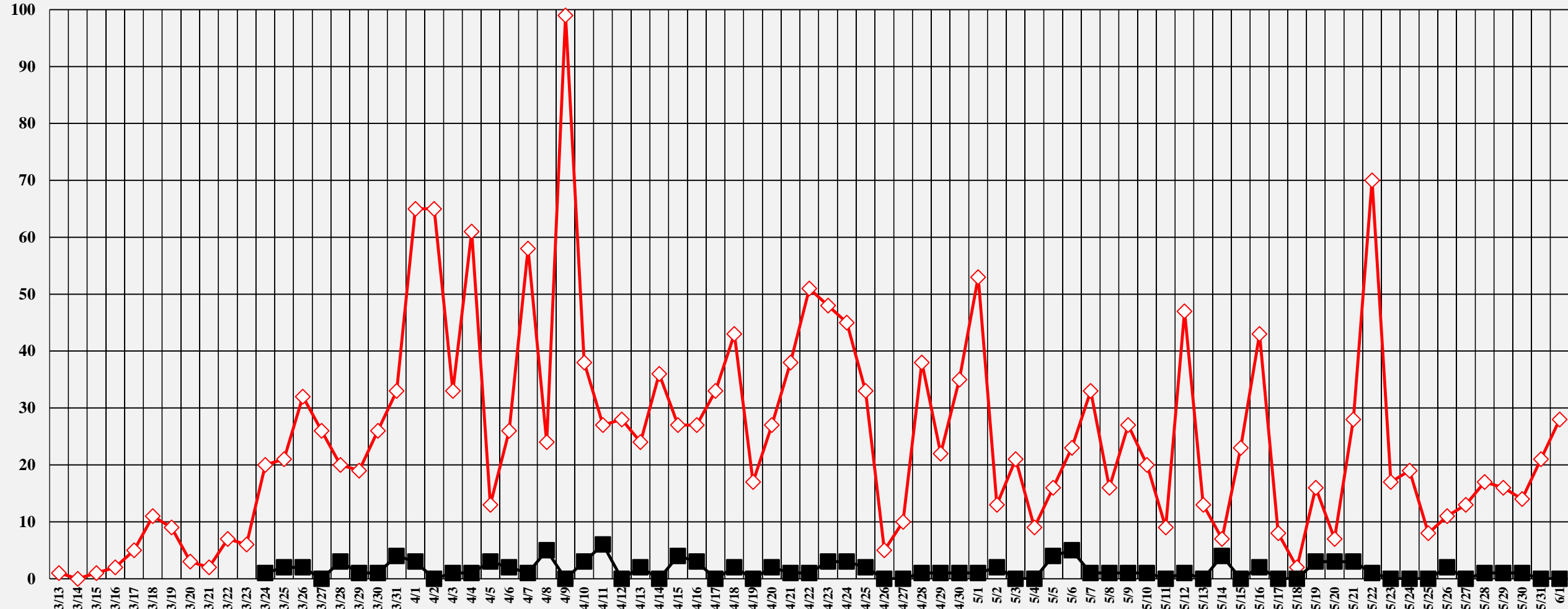
3/13 through 6/1/2020

Source: Oklahoma State Department of Health

Oklahoma City metro counties include:

- Oklahoma County
- Cleveland County
- Canadian County
- Pottawatomie County

 **Confirmed Cases Per Day**  **Deaths Per Day**



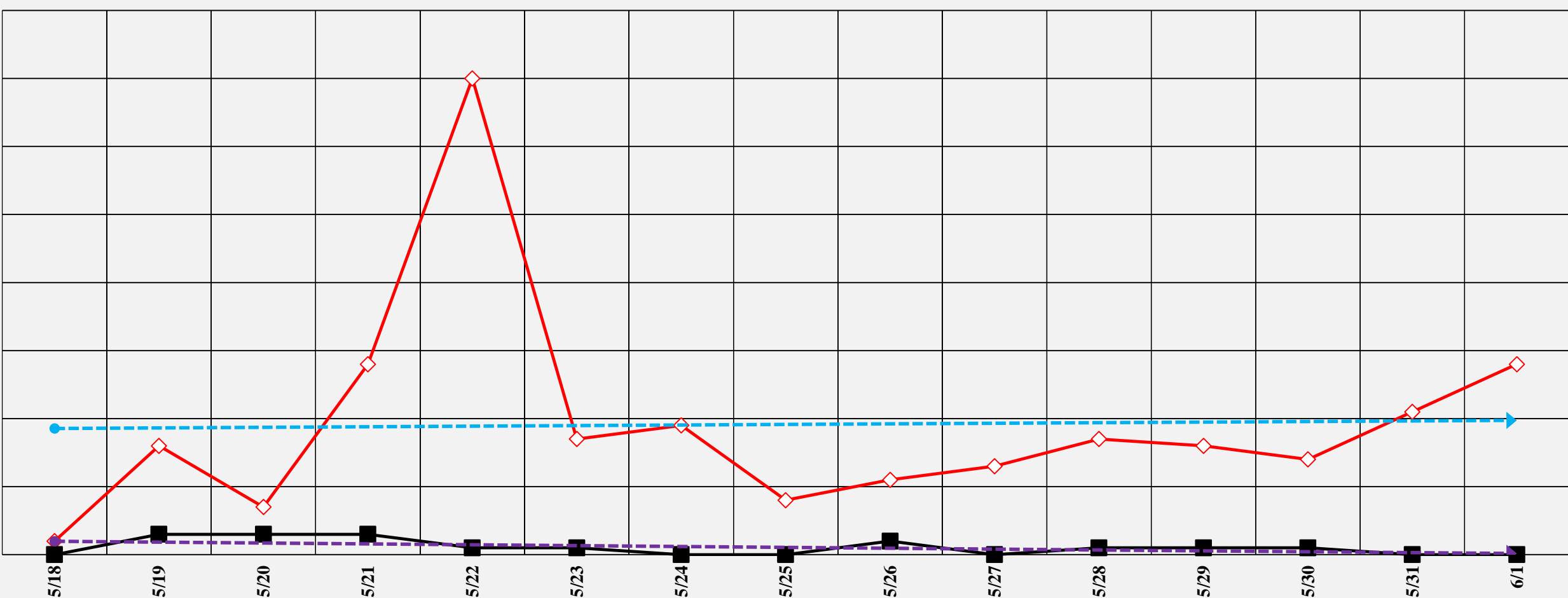
COVID-19 Oklahoma City Metro Counties 14-Day Trends

5/15 through 6/1/2020

Source: Oklahoma State Department of Health

Oklahoma City metro counties include:

- Oklahoma County
- Cleveland County
- Canadian County
- Pottawatomie County



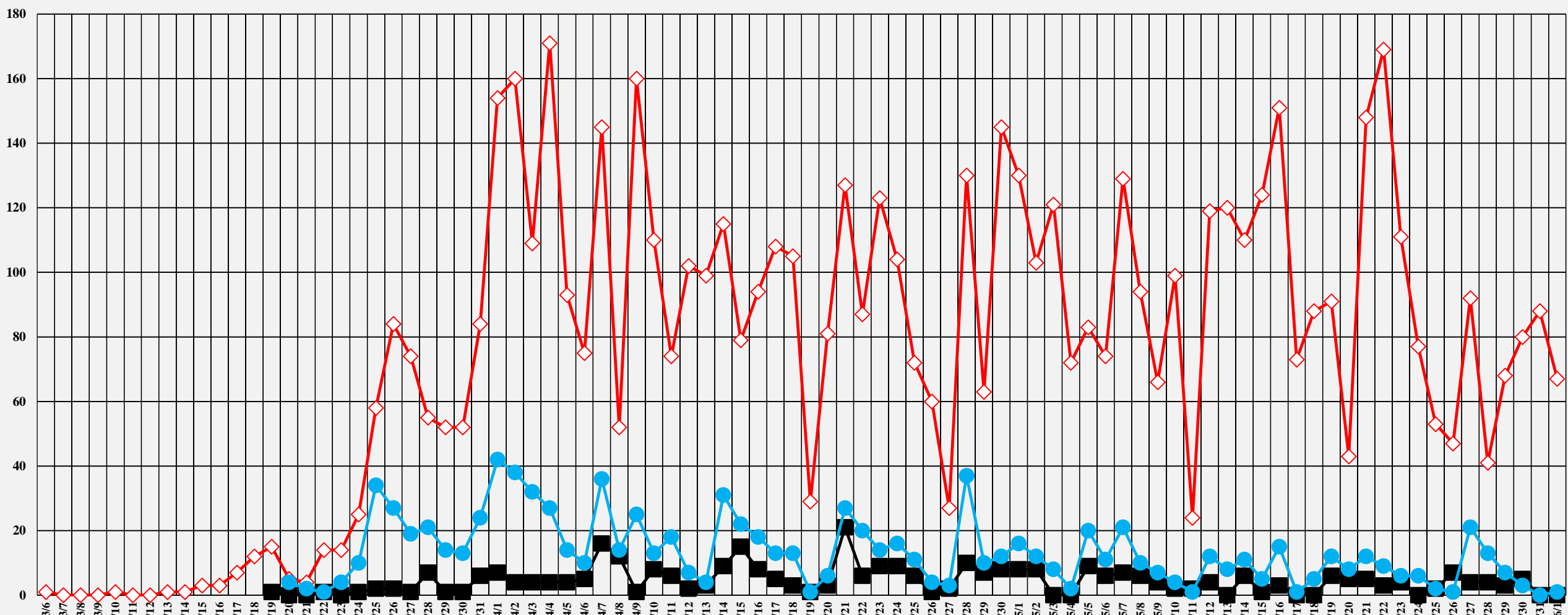
COVID-19 Statewide Cases, Hospitalizations, and Deaths Per Day

3/6 through 6/1/2020

Source: Oklahoma State Department of Health

This chart demonstrates cases, hospitalizations, and deaths reported daily rather than cumulative based on the Oklahoma State Health Department's daily reports.

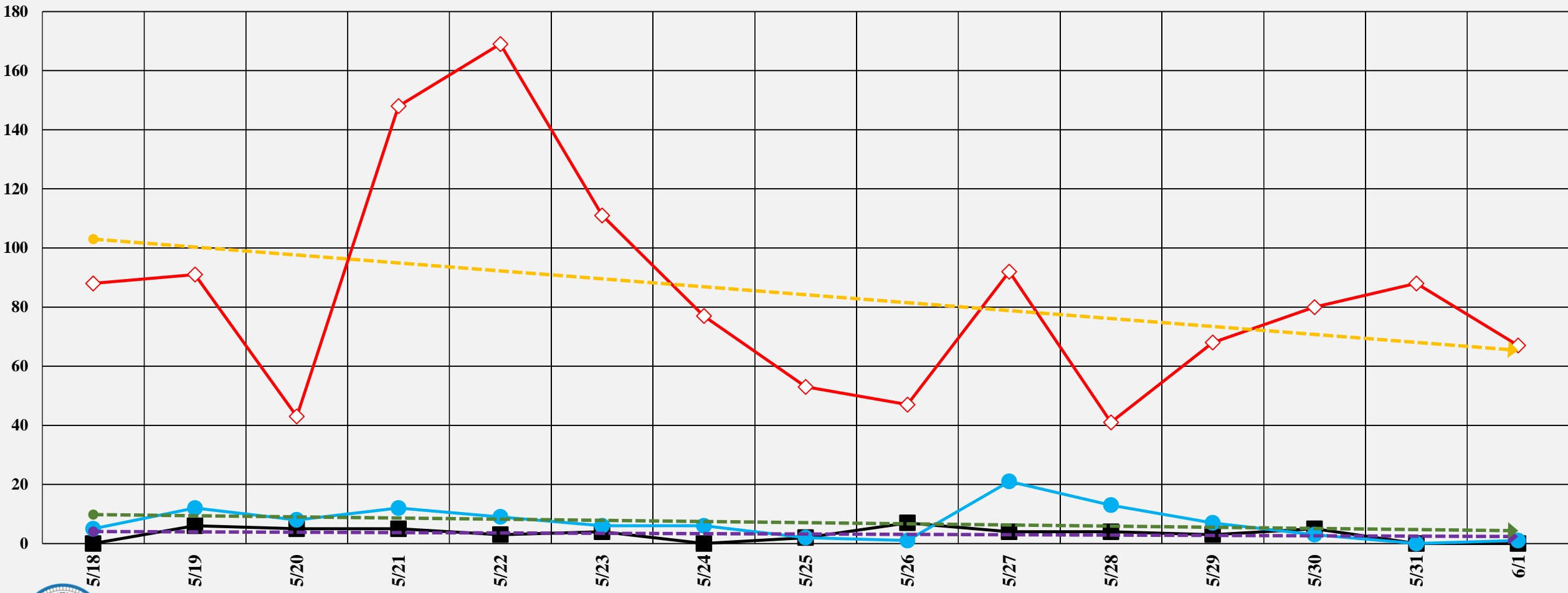
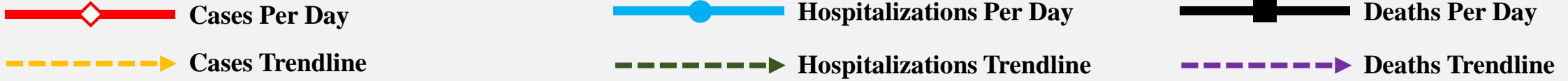
Cases Per Day **Hospitalizations Per Day** **Deaths Per Day**



COVID-19 Statewide Cases, Hospitalizations, and Deaths 14-Day Trends

5/18 through 6/1/2020

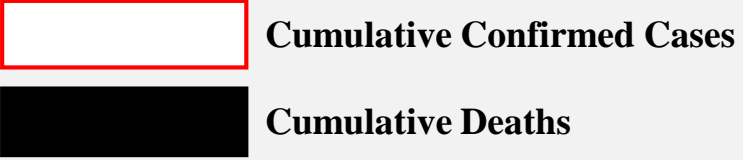
Source: Oklahoma State Department of Health



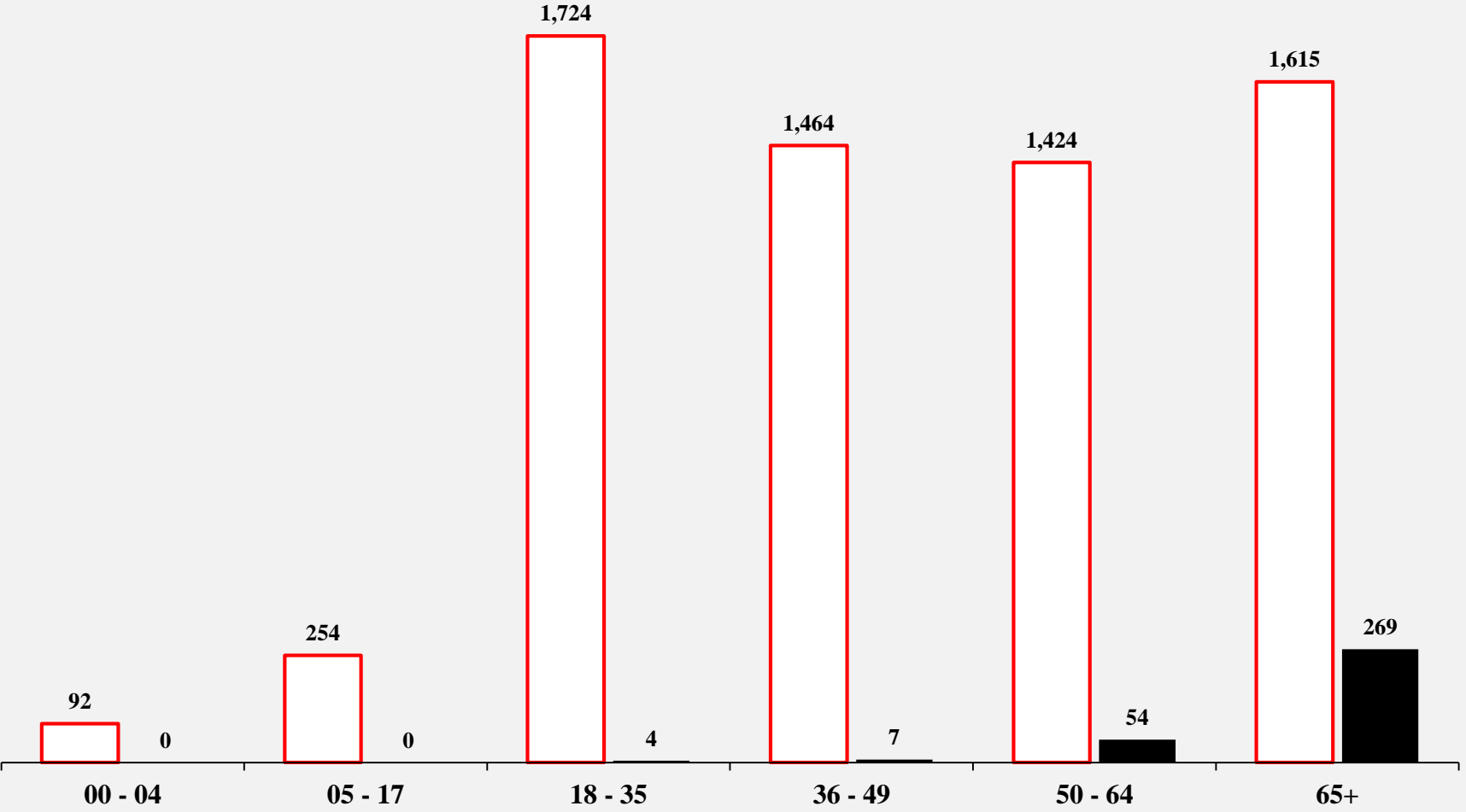
COVID-19 Cases and Deaths by Age Cohort

As of 6/1/2020

Source: Oklahoma State Health Department



Mean Age of Deceased	75.3
Mean Age of Confirmed Cases	48.5
Mean Age of Hospitalized Cases	65.4
Mean Age of Non-Hospitalized Cases	45.6



COVID-19 Cases and Deaths by Race and Ethnicity

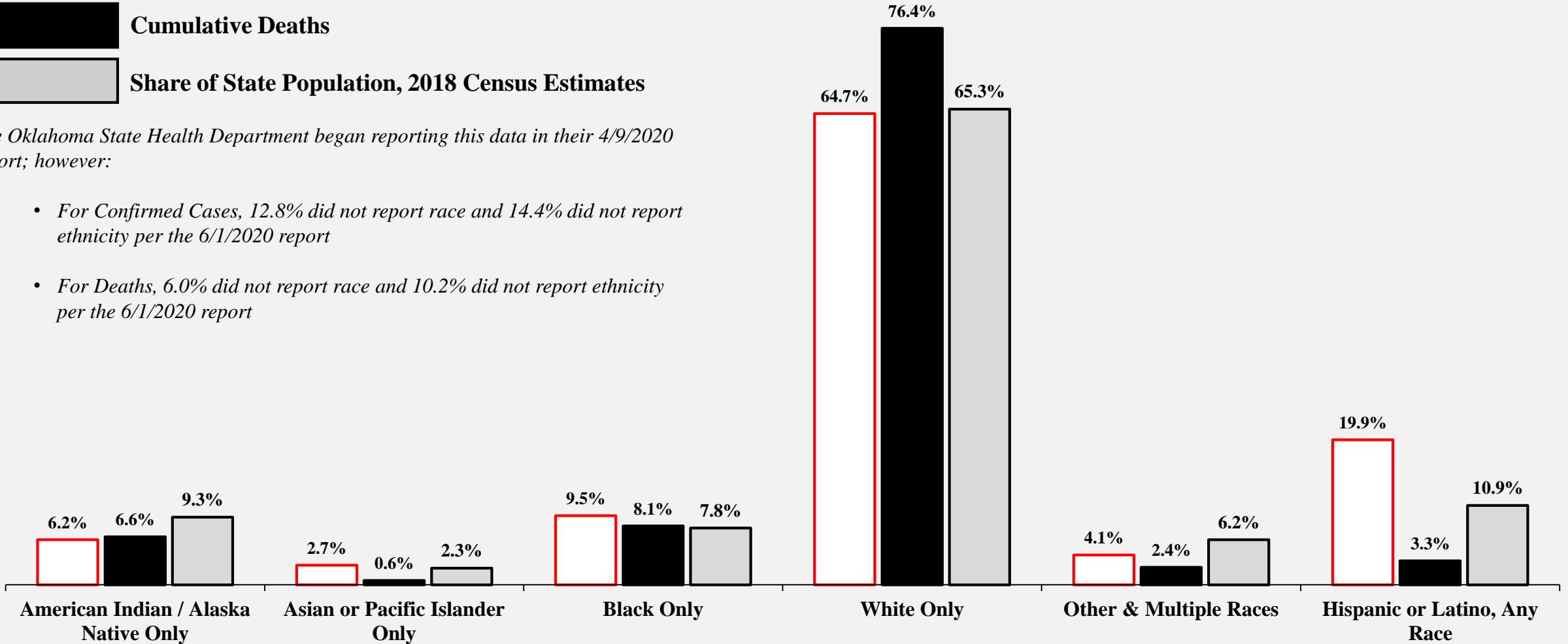
As of 6/1/2020

Source: Oklahoma State Health Department, CDC



The Oklahoma State Health Department began reporting this data in their 4/9/2020 report; however:

- For Confirmed Cases, 12.8% did not report race and 14.4% did not report ethnicity per the 6/1/2020 report
- For Deaths, 6.0% did not report race and 10.2% did not report ethnicity per the 6/1/2020 report



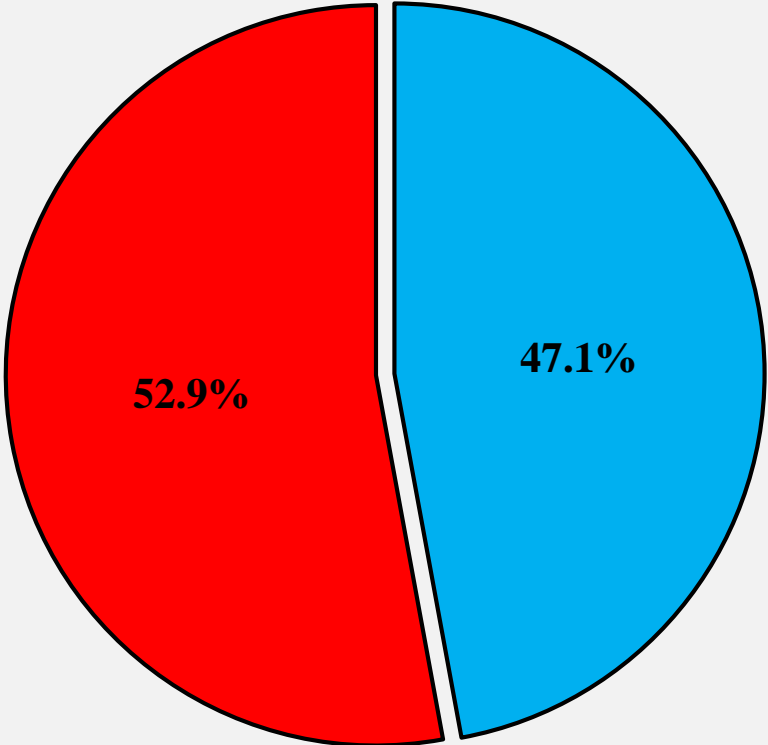
COVID-19 Cases and Deaths by Gender

As of 6/1/2020

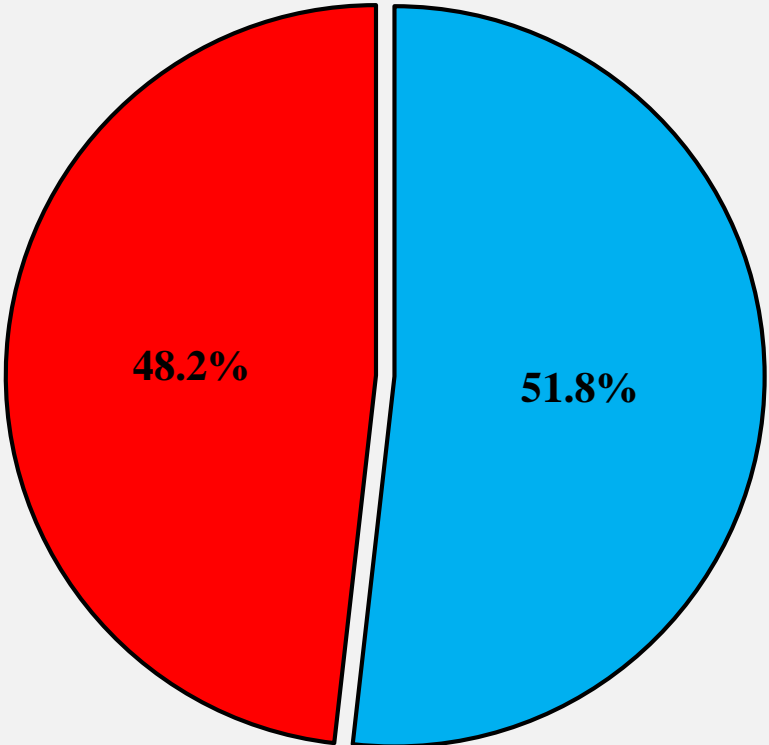
Source: Oklahoma State Health Department



Cumulative Confirmed Cases



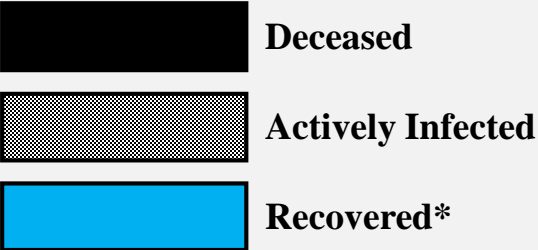
Cumulative Deaths



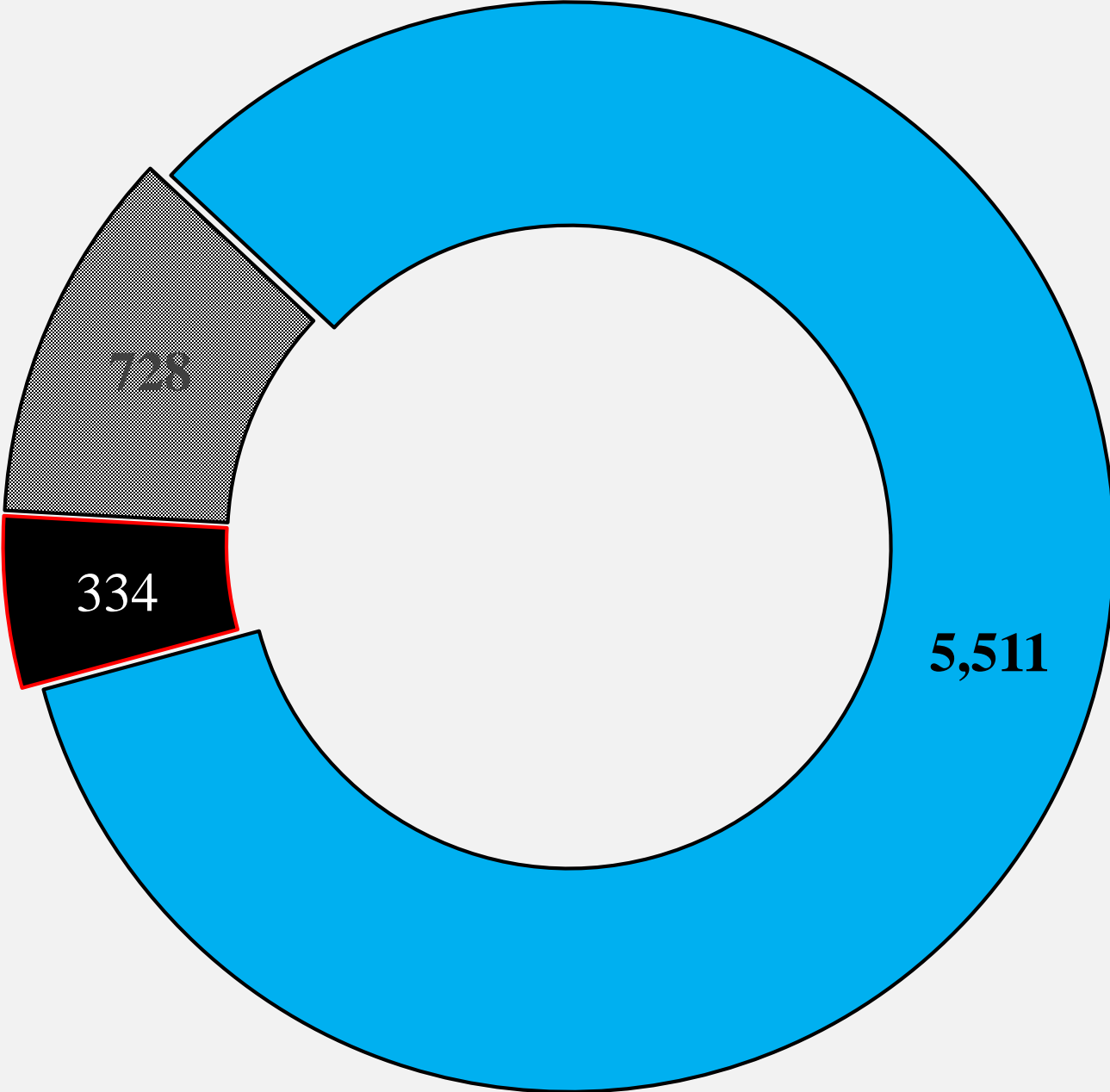
COVID-19 Case Status Statewide

As of 6/1/2020

Source: Oklahoma State Health Department



**Recovered is defined by the Oklahoma State Health Department as not currently hospitalized or deceased after 14 days of onset/report.*



COVID-19 Statewide Test Results

As of 6/1/2020

Source: Oklahoma State Health Department




Positive for COVID-19 (3%)

- 6,573 positive tests



Negative for COVID-19 (97%)

- 186,700 negative tests



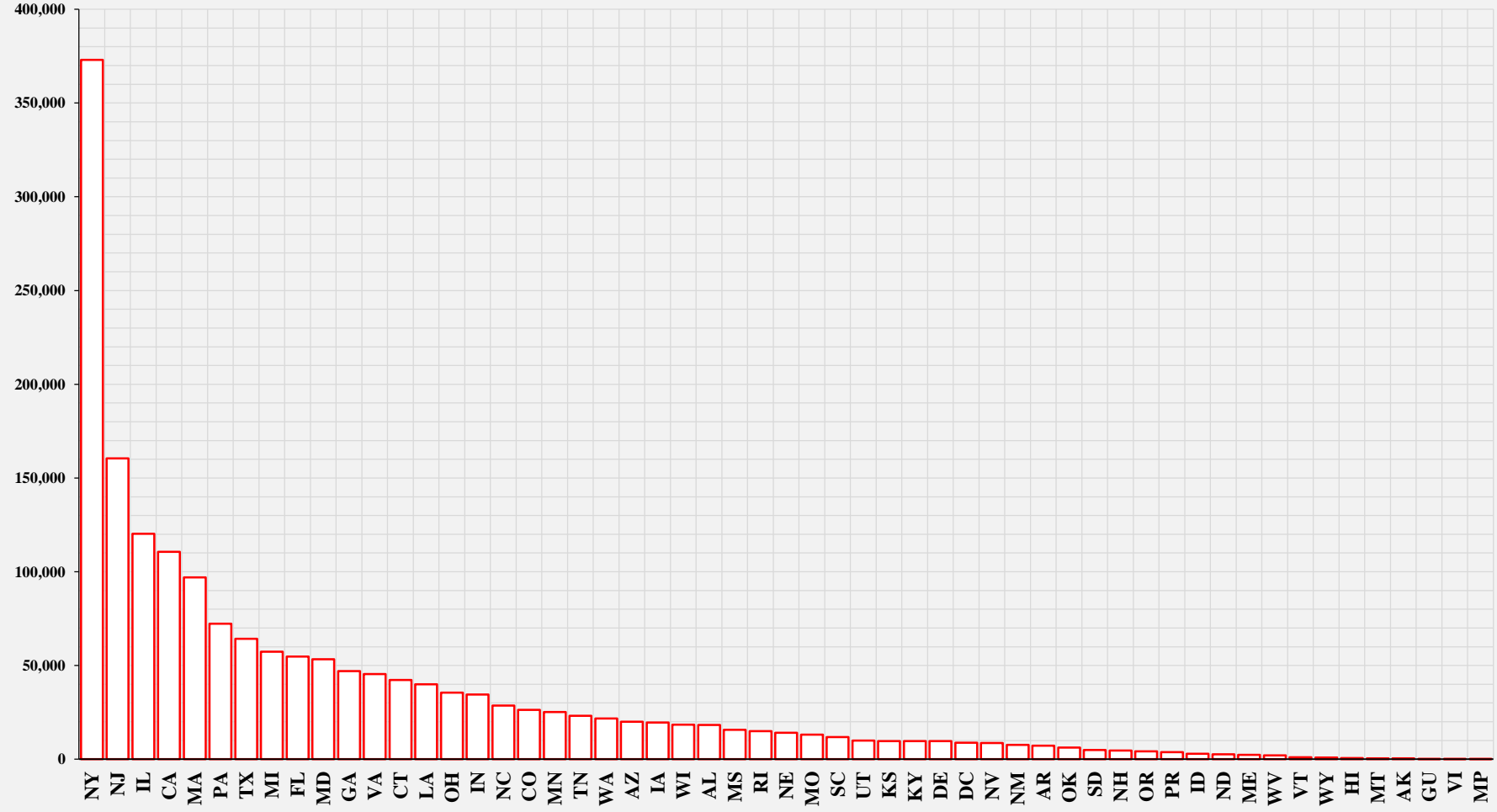
COVID-19 Cumulative Confirmed Cases by U.S. State, Territory

1/22/2020 through 5/31/2020, as of 6/1/2020

Source: CDC



Cumulative Confirmed Cases



State	Cases
NY	373,022
NJ	160,445
IL	120,260
CA	110,583
MA	96,965
PA	72,282
TX	64,287
MI	57,397
FL	54,764
MD	53,327
GA	47,009
VA	45,398
CT	42,201
LA	39,916
OH	35,513
IN	34,574
NC	28,589
CO	26,378
MN	25,208
TN	23,159
WA	21,702
AZ	19,936
IA	19,552
WI	18,403
AL	18,245
MS	15,752
RI	14,928
NE	14,101
MO	13,147
SC	11,861

State	Cases
KS	9,719
KY	9,704
DE	9,606
DC	8,801
NV	8,610
NM	7,689
AR	7,253
OK	6,280
SD	4,993
NH	4,651
OR	4,243
PR	3,776
ID	2,839
ND	2,577
ME	2,349
WV	2,010
VT	981
WY	903
HI	607
MT	515
AK	460
GU	175
VI	69
MP	22
KS	9719



Oklahoma Statewide Unemployment Claims

As of 6/1/2020

Source: U.S. Department of Labor

■ Claims

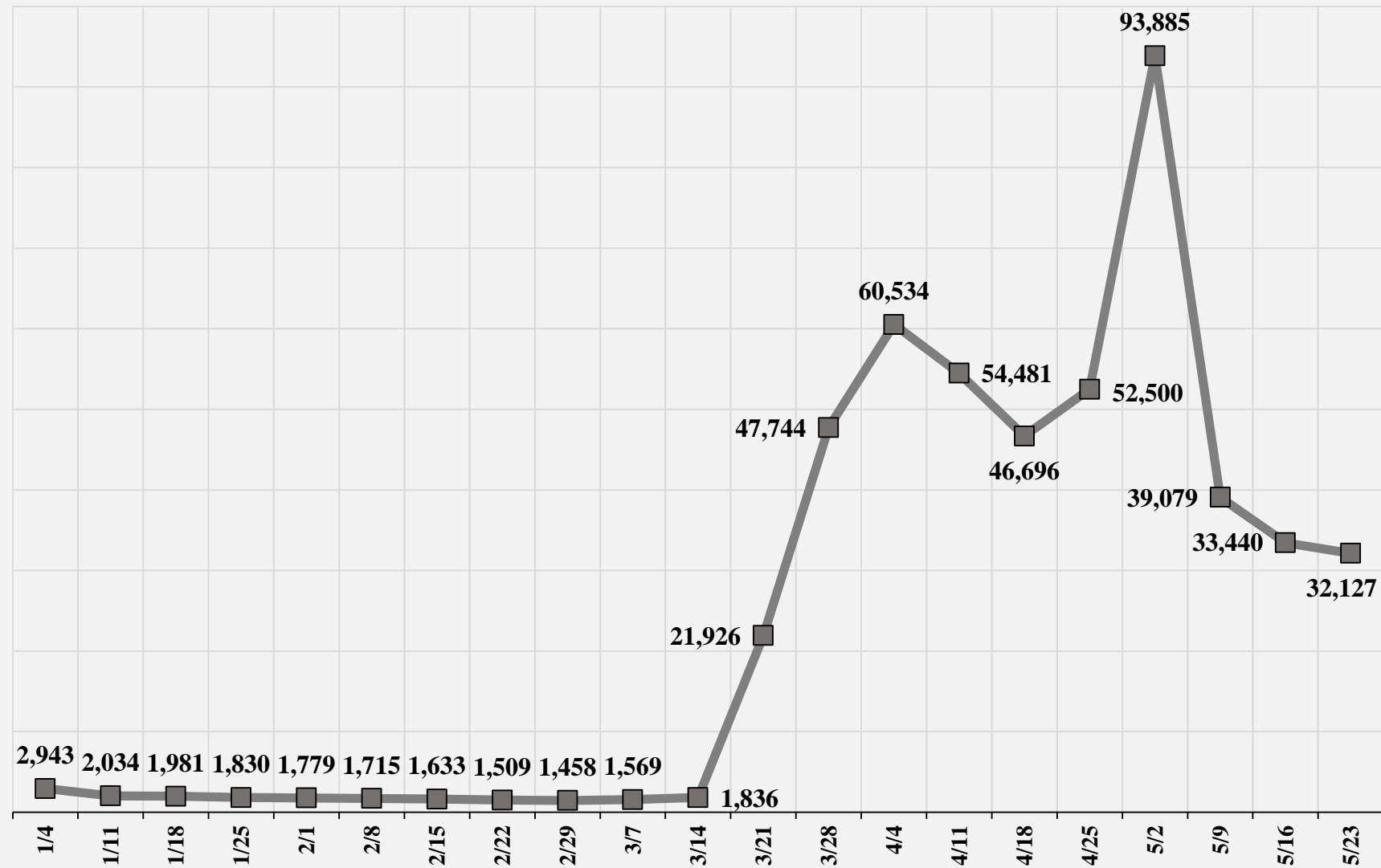
Unemployment claims are reported on a weekly basis every Thursday by the U.S. Department of Labor. New data published 5/28/2020:

- Reported 33,440 initial claims filed in Oklahoma during the week ending 5/23/2020
- Revised upwards by 9,560 claims filed during the week ending 5/16/2020

Each of these numbers represents the number of new unemployment claims filed in Oklahoma each week; they are **not** cumulative.

The weekly data is released, prior week data is subject to revision by the U.S. Department of Labor.

The data used here is not seasonally adjusted.



Oklahoma City Office of Emergency Management

- [Prepare OKC](#)
- [Oklahoma City Accessible Hazard Alert System](#)
 - Oklahoma City is partnering with Deaf Link to provide the Accessible Hazard Alert System (AHAS) which will send accessible alert messages to registered subscribers who are Deaf, Blind, Hard of Hearing, or Deaf/Blind before, during, and after an emergency or disaster in Oklahoma City.
- Social Media
 - [Twitter](#)
 - [Facebook](#)
- Contact
 - (405) – 605 – 8200
 - OKCEM@okc.gov