



COVID-19: Oklahoma City Weekly Data Report

Thursday, June 25, 2020



The City of
OKLAHOMA CITY
Office of Emergency Management

Data and Information Sources

Oklahoma State Department of Health

- Daily Situation Updates
 - [June 19, 2020](#)
 - [June 20, 2020](#)
 - [June 22, 2020](#)
 - [June 23, 2020](#)
 - [June 24, 2020](#)
 - [June 25, 2020](#)
- Executive Order Reports
 - Executive Order COVID-19 Report
 - [June 19, 2020](#)
 - [June 22, 2020](#)
 - [June 23, 2020](#)
 - [June 24, 2020](#)
 - [June 25, 2020](#)
 - [Coronavirus Disease 2019 Status Dashboard](#)

U.S. Centers for Disease Control and Prevention (CDC)

- [States Reporting Cases of COVID-19 to CDC](#)

U.S. Department of Labor

- [Office of Unemployment Insurance Weekly Claims Reports](#)


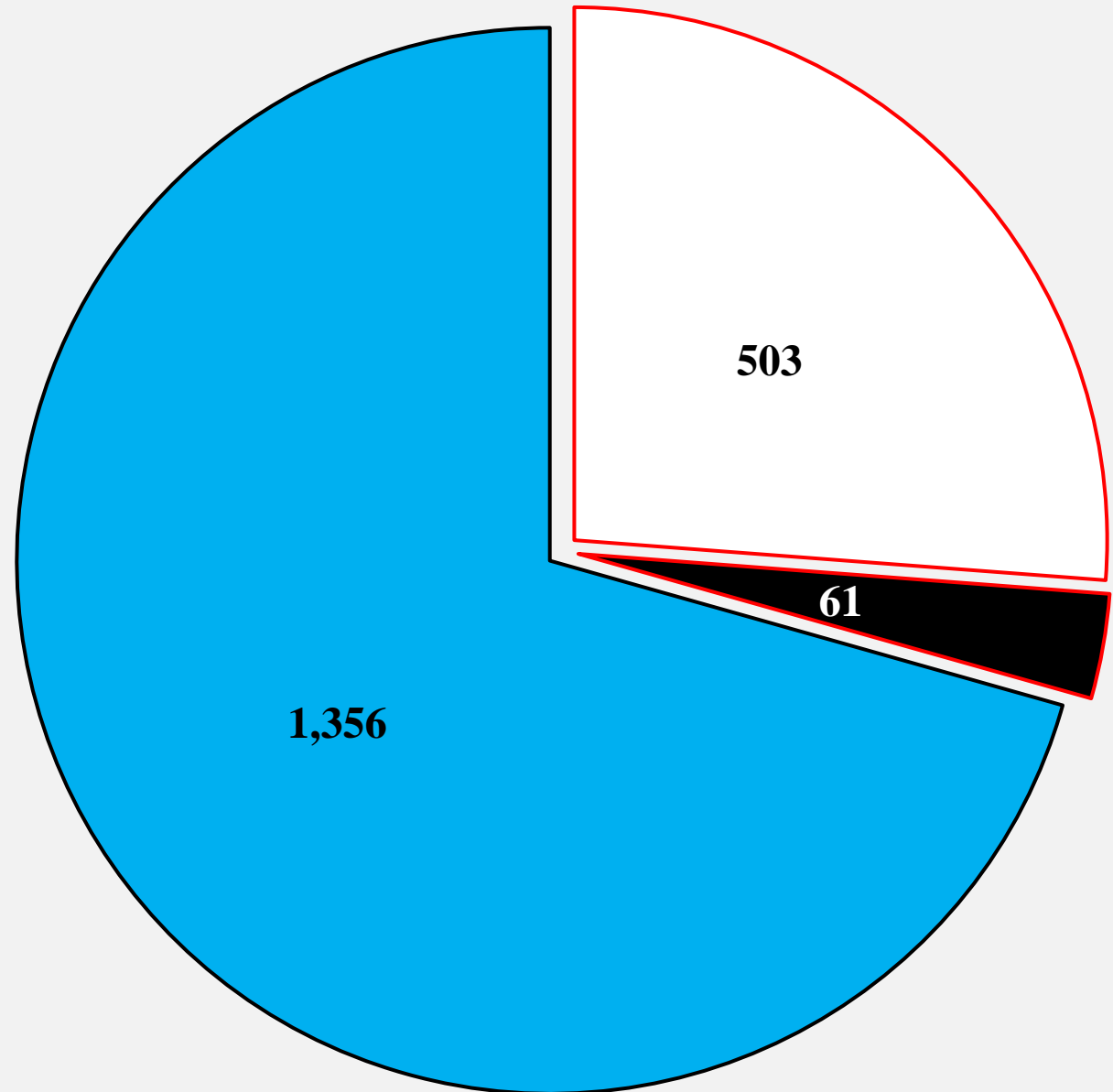


COVID-19 Oklahoma City Case Status

As of 6/25/2020

Source: Oklahoma State Health Department

Oklahoma City	
New Cases Today	64
New Deaths Today	2
New Recoveries Today	52
Total Cumulative Cases	1,920
Total Cumulative Deaths	61
Total Cumulative Recoveries	1,356
Citywide Case Fatality Rate (CFR)	3.17%
Citywide Recovery Rate	70.62%
Oklahoma City Share of Statewide Cases	16.06%



COVID-19 Oklahoma City Cases and Deaths Per Day

4/18 through 6/25/2020

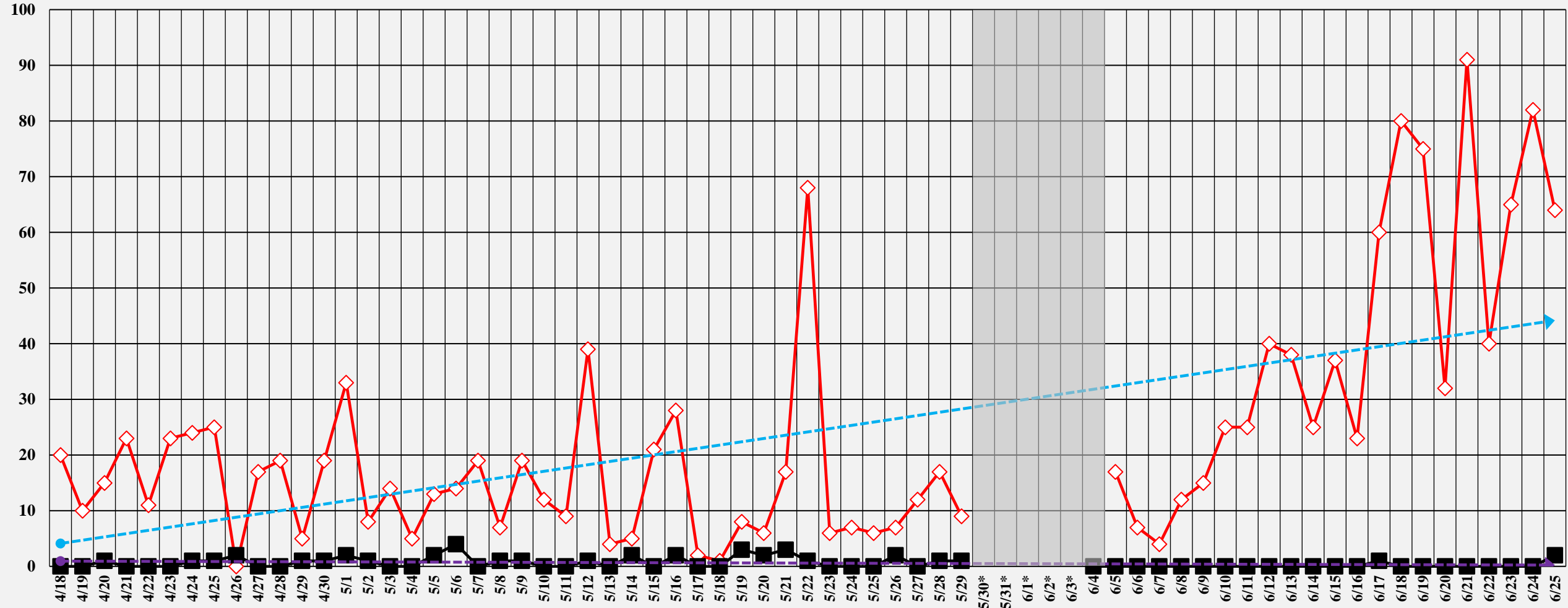
Source: Oklahoma State Department of Health

Confirmed Cases Per Day

Deaths Per Day

Cases Trendline

Deaths Trendline

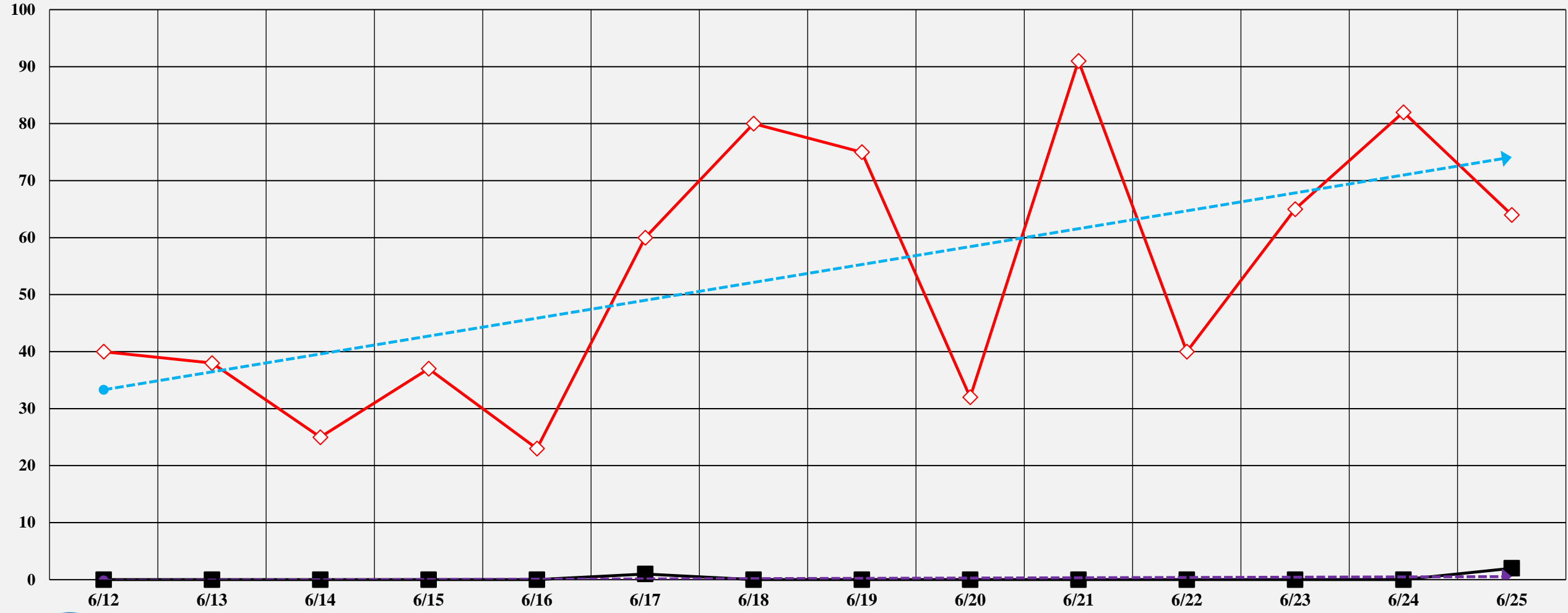


*No local data published 5/30 through 6/3

COVID-19 Oklahoma City Cases and Deaths 14-Day Trends

6/12 through 6/25/2020

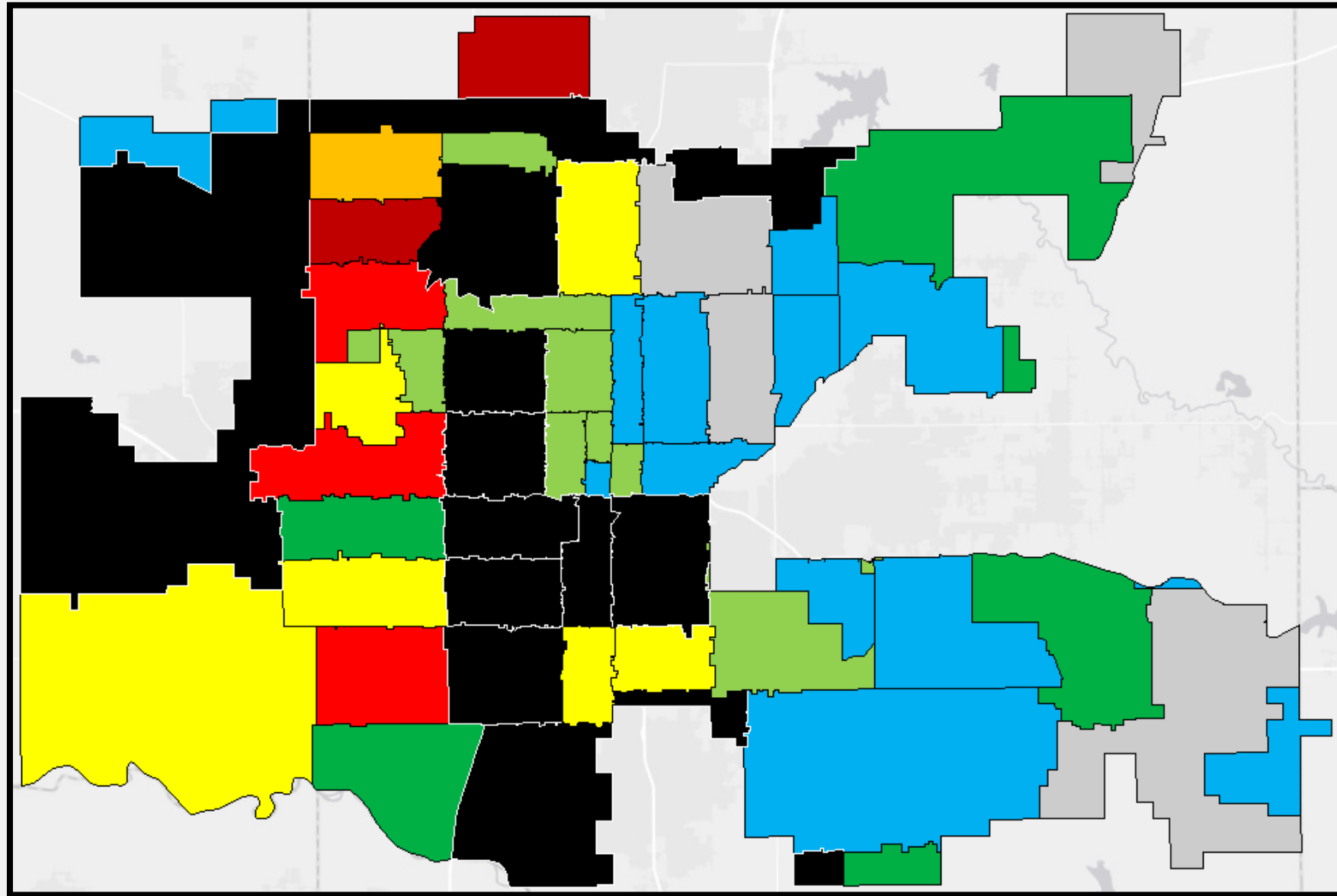
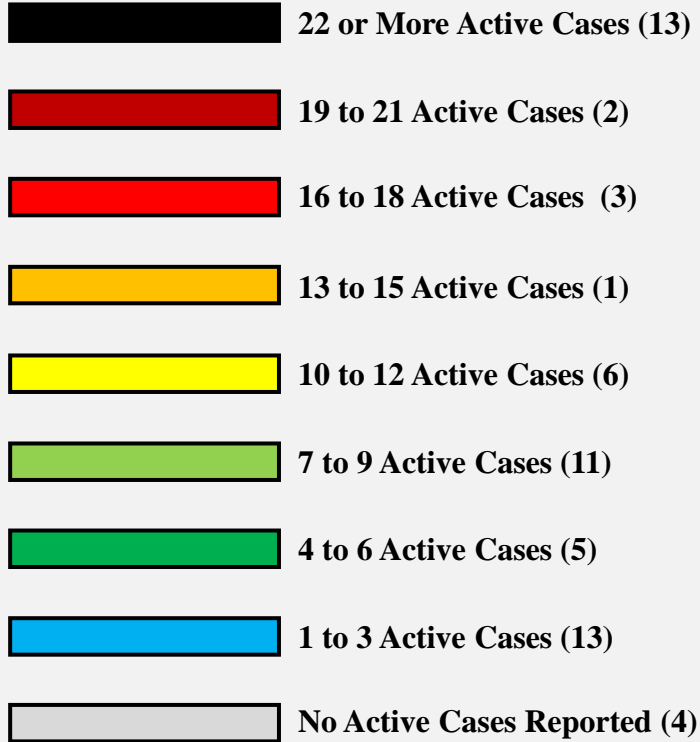
Source: Oklahoma State Department of Health



COVID-19 Active Cases by Oklahoma City ZIP

As of 6/25/2020

Source: Oklahoma State Health Department



Confirmed case totals represent those within the whole of the ZIP code. Because several ZIP codes are only partially within Oklahoma City's corporate limits, outlying ZIP codes may not reflect cases within Oklahoma City.



COVID-19 Cumulative Cases and New Cases by Oklahoma City ZIP

As of 6/25/2020

Source: Oklahoma State Health Department


 Cumulative Cases Reported

 Cases Added 6/25/2020

The following Oklahoma City ZIP codes were reported to have additional new cases today, June 25, 2020:

- 73008 (1)
- 73012 (7)
- 73013 (10)
- 73026 (1)
- 73049 (1)
- 73064 (1)
- 73071 (7)
- 73078 (2)
- 73084 (1)
- 73099 (5)
- 73103 (1)
- 73104 (1)
- 73106 (1)
- 73107 (7)
- 73108 (2)
- 73109 (3)
- 73111 (1)
- 73112 (8)
- 73114 (1)
- 73116 (1)
- 73117 (1)
- 73118 (1)
- 73120 (6)
- 73122 (1)
- 73127 (2)
- 73129 (4)
- 73130 (1)
- 73132 (1)
- 73134 (1)
- 73139 (1)
- 73142 (2)
- 73149 (1)
- 73159 (5)
- 73160 (8)
- 73162 (4)
- 73165 (1)
- 73169 (1)
- 73170 (4)
- 73173 (1)
- 73179 (1)
- 74851 (1)

Because several ZIP codes are only partially within Oklahoma City's corporate limits, ZIP codes may reflect cases not within Oklahoma City.



COVID-19 Oklahoma City Metro Counties Cases and Deaths Per Day

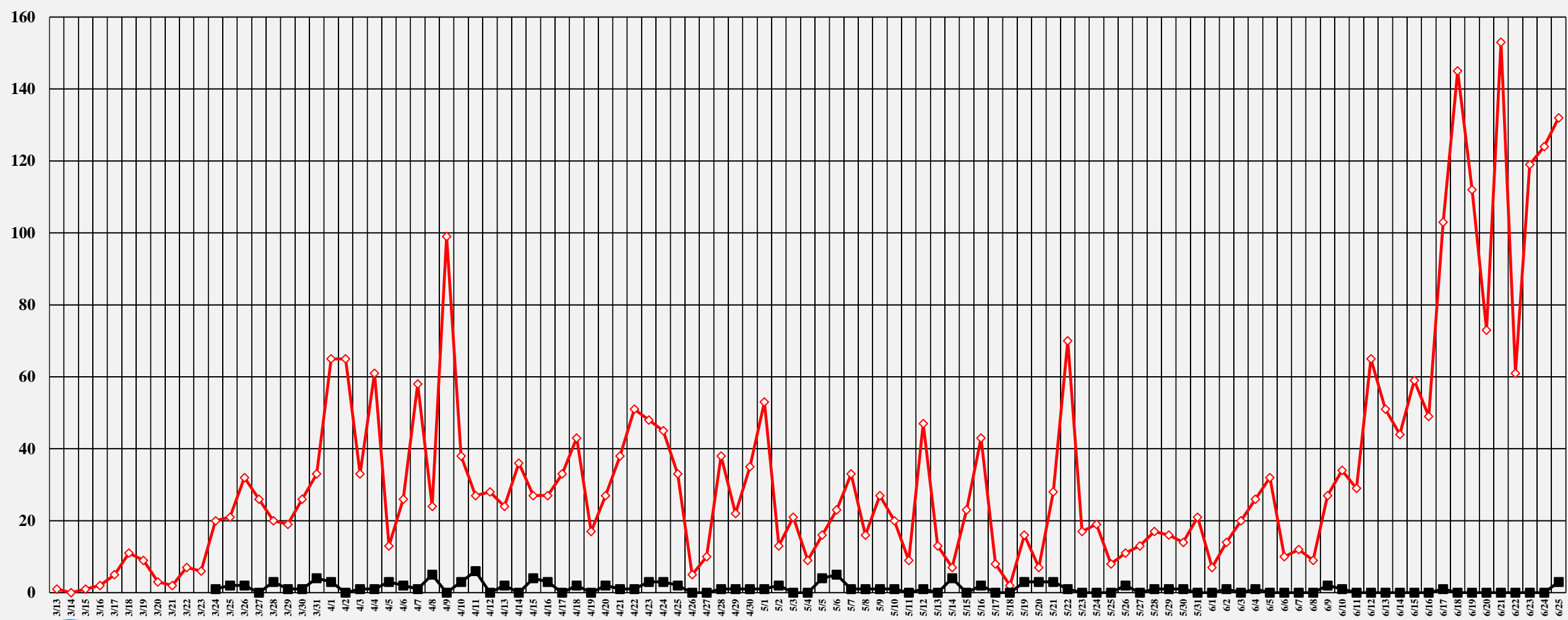
3/13 through 6/25/2020

Source: Oklahoma State Department of Health

Oklahoma City metro counties include:

- Oklahoma County
- Cleveland County
- Canadian County
- Pottawatomie County

 **Confirmed Cases Per Day**  **Deaths Per Day**



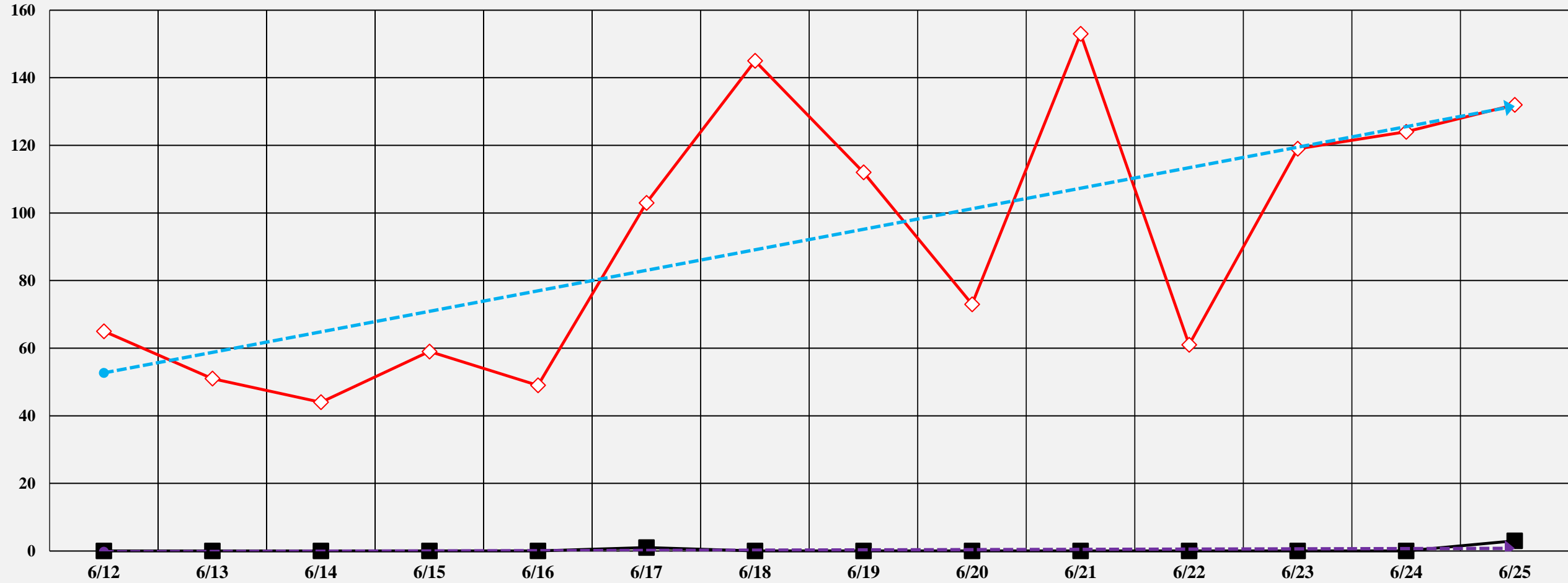
COVID-19 Oklahoma City Metro Counties 14-Day Trends

6/12 through 6/25/2020

Source: Oklahoma State Department of Health

Oklahoma City metro counties include:

- Oklahoma County
- Cleveland County
- Canadian County
- Pottawatomie County




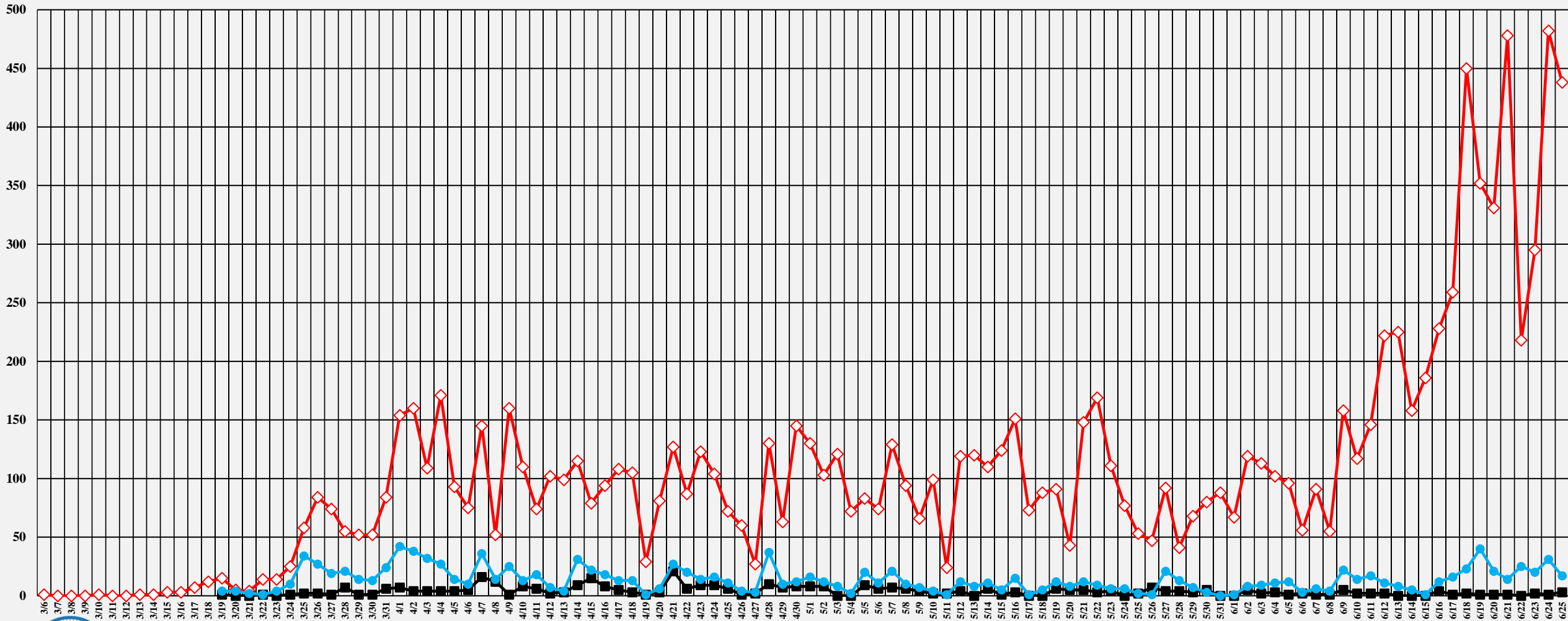
COVID-19 Statewide Cases, Hospitalizations, and Deaths Per Day

3/6 through 6/25/2020

Source: Oklahoma State Department of Health

This chart demonstrates cases, hospitalizations, and deaths reported daily rather than cumulative based on the Oklahoma State Health Department's daily reports.

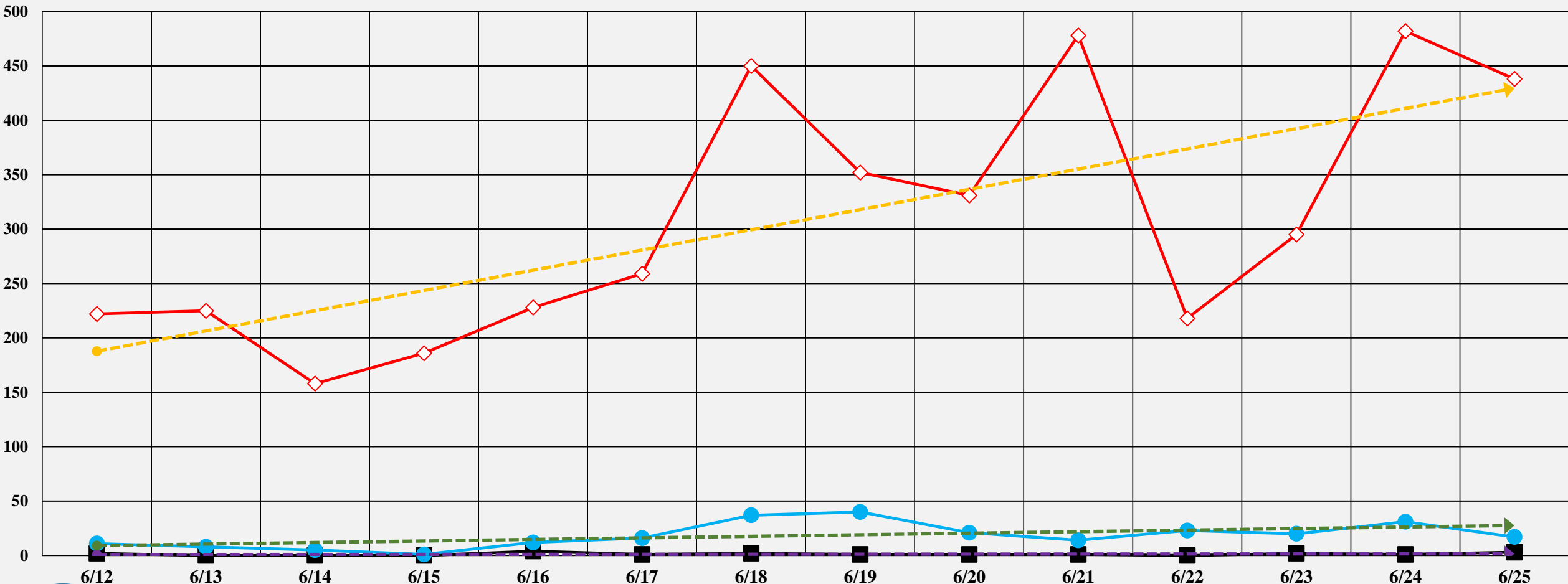
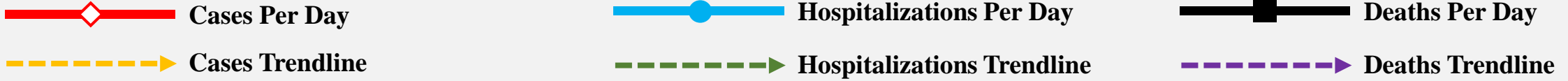
Cases Per Day **Hospitalizations Per Day** **Deaths Per Day**



COVID-19 Statewide Cases, Hospitalizations, and Deaths 14-Day Trends

6/12 through 6/25/2020

Source: Oklahoma State Department of Health



COVID-19 Cases and Deaths by Age Cohort

As of 6/25/2020

Source: Oklahoma State Health Department

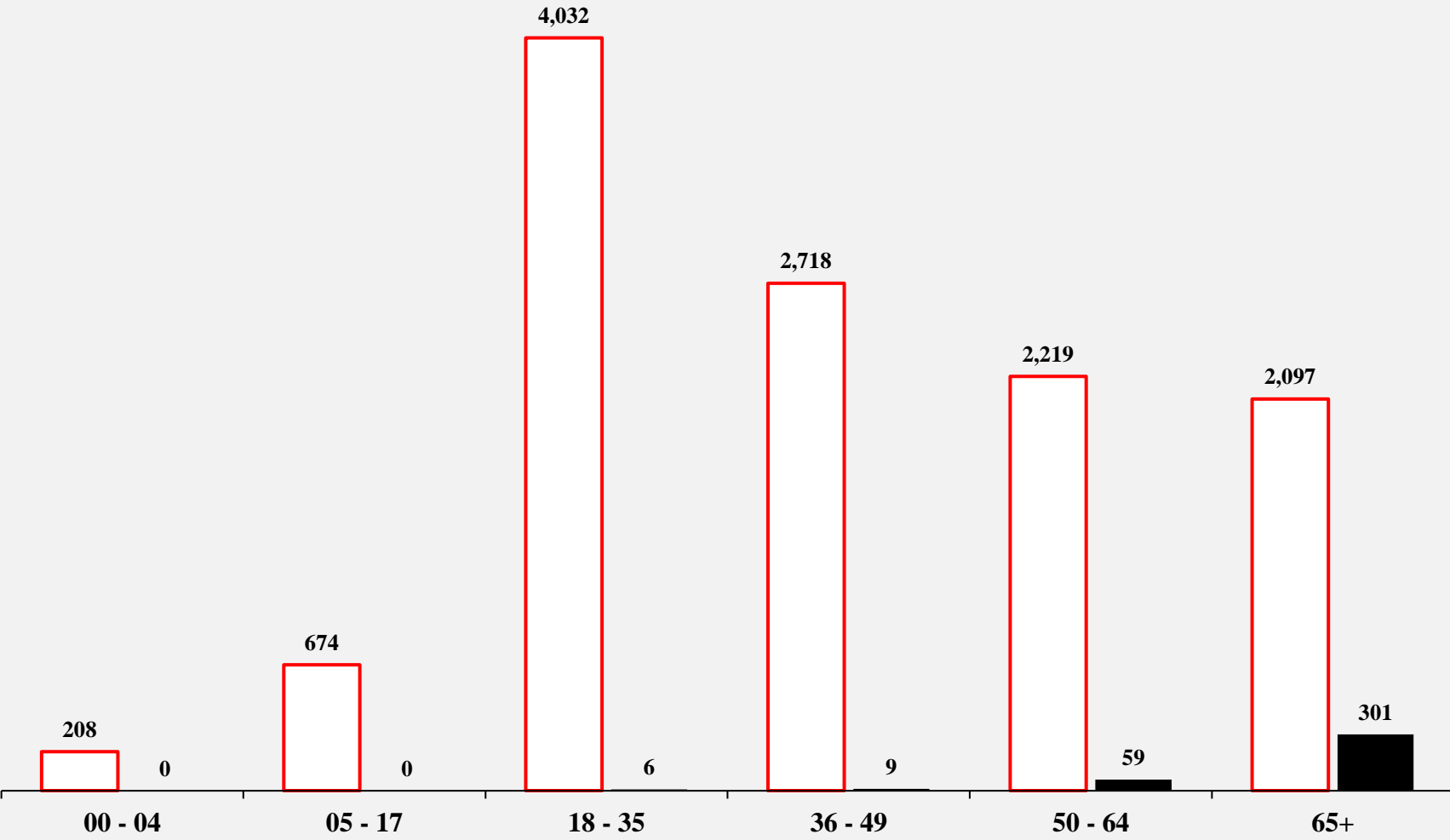


Cumulative Confirmed Cases



Cumulative Deaths

Mean Age of Deceased	75.1
Mean Age of Confirmed Cases	43.3
Mean Age of Hospitalized Cases	63.2
Mean Age of Non-Hospitalized Cases	40.9



COVID-19 Cases and Deaths by Race and Ethnicity

As of 6/25/2020

Source: Oklahoma State Health Department, CDC



Cumulative Confirmed Cases



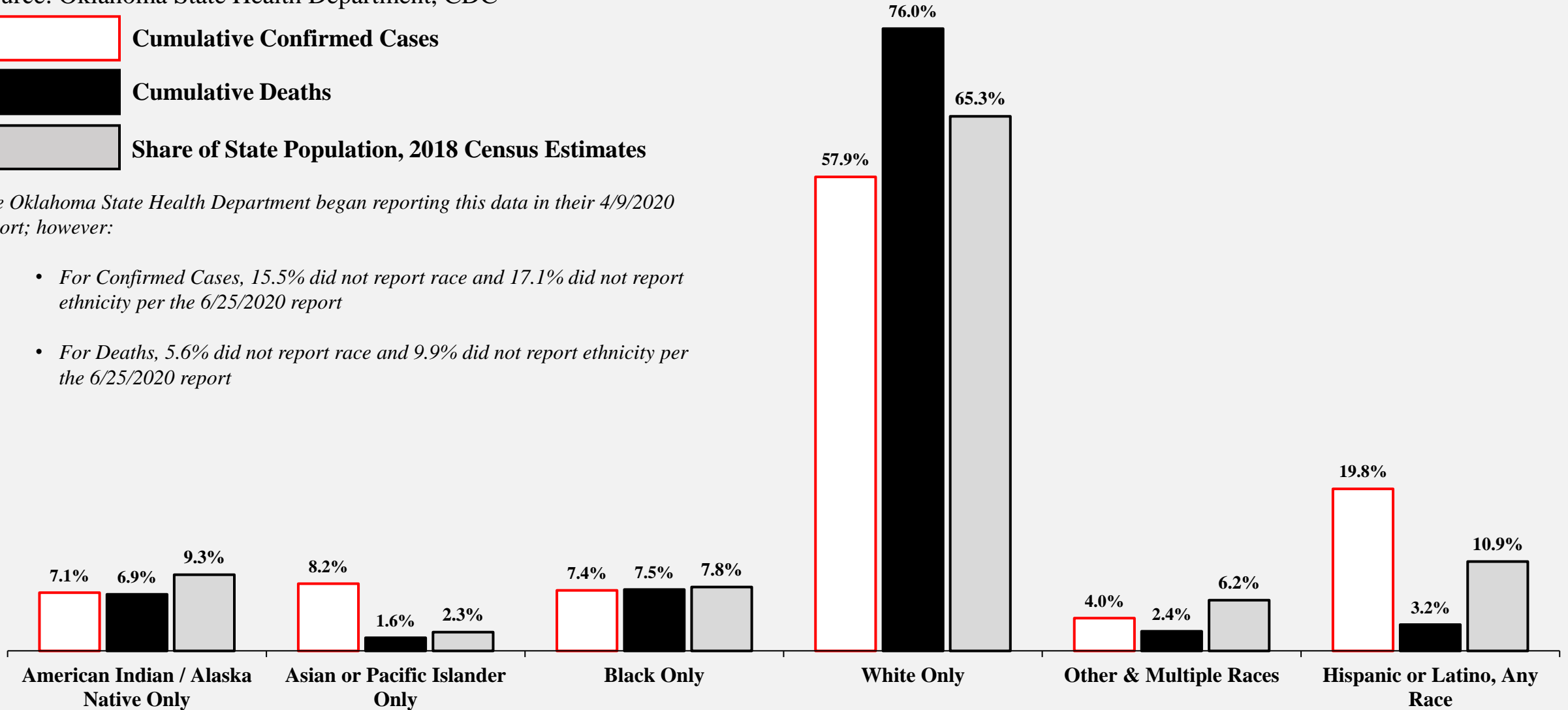
Cumulative Deaths



Share of State Population, 2018 Census Estimates

The Oklahoma State Health Department began reporting this data in their 4/9/2020 report; however:

- For Confirmed Cases, 15.5% did not report race and 17.1% did not report ethnicity per the 6/25/2020 report
- For Deaths, 5.6% did not report race and 9.9% did not report ethnicity per the 6/25/2020 report



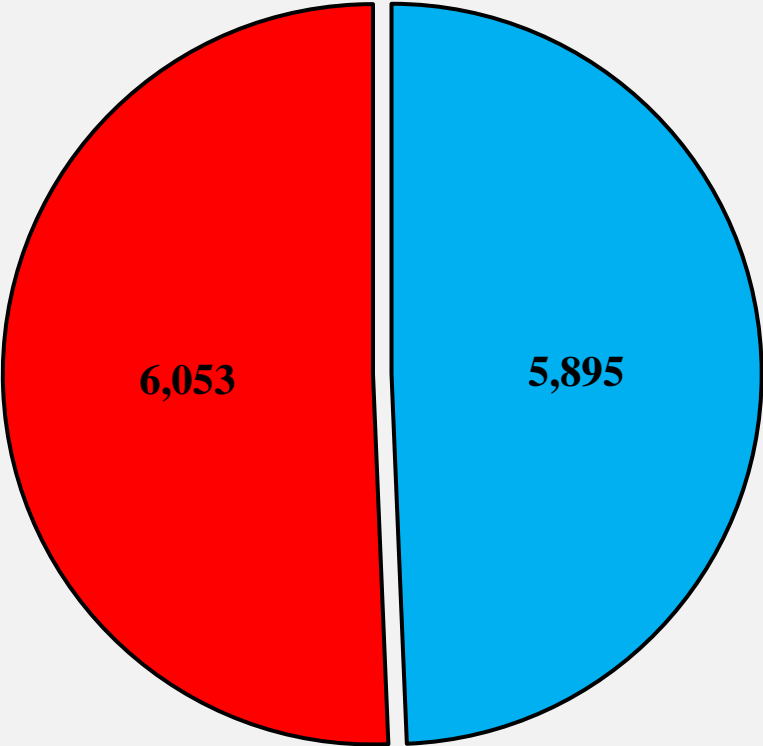
COVID-19 Cases and Deaths by Gender

As of 6/25/2020

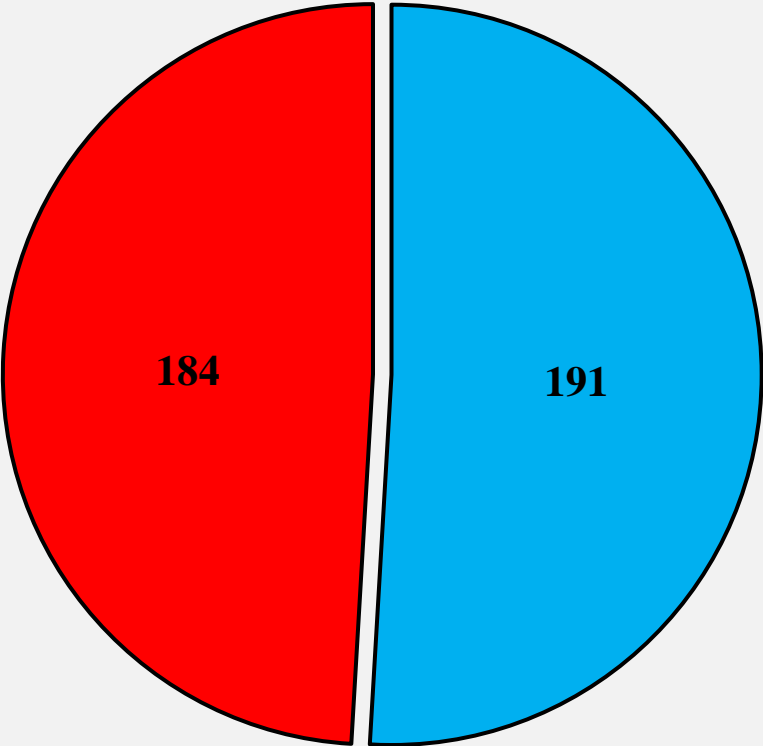
Source: Oklahoma State Health Department



Cumulative Confirmed Cases



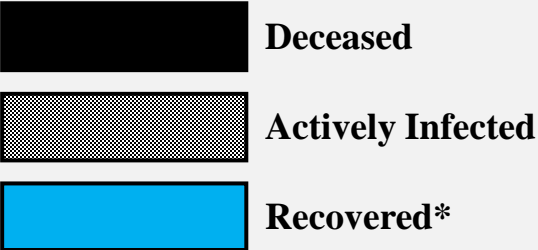
Cumulative Deaths



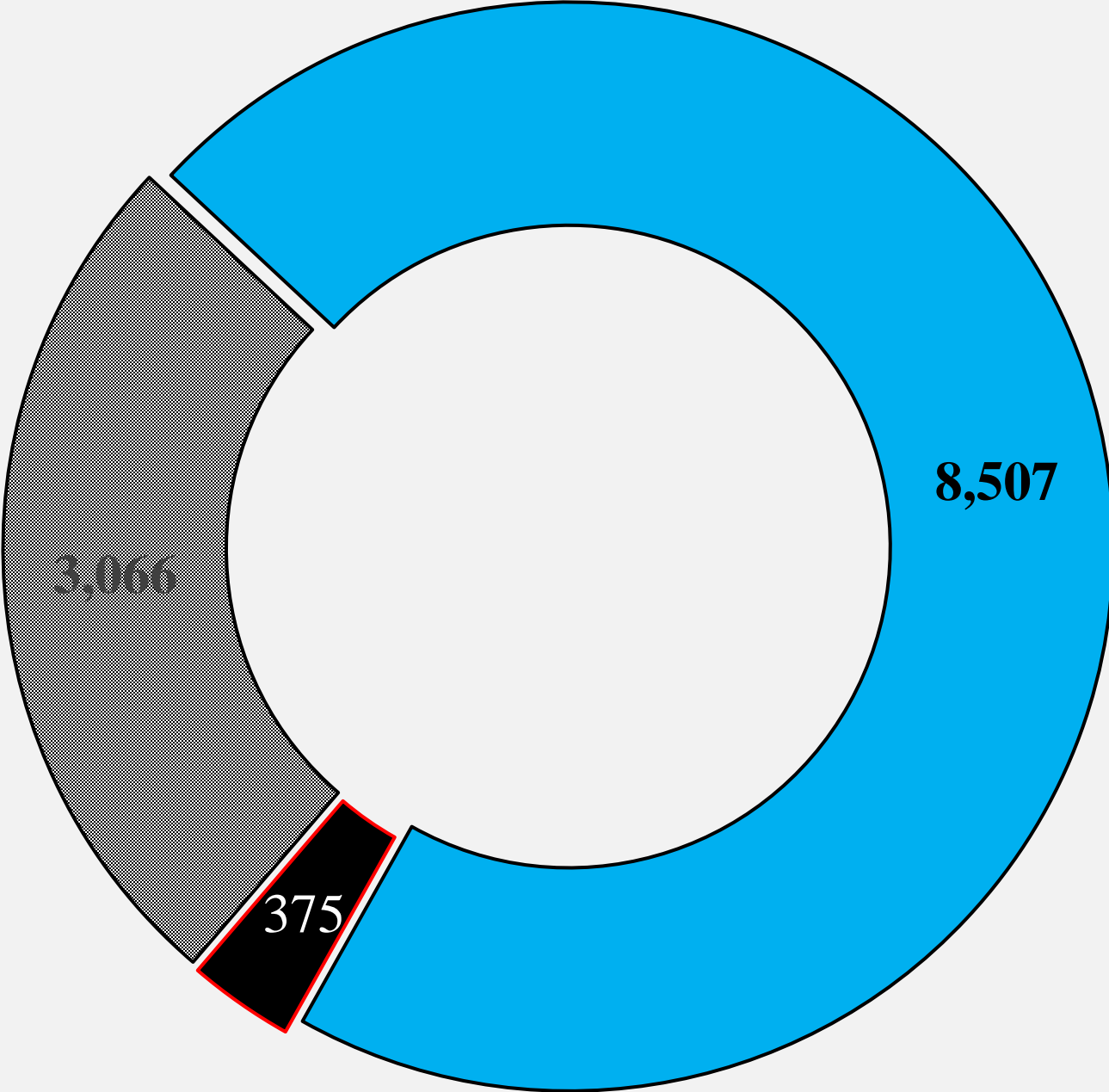
COVID-19 Case Status Statewide

As of 6/25/2020

Source: Oklahoma State Health Department



**Recovered is defined by the Oklahoma State Health Department as not currently hospitalized or deceased after 14 days of onset/report.*



COVID-19 Statewide Test Results

As of 6/25/2020

Source: Oklahoma State Health Department



Positive for COVID-19 (4%)


- 13,338 positive tests*



Negative for COVID-19 (96%)

- 299,116 negative tests*

**The Oklahoma State Health Department notes total test specimen counts may not reflect unique individuals.*



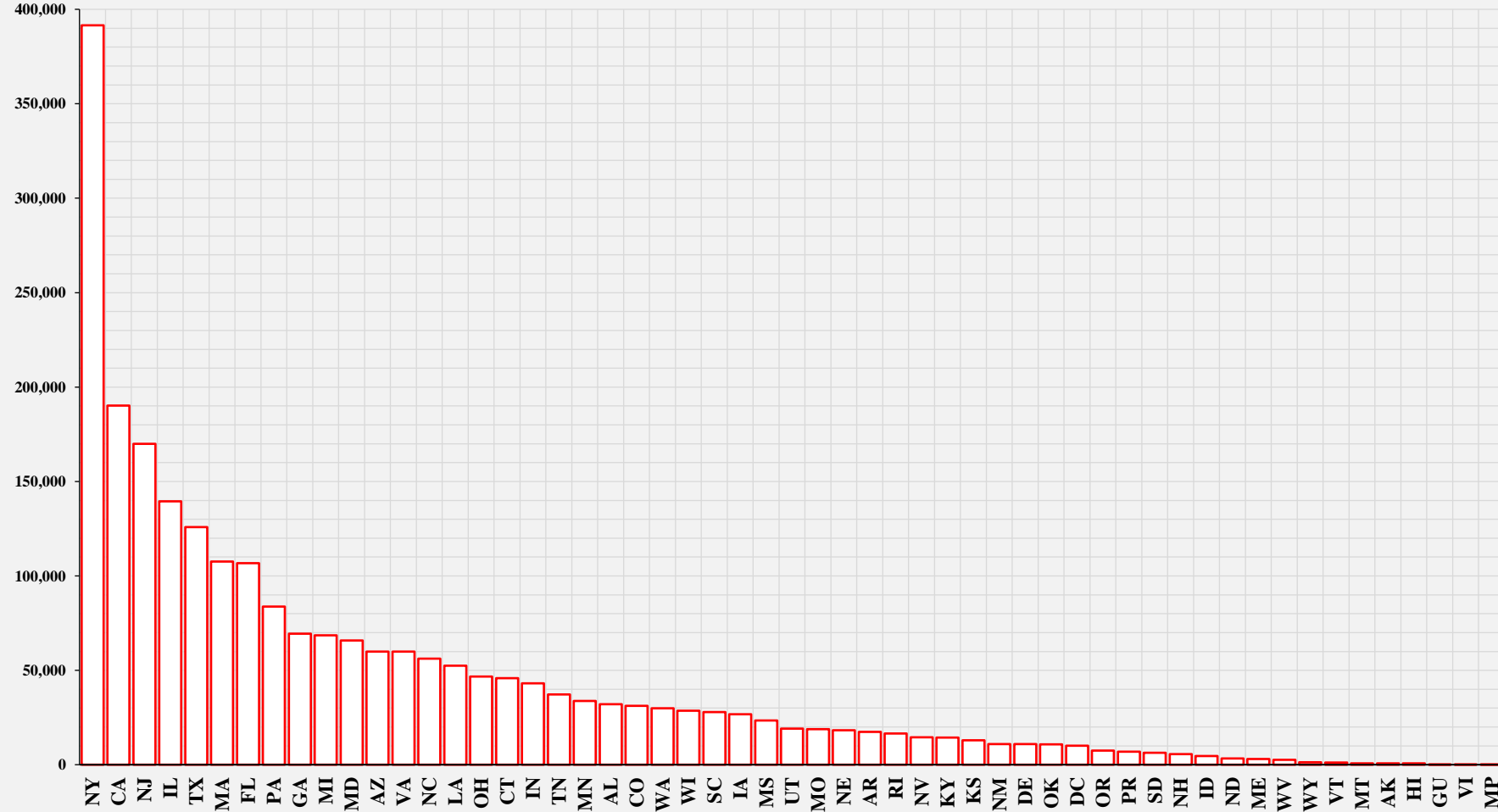
COVID-19 Cumulative Confirmed Cases by U.S. State, Territory

1/22/2020 through 6/24/2020, as of 6/25/2020

Source: CDC



Cumulative Confirmed Cases



State	Cases
NY	391,510
CA	190,222
NJ	169,892
IL	139,540
TX	125,921
MA	107,611
FL	106,743
PA	83,770
GA	69,381
MI	68,555
MD	65,777
AZ	59,974
VA	59,946
NC	56,174
LA	52,477
OH	46,759
CT	45,913
IN	43,140
TN	37,235
MN	33,763
AL	32,086
CO	31,155
WA	29,869
WI	28,593
SC	27,897
IA	26,705
MS	23,424
UT	19,185
MO	18,868
NE	18,221

State	Cases
AR	17,375
RI	16,606
NV	14,592
KY	14,363
KS	12,970
NM	10,990
DE	10,980
OK	10,759
DC	10,128
OR	7,444
PR	6,877
SD	6,419
NH	5,598
ID	4,645
ND	3,362
ME	3,071
WV	2,629
WY	1,282
VT	1,184
MT	803
AK	792
HI	766
GU	231
VI	80
MP	30



Oklahoma Statewide Unemployment Initial Claims

As of 6/25/2020

Source: U.S. Department of Labor

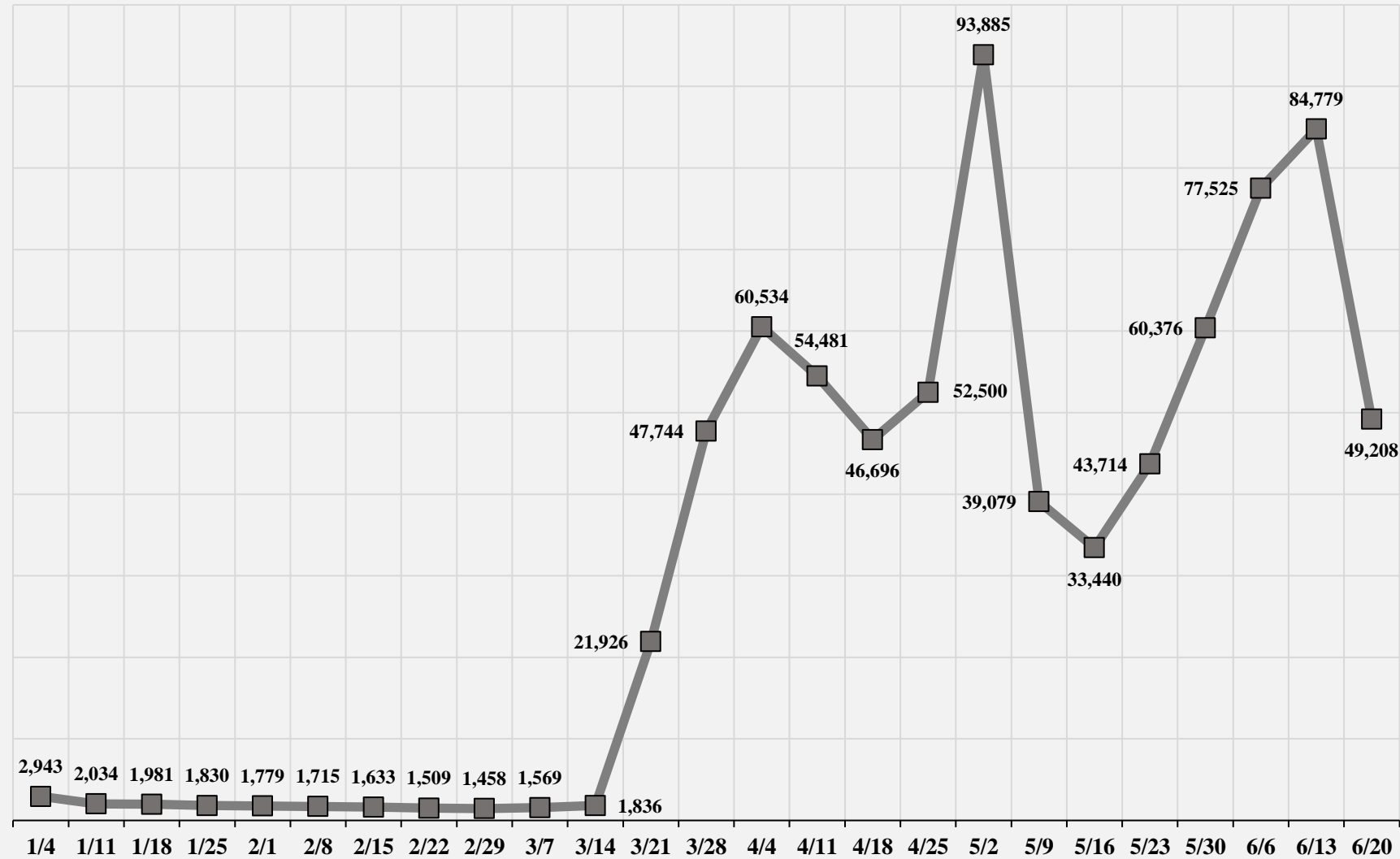
■ Initial Claims

Unemployment claims are reported on a weekly basis every Thursday by the U.S. Department of Labor. New data published 6/25/2020:

- Reported 49,208 initial claims filed in Oklahoma during the week ending 6/20/2020
- Revised upwards by 28,042 claims filed during the week ending 6/13/2020

Each of these numbers represents the number of new unemployment claims filed in Oklahoma each week; they are **not** cumulative. When weekly data is released, prior week data is subject to revision by the U.S. Department of Labor.

The data used here is not seasonally adjusted.



Note: Oklahoma's unemployment system has seen a large but still unclear quantity of fraudulent claims. On Monday, June 22nd, the Oklahoma Employment Security Commission interim director stated since March 1st, "[about 64,000 claims](#)," or about 10% of all claims statewide, were identified as potential fraud and stopped; prior stories reported "[100,000 have been viewed as fraudulent](#)" with "[nearly 15,000 fictitious claims](#)" linked to "[a well-organized Nigerian fraud ring](#)." The Oklahoma Employment Security Commission [has set-up a website](#) solely for the purpose of intaking reports of unemployment fraud.

Oklahoma City Office of Emergency Management

- [Prepare OKC](#)
- [Oklahoma City Accessible Hazard Alert System](#)
 - Oklahoma City is partnering with Deaf Link to provide the Accessible Hazard Alert System (AHAS) which will send accessible alert messages to registered subscribers who are Deaf, Blind, Hard of Hearing, or Deaf/Blind before, during, and after an emergency or disaster in Oklahoma City.
- Social Media
 - [Twitter](#)
 - [Facebook](#)
- Contact
 - (405) – 605 – 8200
 - OKCEM@okc.gov