

CAPITAL IMPROVEMENT BUDGET

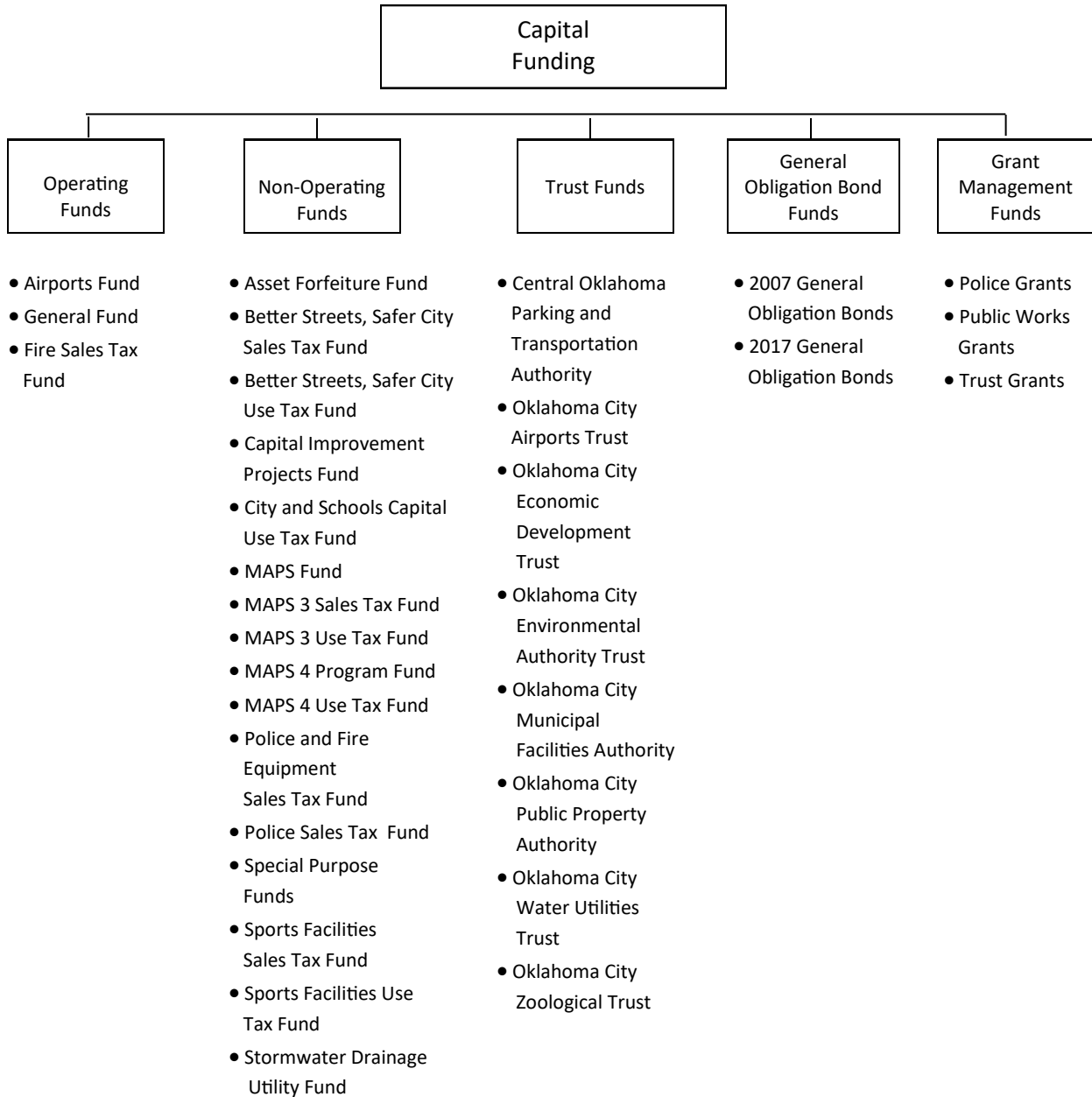
THE CAPITAL IMPROVEMENT BUDGET IS SEPARATE FROM THE CITY'S OPERATING BUDGET APPROVED BY THE CITY COUNCIL. THE PROVIDED CAPITAL BUDGET IS A LISTING OF FY21 AMOUNTS BUDGETED AND FUNDING SOURCES OF EACH PLANNED PROJECT. THE PLANNED CAPITAL EXPENDITURES REPRESENTS THE COST OF NEW CONSTRUCTION, RENOVATION, ACQUISITION OR CAPITAL MAINTENANCE OF CITY INFRASTRUCTURE, FACILITIES, OR OTHER CAPITAL INVESTMENTS, TO ENSURE THE CONTINUATION OF SERVICE, ENHANCE OPERATIONS AND PROMOTE ECONOMIC DEVELOPMENT.

A FIVE-YEAR CAPITAL IMPROVEMENT PLAN IS PREPARED BI-ANNUALLY TO IDENTIFY PROJECTS ACROSS THE CITY WHICH IMPROVE MUNICIPAL SERVICES, STRENGTHEN INFRASTRUCTURE, ENHANCE CULTURE AND RECREATION, AND PROMOTE THE ECONOMIC DEVELOPMENT AND GROWTH OF THE CITY. THE FIVE-YEAR CIP PLAN IS AVAILABLE TO THE PUBLIC AND PUBLISHED ONLINE AT [HTTPS://WWW.OKC.GOV/DEPARTMENTS/FINANCE/FINANCIAL-AND-BUDGET-REPORTS/BUDGET-AND-TAX-REPORTS](https://www.okc.gov/departments/finance/financial-and-budget-reports/budget-and-tax-reports).



CAPITAL IMPROVEMENT FUNDING

The FY21 Capital Improvement Budget includes capital expenditures funded through various sources. Capital projects funded by General Obligation Bonds and Public Trusts are included in this section to provide a comprehensive capital position. Capital budgets for these two sources are not approved through the normal budget process. City voters approve General Obligation Bond propositions providing authorization for bond funded capital projects. Public trusts' capital budgets are approved by the trustees.



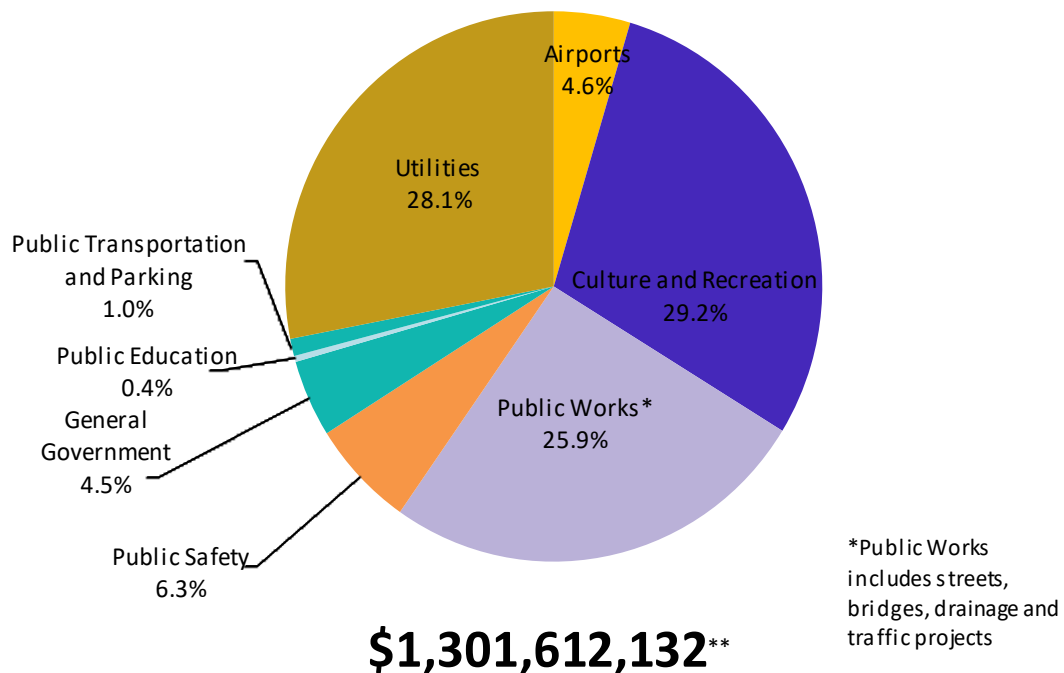
IMPACT OF CAPITAL PROJECTS ON THE OPERATING BUDGET

The City recognizes that capital projects have an impact on the operating budget in two distinct ways and has taken appropriate steps to address those impacts. The first impact occurs during the design and construction phase of capital projects. As projects are being undertaken, City staff has numerous design, management, construction and oversight responsibilities. For example, implementation of the General Obligation Bond Programs have required significant resources, particularly within the Public Works Department, due to the extensive design and project management requirements of these programs. Where feasible, the costs of project management are charged to the associated projects by the department providing those services.

The second and primary impact of capital projects on the operating budget is the ongoing maintenance and operations requirements that continue after a project is completed. As part of the operating and capital budget development process, departments are asked to identify costs associated with the maintenance and operation of capital projects that are to be completed in the coming fiscal year and future fiscal year impacts.

The City’s capital planning process includes the estimate of future operating and maintenance costs resulting from proposed capital improvements. Capital improvements that replace existing City assets generally reduce maintenance and operating costs in the near term. As the assets age, maintenance and operating costs will increase, but generally do not exceed the cost of operating and maintaining the assets they are replacing. For new capital projects, which increase City assets, Departments are required to provide estimates of future operating and maintenance costs to assist in the decision making for operating budgets and to allow for consideration of the feasibility of the projects.

FY21 Capital Budget by Function



** Estimated Capital Expenditures as of June 16, 2020

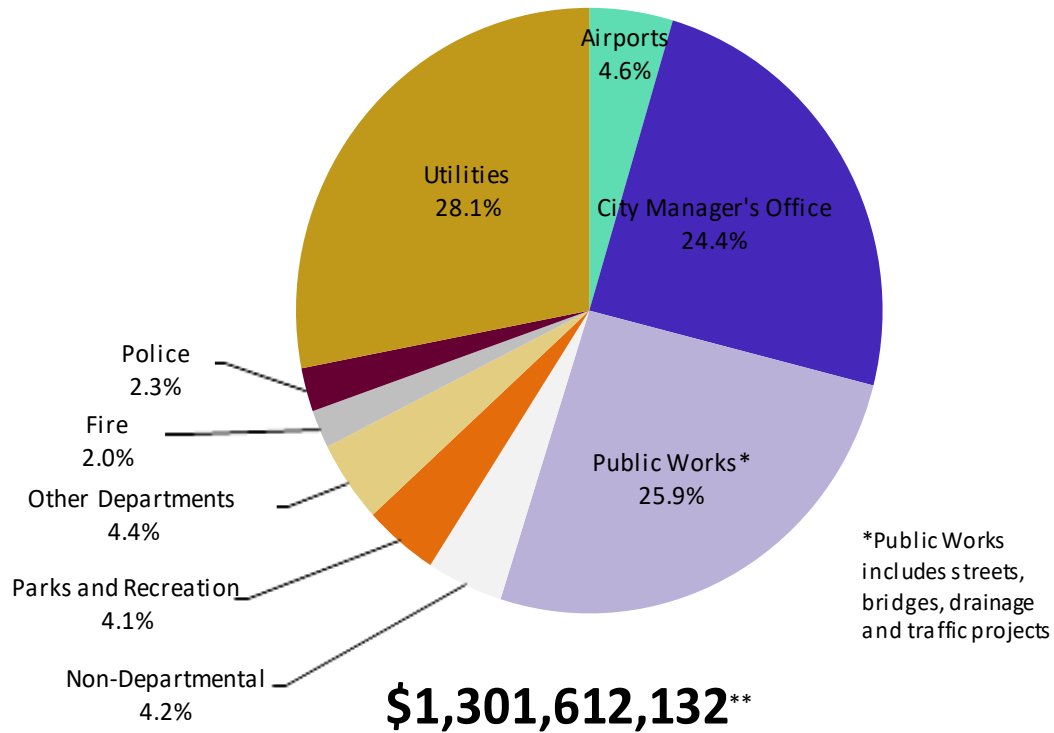
CAPITAL EXPENDITURES SUMMARY

	Actual FY19	Adopted FY20	Planned FY21
Operating Funds			
Airports Fund	\$156,402	\$500,000	\$500,000
General Fund	20,994	0	0
Internal Service Fund	0	35,000	30,700
Medical Service Program Fund	257,374	0	3,600,000
Stormwater Drainage Fund	355,008	480,898	480,898
Total Operating Funds	\$789,778	\$1,015,898	\$4,611,598
Non-Operating Funds			
Asset Forfeiture Funds	\$0	\$200,000	\$200,000
Capital Improvements Projects Fund	2,155,220	39,340,583	50,208,915
Impact Fee Fund	817,000	21,431,470	33,826,064
Internal Service Capital Fund	0	185,000	245,298
Special Purpose Funds	1,069,549	6,535,726	4,479,883
Stormwater Drainage Capital Fund	0	1,650,000	1,650,000
Street and Alley Capital Fund	16,209	154,815	144,964
Total Non-Operating Funds	\$4,057,978	\$69,497,594	\$90,755,124
Trust Funds *			
Central OK Trans. and Parking Auth. (COTPA)	\$4,796,341	\$31,757,726	1,771,855
OKC Airport Trust (OCAT)	30,983,063	77,314,378	50,095,725
OKC Environmental Assistance Trust (OCEAT)	3,360,027	3,484,000	3,665,000
OKC Economic Development Trust (OCEDT)	1,551,180	0	0
OKC Metro Area Projects Trust (OCMAPS)	0	0	0
OKC Municipal Facilities Authority (OCMFA)	583,220	6,808,526	3,526,645
OKC Public Property Authority (OCPPA)	2,132,025	14,966,998	9,435,114
OKC Water Utilities Trust (OCWUT)	130,992,033	387,730,000	361,490,000
OKC Zoological Trust (OCZT)	3,971,619	7,964,000	8,910,038
Total Trust Funds	\$178,369,508	\$530,025,628	\$438,894,377
Special Tax Funds			
Special Tax Funds	\$146,416,816	\$593,883,601	\$587,534,775
Total Special Tax Funds	\$146,416,816	\$593,883,601	\$587,534,775
General Obligation Bond Funds			
General Obligation Bond Funds	\$64,949,864	\$140,049,000	\$168,599,344
Total General Obligation Bond Funds	\$64,949,864	\$140,049,000	\$168,599,344
Grant Management Funds			
Grant Management Funds	\$5,930,123	\$8,494,437	\$11,216,914
Total Grant Management Funds	\$5,930,123	\$8,494,437	\$11,216,914
Total Capital Expenditures **	\$400,514,067	\$1,342,966,158	\$1,301,612,132

* Not included in the City's adopted budget

** Estimated Capital Expenditures as of June 16, 2020

CAPITAL BUDGET BY DEPARTMENT



	Planned FY21
Airports	\$59,866,425
City Clerk's Office	51,817
City Manager's Office	317,305,149
Development Services	246,378
Finance	423,066
Fire	26,454,868
General Services	22,920,358
Information Technology	9,968,931
Mayor and Council	10,500
Municipal Counselor	8,984
Municipal Court	986,849
Non-Departmental	54,966,782
Parks and Recreation	53,395,674
Planning	7,482
Police	30,372,079
Public Transportation and Parking	13,221,644
Public Works	337,340,108
Utilities	365,155,000
Zoo	8,910,038
Capital Expenditures **	<u>\$1,301,612,132</u>

** Estimated Capital Expenditures as of June 16, 2020



The City of
OKLAHOMA CITY

AIRPORTS

ARFF ACCESS ROAD PAVEMENT REPL - 7100 Terminal Drive, Oklahoma City 73159 (Ward 3)

Will Rogers World Airport - Remove and replace pavement connecting AAR Apron and Terminal Apron south of ARFF building. Estimated annual operating cost is \$0.

	FY21 Cost
Oklahoma City Airport Trust	\$516,600
Project Total	\$516,600

CEPA RECONSTRUCT FBO APRON - 2300 Cimmaron Road, Yukon, OK 73099 (Ward 3)

Clarence E. Page Airport- Reconstruction OCAT owned portion of FBO Apron. Estimated annual operating cost is \$0.

	FY21 Cost
Other Grants	\$5,544
Oklahoma City Airport Trust	\$526
Project Total	\$6,070

ELECTRIC CARTS FOR PASSENGER - 7100 Terminal Drive, Oklahoma City, OK 73159 (Ward 3)

Will Rogers World Airport - Four 8-passenger electric carts, including two wheelchair accessible carts to be used in the WRWA terminal concourse. Estimated annual operating cost is \$0.

	FY21 Cost
Oklahoma City Airport Trust	\$56,000
Project Total	\$56,000

ENVIRONMENTAL REMEDIATION - 6500 South MacArthur Blvd., Oklahoma City, OK 73169 (Ward 3)

Mike Monroney Aeronautical Center - This will be used when its necessary to remediate buildings or areas before projects. Estimated annual operating cost is \$0.

	FY21 Cost
Oklahoma City Airport Trust	\$125,000
Project Total	\$125,000

GARAGE EXTERIOR PAINTING STUDY - 7100 Terminal Drive, Oklahoma City, OK 73159 (Ward 3)

Will Rogers World Airport - Analysis and engineering for painting of all Parking Garages B and C. Estimated annual operating cost is \$0.

	FY21 Cost
Oklahoma City Airport Trust	\$250,000
Project Total	\$250,000

MECHANICAL IMPROVEMENTS - 7100 Terminal Drive, Oklahoma City, OK 73159 (Ward 3)

Will Roger World Airport - Emergency repairs. Estimated annual operating cost is \$0.

	FY21 Cost
Oklahoma City Airport Trust	\$100,000
Project Total	\$100,000

MECHANICAL SYSTEMS REPAIR - 6500 South MacArthur Blvd., Oklahoma City, OK 73169 (Ward 3)

Mike Monroney Aeronautical Center - This will be used when its necessary to repair or maintain mechanical HVAC systems due to failures before a full project can begin. Estimated annual operating cost is \$0.

	FY21 Cost
Oklahoma City Airport Trust	\$125,000
Project Total	\$125,000

MEDIUM VOLTAGE SYSTEMS - 6500 South MacArthur Blvd., Oklahoma City, OK 73169 (Ward 3)

Mike Monroney Aeronautical Center - This will be used when its necessary to repair or maintain medium voltage systems due to failures before a full project can begin. Estimated annual operating cost is \$0.

	FY21 Cost
Oklahoma City Airport Trust	\$125,000
Project Total	\$125,000

MMAC HANGAR 8 & 9 ELECTRICAL - 6500 South MacArthur Blvd., Oklahoma City, OK 73169 (Ward 3)

Mike Monroney Aeronautical Center - Replace main switch gear, electrical distribution system, and 400 hz aircraft charging system. Estimated annual operating cost is \$0.

	FY21 Cost
Oklahoma City Airport Trust	\$438,254
Project Total	\$438,254

MMAC HANGAR 8 BOILER AND HEAT - 6500 South MacArthur Blvd., Oklahoma City, OK 73169 (Ward 3)

Mike Monroney Aeronautical Center - Replace boilers, air handling units (AHUs), unit heaters, and heating distribution system. Estimated annual operating cost is \$0.

	FY21 Cost
Oklahoma City Airport Trust	\$500,000
Project Total	\$500,000

MMAC HEADQUARTERS ENVELOPE - 6500 South MacArthur Blvd., Oklahoma City, OK 73169 (Ward 3)

Mike Monroney Aeronautical Center - Repair the Headquarters Building envelope. Estimated annual operating cost is \$0.

	FY21 Cost
Oklahoma City Airport Trust	\$1,000,000
Project Total	\$1,000,000

MMAC LED STREET LIGHT UPGRADE - 6500 South MacArthur Blvd., Oklahoma City, OK 73169 (Ward 3)

Mike Monroney Aeronautical Center - Replace aging lamp post heads including lamps and ballasts. Estimated annual operating cost is \$0.

	FY21 Cost
Oklahoma City Airport Trust	\$750,000
Project Total	\$750,000

MMAC MEDIUM VOLTAGE 5521 - 6500 South MacArthur Blvd., Oklahoma City, OK 73169 (Ward 3)

Mike Monroney Aeronautical Center - Medium voltage circuit 5521 tie in. Estimated annual operating cost is \$0.

	FY21 Cost
Oklahoma City Airport Trust	\$650,150
Project Total	\$650,150

MMAC MIKE MONRONEY BLVD ENTRY - 6500 South MacArthur Blvd., Oklahoma City, OK 73169 (Ward 3)

Mike Monroney Aeronautical Center - Replacement of the paving from Regina Ave. through the intersection of Foster Ave. Also included are curb replacement and construction of crosswalks. Estimated annual operating cost is \$0.

	FY21 Cost
Oklahoma City Airport Trust	\$2,425,000
Project Total	\$2,425,000

MMAC MULTI-ELEVATOR REPLACE-I - 6500 South MacArthur Blvd., Oklahoma City, OK 73169 (Ward 3)

Mike Monroney Aeronautical Center - Replace the elevators in the following buildings: ARB (3 pass - 1 freight), CAMI (2 pass - 2 freight), CAMI Hi-Bay (1 freight), Hangar 8 (1 pass), Hangar 9 (3 pass - 1 freight), RTF (1 pass). Estimated annual operating cost is \$0.

	FY21 Cost
Oklahoma City Airport Trust	\$578,635
Project Total	\$578,635

MMAC SLAB MONITOR AND REPLACE - 6500 South MacArthur Blvd., Oklahoma City, OK 73169 (Ward 3)

Mike Monroney Aeronautical Center - Replacement of pavement slabs around the Flight Standards Building, Air Navigation Facility 1, Air Traffic Building and Aviation Records Building ramps. Estimated annual operating cost is \$0.

	FY21 Cost
Oklahoma City Airport Trust	\$250,000
Project Total	\$250,000

MMAC STREETS AND PARKING - 6500 South MacArthur Blvd., Oklahoma City, OK 73169 (Ward 3)

Mike Monroney Aeronautical Center - Streets and parking reconstruction as identified in the FY 12 Annual Inspection. Estimated annual operating cost is \$0.

	FY21 Cost
Oklahoma City Airport Trust	\$800,000
Project Total	\$800,000

NATURAL GAS SYSTEM REPAIR - 6500 South MacArthur Blvd., Oklahoma City, OK 73169 (Ward 3)

Mike Monroney Aeronautical Center - This will be used when its necessary to repair or maintain the natural gas master meter system due to failures before a full project can begin. Estimated annual operating cost is \$0.

	FY21 Cost
Oklahoma City Airport Trust	\$100,000
Project Total	\$100,000

OLD FIRE STATION UPPER ROOF - 7100 Terminal Drive, Oklahoma City, OK 73159 (Ward 3)

Will Rogers World Airport - Replace the upper and lower roof on the Old Fire Station. Estimated annual operating cost is \$0.

	FY21 Cost
Oklahoma City Airport Trust	\$400,000
Project Total	\$400,000

OTHER CCTV HARDWARE/SOFTWARE - 7100 Terminal Drive, Oklahoma City, OK 73159 (Ward 3)

Will Rogers World Airport - Other CCTV hardware and software, to be broken out and coded to specific projects/cost centers. Estimated annual operating cost is \$0.

	FY21 Cost
Oklahoma City Airport Trust	\$150,000
Project Total	\$150,000

PAVEMENT REPLACEMENT REHAB - 7100 Terminal Drive, Oklahoma City, OK 73159 (Ward 3)

Will Rogers World Airport - Funding for unexpected pavement repair or replacement project. Estimated annual operating cost is \$0.

	FY21 Cost
Oklahoma City Airport Trust	\$500,000
Project Total	\$500,000

Replace 22 Yr Old Dozier - 7100 Terminal Drive, Oklahoma City, OK 73159 (Ward 3)

Will Rogers World Airport - Replace equipment that's becoming less dependable, costly to maintain and obsolete parts. Estimated annual operating cost is \$10,000.

	FY21 Cost
Oklahoma City Airport Trust	\$310,000
Project Total	\$310,000

ROOF IMPROVEMENTS - 7100 Terminal Drive, Oklahoma City, OK 73159 (Ward 3)

Will Rogers World Airport - Funding for unexpected roof project. Estimated annual operating cost is \$0.

	FY21 Cost
Oklahoma City Airport Trust	\$1,500,000
Project Total	\$1,500,000

ROOF REPAIR AND MAINTENANCE - 6500 South MacArthur Blvd., Oklahoma City, OK 73169 (Ward 3)

Mike Monroney Aeronautical Center - This will be used when its necessary to repair or maintain roofs due to damage before a full project can begin. Estimated annual operating cost is \$0.

	FY21 Cost
Oklahoma City Airport Trust	\$250,000
Project Total	\$250,000

TERMINAL EXPANSION PHASE III - 7100 Terminal Drive, Oklahoma City, OK 73159 (Ward 3)

Will Rogers World Airport - Terminal Expansion (PFC building), Apron (AIP), and PBBs (AIP). Estimated annual operating cost is \$100,001.

	FY21 Cost
Oklahoma City Airport Trust	\$527,020
PAX\Customer Facility Charges	\$21,292,539
Project Total	\$21,819,559

UPPER LEVEL DECK STRUCTURE - 7100 Terminal Drive, Oklahoma City, OK 73159 (Ward 3)

Will Rogers World Airport - Phase 1--Demolish Soffit on the underside of the deck; Phase 2--A&E to determine structural repairs and finished product; Phase 3--Repair structure and provide finish for underside of deck. Estimated annual operating cost is \$0.

	FY21 Cost
Other Grants	\$3,367,877
Oklahoma City Airport Trust	\$1,089,903
Project Total	\$4,457,780

WIDEN RWW 17R/35L TO 100' - 5915 Phillip Rhoads Ave., Bethany, OK 73008 (Ward 1)

Wiley Post Airport - Widen Runway 17R/35L from 75' to 100' and reconstruct asphalt section of runways. Install new lights in cans previously installed. Estimated annual operating cost is \$0.

	FY21 Cost
Oklahoma City Airport Trust	\$111,125
Project Total	\$111,125

WPA GULFSTREAM DEMO - 5915 Phillip Rhoads Ave., Bethany, OK 73008 (Ward 3)

Wiley Post Airport - WPA Gulfstream demolition. Estimated annual operating cost is \$1,491,600.

	FY21 Cost
Oklahoma City Airport Trust	\$749,112
Project Total	\$749,112

WPA Hangar 10 Roof - 5915 Phillip Rhoads Ave., Bethany, OK 73008 (Ward 1)

Wiley Post Airport - Recoating of the Hangar 10 roof. Estimated annual operating cost is \$0.

	FY21 Cost
Oklahoma City Airport Trust	\$10,000
Project Total	\$10,000

WPA Hangar 3 and 6 Roof - 5915 Phillip Rhoads Ave., Bethany, OK 73008 (Ward 1)

Wiley Post Airport - Recoating of Hangar 6 and replacement of Hangar 3. Estimated annual operating cost is \$0.

	FY21 Cost
Oklahoma City Airport Trust	\$290,000
Project Total	\$290,000

WPA HGR 11 MIDDLE & HIGH ROOF - 5915 Phillip Rhoads Ave., Bethany, OK 73008 (Ward 1)

Wiley Post Airport - Re-Roof High Roof and Adjacent Equipment Room (middle roof). Estimated annual operating cost is \$0.

	FY21 Cost
Oklahoma City Airport Trust	\$380,000
Project Total	\$380,000

WPA MECHANICAL AND PLUMBING - 5915 Phillip Rhoads Ave, Bethany, OK 73008 (Ward 1)

Wiley Post Airport - Upgrade and/or evaluate HVAC systems and plumbing infrastructure. Estimated annual operating cost is \$0.

	FY21 Cost
Oklahoma City Airport Trust	\$835,000
Project Total	\$835,000

WPA RW 13-31 REHABILITATION - 5915 Phillip Rhoads Ave., Bethany, OK 73008 (Ward 1)

Wiley Post Airport - Install new oversized base and conduit system with new LED edge lights, new cable and constant current regulator. Install new LED mandatory signs and new LED mandatory runway exit signs on RWY 13/31. Estimated annual operating cost is \$0.

	FY21 Cost
Other Grants	\$74,272
Oklahoma City Airport Trust	\$27,368
Project Total	\$101,640

WPA Terminal FAA Build Rehab - 5915 Phillip Rhoads Ave., Bethany, OK 73008 (Ward 1)

Wiley Post Airport - Terminal FAA Building Electrical Rehab, Replacement of electrical equipment, including transformers, cutoff switches, circuit panels and wiring as needed. Estimated annual operating cost is \$0.

	FY21 Cost
Oklahoma City Airport Trust	\$60,000
Project Total	\$60,000

WPA Terminal Roof Replacement - 5915 Phillip Rhoads Ave., Bethany, OK 73008 (Ward 1)

Wiley Post Airport - Replace the roof over the Terminal and Restaurant. Estimated annual operating cost is \$0.

	FY21 Cost
Oklahoma City Airport Trust	\$40,000
Project Total	\$40,000

WRWA RUNWAY 13-31 REHAB - 7100 Terminal Drive, Oklahoma City, OK 73159 (Ward 3)

Will Rogers World Airport - Rehabilitate the asphalt pavement through a mill and overlay of the complete surface, base and subgrade repairs as necessary, and new marking and grooving. Estimated annual operating cost is \$0.

	FY21 Cost
Other Grants	\$879,551
Oklahoma City Airport Trust	\$220,419
Project Total	\$1,099,970

WRWA BAGGAGE CLAIM UNITS - 7100 Terminal Drive, Oklahoma City, OK 73159 (Ward 3)

Will Rogers World Airport - Replace six baggage claim units. Estimated annual operating cost is \$50,000.

	FY21 Cost
Oklahoma City Airport Trust	\$500,000
Project Total	\$500,000

WRWA FIDSAND ENGAGE IMPROVE - 7100 Terminal Drive, Oklahoma City, OK 73159 (Ward 3)

Will Rogers World Airport - Flight information display system (FIDS) and Engage hardware replacement of aging Legacy hardware and software. Estimated annual operating cost is \$40,000.

	FY21 Cost
Oklahoma City Airport Trust	\$50,000
Project Total	\$50,000

WRWA Garage B and C - Repairs - 7100 Terminal Drive, Oklahoma City, OK 73159 (Ward 3)

Will Rogers World Airport - Garage B and C - Review/Repair Waterproofing and Structural Repairs. Estimated annual operating cost is \$2,430,000.

	FY21 Cost
Oklahoma City Airport Trust	\$300,000
Project Total	\$300,000

WRWA MAINTENANCE AND MULTI-BAY - 7100 Terminal Drive, Oklahoma City, OK 73159 (Ward 3)

Will Rogers World Airport - Plan and design a new 2 or 3 bay maintenance facility at the south maintenance yard large enough to accommodate the new CNG 35-foot CONRAC busses, ARFF vehicles, and snow removal equipment. Estimated annual operating cost is \$0.

	FY21 Cost
Oklahoma City Airport Trust	\$2,000,000
Project Total	\$2,000,000

WRWA NETWORK INFRASTRUCTURE - 7100 Terminal Drive, Oklahoma City, OK 73159 (Ward 3)

Will Rogers World Airport - Multi-year project to replace failing, end of life network equipment for new hardware with 10-year life expectancy. Estimated annual operating cost is \$10,000.

	FY21 Cost
Oklahoma City Airport Trust	\$100,000
Project Total	\$100,000

WRWA SHUTTLE BUSES - 7100 Terminal Drive, Oklahoma City, OK 73159 (Ward 3)

Will Rogers World Airport - Purchase of replacement buses. Estimated annual operating cost is \$0.

	FY21 Cost
Oklahoma City Airport Trust	\$190,000
Project Total	\$190,000

WRWA SNOW REMOVAL EQUIPMENT - 7100 Terminal Drive, Oklahoma City, OK 73159 (Ward 3)

Will Rogers World Airport - Replace equipment that's becoming less dependable, costly to maintain and obsolete parts. Estimated annual operating cost is \$10,000.

	FY21 Cost
Other Grants	\$1,449,000
Oklahoma City Airport Trust	\$161,000
Project Total	\$1,610,000

WRWA STATION 2 RENOVATION - 7100 Terminal Drive, Oklahoma City, OK 73159 (Ward 3)

Will Rogers World Airport - Remove and upgrade the two existing elevators, and add a two-large machine room less elevator. Also replace the HVAC equipment and roof, upgrade lighting, and other upgrades to the enclosure for water tightness. Estimated annual operating cost is \$0.

	FY21 Cost
Oklahoma City Airport Trust	\$4,922,600
Project Total	\$4,922,600

WRWA TERMINAL ACCESS ROAD - 7100 Terminal Drive, Oklahoma City, OK 73159 (Ward 3)

Will Rogers World Airport - Rehabilitate the terminal entrance and exit road along with adjacent intersecting roads. Estimated annual operating cost is \$0.

	FY21 Cost
Other Grants	\$3,500,000
Oklahoma City Airport Trust	\$1,425,000
Project Total	\$4,925,000

WRWA TRITURATOR FACILITY - 7100 Terminal Drive, Oklahoma City, OK 73159 (Ward 3)

Will Rogers World Airport - New Triturator Facility Estimated annual operating cost is \$0.

	FY21 Cost
Oklahoma City Airport Trust	\$2,965,000
Project Total	\$2,965,000
 AIRPORTS FY21 TOTAL	 \$59,422,495

BOND-OTHER

Downtown Buildings CNTRL_ULSTA - 201 North Walker Ave. Oklahoma City, OK 73102 (Ward 6)

Control project for unlisted bond funds related to Downtown City buildings. Estimated annual operating cost is \$0.

	FY21 Cost
2017 G.O. Bonds	\$350,000
Project Total	\$350,000

Libraries CNTRL_ULSTA - To be determined (N/A)

Libraries Unlisted Control Account Estimated annual operating cost is \$0.

	FY21 Cost
2017 G.O. Bonds	\$250,000
Project Total	\$250,000

BOND-OTHER FY21 TOTAL

\$600,000

CITY MANAGER

Ballpark Improvements - 2 S Mickey Mantle Drive (Ward 7)

Various repairs and improvements that are needed at the Ballpark. Estimated annual operating cost is \$0.

	FY21 Cost
OKC Public Property Authority	\$1,400,000
Project Total	\$1,400,000

Ballpark Maintenance - 2 S Mickey Mantle Drive (Ward 7)

Capital expenditures for scheduled capital maintenance at ballpark. Estimated annual operating cost is \$0.

	FY21 Cost
OKC Public Property Authority	\$1,460,000
Project Total	\$1,460,000

COX Center Projects - 1 Myriad Gardens (Ward 6)

Capital maintenance to the facility and various improvements at the Cox Convention Center to enhance the visitor experience at the arena. Estimated annual operating cost is \$0.

	FY21 Cost
OKC Public Property Authority	\$450,000
Project Total	\$450,000

Downtown Arena Improvements - 100 W Reno Ave. (Ward 7)

Repair, renovate, remodel, improve, equip, and furnish the City's Downtown Arena. Estimated annual operating cost is \$0.

	FY21 Cost
2017 G.O. Bonds	\$4,000,000
Project Total	\$4,000,000

Parking Lots and Resurfacing - Oklahoma State Fairgrounds (Citywide)

Improvements to various Fairgrounds' parking areas in support of activities conducted at the facilities. Estimated annual operating cost is \$0.

	FY21 Cost
Capital Improvement Fund	\$300,000
Project Total	\$300,000

Softball Hall of Fame - 2801 NE 50th Street (Ward 7)

Phase IV of USA Softball Hall of Fame including various improvements the stadium; such as a new media center, ticket booths, press box, concourse and restrooms. Estimated annual operating cost is \$0.

	FY21 Cost
2017 G.O. Bonds	\$3,000,000
Project Total	\$3,000,000
 CITY MANAGER FY21 TOTAL	 \$10,610,000

CITY MANAGER - (MAPS 3)

MAPS 3 Convention Center - Downtown Oklahoma City (Ward 6)

Land acquisition and construction of the new MAPS 3 Downtown Convention Center. Estimated annual operating cost is \$0.

	FY21 Cost
MAPS3 Sales Tax	\$14,033,614
Project Total	\$14,033,614

MAPS 3 Downtown Public Park - Downtown Oklahoma City (Ward 6)

Land acquisition and construction of the new MAPS 3 Downtown Public Park. Estimated annual operating cost is \$1,200,000.

	FY21 Cost
MAPS3 Sales Tax	\$14,110,557
Project Total	\$14,110,557

MAPS 3 Oklahoma River - Along the Oklahoma River (Ward 7)

Improvements at the Oklahoma River including upgrades to the rowing and paddling venue and the construction of a new Whitewater Rapids facility. Estimated annual operating cost is \$0.

	FY21 Cost
MAPS3 Sales Tax	\$4,662,442
Project Total	\$4,662,442

MAPS 3 Senior Health/Wellness - Citywide

Construction of Senior Health and Wellness Centers. Estimated annual operating cost is \$0.

	FY21 Cost
MAPS3 Sales Tax	\$19,235,719
Project Total	\$19,235,719

MAPS 3 Sidewalks - Citywide

Construction of new MAPS 3 Sidewalk projects. Estimated annual operating cost is \$0.

	FY21 Cost
MAPS3 Sales Tax	\$1,115,425
Project Total	\$1,115,425

MAPS 3 Trails - Citywide

Proposed construction of new trails including: the I-44 West Trail, the West River/Lake Overholser Trail, the Lake Draper Trail, and the Airport Trail. Estimated annual operating cost is \$100,000.

	FY21 Cost
MAPS3 Sales Tax	\$2,956,493
Project Total	\$2,956,493

CITY MANAGER - (MAPS 3) FY21 TOTAL**\$56,114,250**

FIRE

Fire Apparatus Replacement - (N/A)

Fire apparatus replacement plan. Fire apparatus is comprised of all the emergency vehicles responding from fire stations including command vehicles. Estimated annual operating cost is \$0.

	FY21 Cost
Btr Streets Safer City Use Tax	\$4,800,000
Project Total	\$4,800,000

Fire CNTRL_ULSTA - Unlisted Control Account - Fire (N/A)

Fire Control Account-Unlisted Estimated annual operating cost is \$0.

	FY21 Cost
2017 G.O. Bonds	\$200,000
Project Total	\$200,000

Fire Passenger Vehicles - (N/A)

Replacement of fire support vehicles. Estimated annual operating cost is \$0.

	FY21 Cost
Btr Streets Safer City Use Tax	\$230,000
Project Total	\$230,000

Fire Training Center - In the vicinity of I-240 and S Air Depot (Ward 4)

Construct a new training center, new fire stations, and repair, renovate, remodel, replace, improve, furnish, equipment and technology improvements of Fire facilities. Estimated annual operating cost is \$0.

	FY21 Cost
2017 G.O. Bonds	\$2,500,000
Project Total	\$2,500,000

FIRE FY21 TOTAL

\$7,730,000

GENERAL SERVICES

ADA Compliance Program - Citywide

ADA program to assist in bringing City facilities into compliance. Estimated annual operating cost is \$0.

	FY21 Cost
Capital Improvement Fund	\$150,000
Project Total	\$150,000

AMAG Hardware Replacement - (N/A)

AMAG - hardware replacement including locks, card and various maintenance items. Estimated annual operating cost is \$0.

	FY21 Cost
Capital Improvement Fund	\$75,000
Project Total	\$75,000

City Buildings Downtown Campus - City buildings - Downtown Campus (Ward 6)

Repair, renovate, furnish, equip and improve City buildings and facilities within the Civic Center Complex. Estimated annual operating cost is \$0.

	FY21 Cost
2017 G.O. Bonds	\$3,980,000
Project Total	\$3,980,000

Citywide Carpet Replacement - Various City facilities (Ward 6)

Replace aged carpet that reaches the manufacturer's life cycle and documented wear percentage in the Downtown campus buildings, select CMF buildings, and SW Oklahoma City Library (approximately three departments per year). Estimated annual operating cost is \$0.

	FY21 Cost
Capital Improvement Fund	\$50,000
Project Total	\$50,000

Citywide Facilities Reserve - Citywide

Reserve funding for Capital Maintenance. Estimated annual operating cost is \$0.

	FY21 Cost
Capital Improvement Fund	\$500,000
Project Total	\$500,000

Citywide Fire Alarm Panel Rplc - (Citywide)

Replace the fire alarm panels at various City buildings. Estimated annual operating cost is \$0.

	FY21 Cost
Capital Improvement Fund	\$300,000
Project Total	\$300,000

Citywide Fleet Replacement - (N/A)

Replacement of highway and non-highway equipment in the general fleet used by Animal Welfare, Development Services, Municipal Court, Parks, Public Transportation and Parking, and Public Works. Estimated annual operating cost is \$0.

	FY21 Cost
Capital Improvement Fund	\$3,300,000
Project Total	\$3,300,000

Citywide Roofing - Citywide

Roof repairs and/or replacement as identified for various facilities citywide. Estimated annual operating cost is \$0.

	FY21 Cost
Capital Improvement Fund	\$70,000
Project Total	\$70,000

Citywide Waterproofing - (Citywide)

Waterproof exterior walls of City buildings. Estimated annual operating cost is \$0.

	FY21 Cost
Capital Improvement Fund	\$150,000
Project Total	\$150,000

CMF Complex CNTRL_ULSTA - 3738 SW 15th Street (Ward 3)

Control project for unlisted bond funds related to the Central Maintenance Facility. Estimated annual operating cost is \$0.

	FY21 Cost
2017 G.O. Bonds	\$200,000
Project Total	\$200,000

CMF Painting - 3738 SW 15th Street (Ward 3)

Paint exterior of CMF building including Field Services, Street Maintenance, Training Center, Radio Shop, Fleet Maintenance and Truck Wash. Estimated annual operating cost is \$0.

	FY21 Cost
Capital Improvement Fund	\$175,000
Project Total	\$175,000

GENERAL SERVICES FY21 TOTAL **\$8,950,000**

NON-DEPARTMENTAL

EMSA Building - (N/A)

EMSA Building Purchase Estimated annual operating cost is \$0.

	FY21 Cost
Other Unspecified	\$3,600,000
Project Total	\$3,600,000
NON-DEPARTMENTAL FY21 TOTAL	\$3,600,000

PARKS AND RECREATION

CCMH Interior Improvements - 201 N Walker Ave (Ward 6)

Civic Center Music Hall - Repair, renovate, furnish, equip and improvements to include Main Lobby, Freede Theatre and facility tuck pointing. Estimated annual operating cost is \$0.

	FY21 Cost
2017 G.O. Bonds	\$7,190,000
Project Total	\$7,190,000

Crown Heights Park - 600 NW 38th Street (Ward 2)

Install, upgrade, repair, and/or renovate park walks and path improvements and related design and/or landscaping. Estimated annual operating cost is \$0.

	FY21 Cost
2007 G.O. Bonds	\$400,000
Project Total	\$400,000

Deep Fork Greenway Trail - (Ward 7)

Construction of a new trail along the Deep Fork creek in Northeast Oklahoma City. Estimated annual operating cost is \$0.

	FY21 Cost
2007 G.O. Bonds	\$1,000,000
Project Total	\$1,000,000

Dolphin Wharton Park - 301 NE 63rd Street (Ward 7)

Improve parks by acquiring/installing/repairing and/or replacing playground equipment/spraygrounds and/or facilities which may include related design and landscaping. Estimated annual operating cost is \$0.

	FY21 Cost
2007 G.O. Bonds	\$171,500
Project Total	\$171,500

E. M. Sellers Park - 8301 S Villa Avenue (Ward 5)

Install/upgrade/repair and/or renovate park paving/parking lots and related design and/or landscaping. Estimated annual operating cost is \$0.

	FY21 Cost
2007 G.O. Bonds	\$200,000
Project Total	\$200,000

Earlywine Golf Clubhouse - 11600 S Portland Avenue (Ward 5)

Acquisition, construction, expansion, renovation, repair, relocation, or improvements to new and existing City golf courses, clubhouses, maintenance facilities, practice facilities, or tournament facilities. Estimated annual operating cost is \$0.

	FY21 Cost
2017 G.O. Bonds	\$5,450,000
Project Total	\$5,450,000

James Stewart Golf Clubhouse - 824 Frederick Douglass Ave (Ward 7)

Acquisition, construction, expansion, renovation, repair, relocation, or improvements to new and existing City golf courses, clubhouses, maintenance facilities, practice facilities, or tournament facilities. Estimated annual operating cost is \$0.

	FY21 Cost
2017 G.O. Bonds	\$5,500,000
Project Total	\$5,500,000

Lafayette Mike Dover Park - 4601 S Walker Avenue (Ward 4)

Improve parks by acquiring/installing/repairing and/or replacing playground equipment/spraygrounds and/or facilities which may include related design and landscaping. Estimated annual operating cost is \$0.

	FY21 Cost
2007 G.O. Bonds	\$155,000
Project Total	\$155,000

MG Air Handling Units - 301 West Reno (Ward 6)

Myriad Botanical Gardens - Replacement/repairs air handling units in the Crystal Bridge. Estimated annual operating cost is \$0.

	FY21 Cost
Capital Improvement Fund	\$150,000
Project Total	\$150,000

Myriad Gardens Capital Fund - 301 W Reno Avenue (Ward 6)

Capital maintenance projects at Myriad Gardens facilities. Estimated annual operating cost is \$0.

	FY21 Cost
Capital Improvement Fund	\$215,000
Project Total	\$215,000

Neighborhood Parks - New neighborhood parks in Wards 3, 4 and 8 (Citywide)

Acquisition, construction, expansion, equipping and improvement of new City parks, parkland, recreational facilities, or trails. Estimated annual operating cost is \$0.

	FY21 Cost
2017 G.O. Bonds	\$5,500,000
Project Total	\$5,500,000

New Park Northeast OKC - Northeast area of Oklahoma City (Ward 7)

Land acquisition and development of a new local, neighborhood park in NE OKC. Location TBD. Estimated annual operating cost is \$0.

	FY21 Cost
2007 G.O. Bonds	\$441,000
Project Total	\$441,000

North Highland Park - 301 NW 81st Street (Ward 7)

Install/upgrade/repair and/or renovate park walks and path improvements and related design and/or landscaping. Estimated annual operating cost is \$0.

	FY21 Cost
2007 G.O. Bonds	\$85,000
Project Total	\$85,000

North Rotary - North Oklahoma City Rotary Park - 5708 N Tulsa Avenue (Ward 2)

Install/upgrade/repair and/or renovate park walks and path improvements and related design and/or landscaping. Estimated annual operating cost is \$0.

	FY21 Cost
2007 G.O. Bonds	\$260,000
Project Total	\$260,000

North Rotary Park - 5708 N Tulsa Avenue (Ward 2)

Improve parks by acquiring/installing/repairing and/or replacing playground equipment/spraygrounds and/or facilities which may include related design and landscaping. Estimated annual operating cost is \$0.

	FY21 Cost
2007 G.O. Bonds	\$150,000
Project Total	\$150,000

Northeast Park - 1300 NE 33rd Street (Ward 7)

Improve existing community centers/gyms/party houses/picnic shelters or pavilions/recreational facilities by designing & improving HVAC/roofs/parking lots/windows/restrooms/locker rooms/structural/acoustical/landscaping/accessibility or other repairs. Estimated annual operating cost is \$0.

	FY21 Cost
2007 G.O. Bonds	\$500,000
Project Total	\$500,000

NW Oklahoma City Park - New park in NW Oklahoma City (Ward 8)

Acquisition, construction, expansion, equipping and improvement of new City parks, parkland, recreational facilities, or trails. Estimated annual operating cost is \$0.

	FY21 Cost
2017 G.O. Bonds	\$3,000,000
Project Total	\$3,000,000

Oklahoma River Greenway Trail - (Ward 7)

Construction of a new trail on Oklahoma River. Estimated annual operating cost is \$0.

	FY21 Cost
2007 G.O. Bonds	\$2,000,000
Project Total	\$2,000,000

Parks and Rec Fac CNTRL_ULSTA - (N/A)

Control project for unlisted bond funds related to the Parks and Recreation Facilities. Estimated annual operating cost is \$0.

	FY21 Cost
2017 G.O. Bonds	\$1,000,000
Project Total	\$1,000,000

Pat Murphy Park - 4551 W Hefner Road (Ward 8)

Install/upgrade/repair and/or renovate park walks and path improvements and related design and/or landscaping. Estimated annual operating cost is \$0.

	FY21 Cost
2007 G.O. Bonds	\$205,000
Project Total	\$205,000

South Rotary Park - 1800 Westwood Blvd (Ward 5)

Install/upgrade/repair and/or renovate park walks and path improvements and related design and/or landscaping. Estimated annual operating cost is \$0.

	FY21 Cost
2007 G.O. Bonds	\$235,000
Project Total	\$235,000

Southern Oaks Park - 6818 S Walker Avenue (Ward 5)

Improve existing community centers/gyms/party houses/picnic shelters or pavilions/recreational facilities by designing & improving HVAC/roofs/parking lots/windows/restrooms/locker rooms/structural/acoustical/landscaping/accessibility or other repairs. Estimated annual operating cost is \$0.

	FY21 Cost
2007 G.O. Bonds	\$400,000
Project Total	\$400,000

Syl Goldman Park - 5333 S Independence Avenue (Ward 3)

Install/upgrade/repair and/or renovate park walks and path improvements and related design and/or landscaping. Estimated annual operating cost is \$0.

	FY21 Cost
2007 G.O. Bonds	\$335,000
Project Total	\$335,000

Taylor Park - 1115 SW 70th Street (Ward 5)

Improve existing community centers/gyms/party houses/picnic shelters or pavilions/recreational facilities by designing & improving HVAC/roofs/parking lots/windows/restrooms/locker rooms/structural/acoustical/landscaping/accessibility or other repairs. Estimated annual operating cost is \$0.

	FY21 Cost
2007 G.O. Bonds	\$205,000
Project Total	\$205,000

Trail wayfinding and signage - Throughout the Trail system (Citywide)

Acquisition, construction, expansion, renovation, repair, relocation, or improvements to new and/or existing City trails. Estimated annual operating cost is \$0.

	FY21 Cost
2017 G.O. Bonds	\$1,700,000
Project Total	\$1,700,000

Wiley Post Park - 2021 S Robinson Avenue (Ward 4)

Improve parklands by installing, providing, improving playgrounds, athletic, picnic, and aquatic facilities, trails, water features, horticulture, nature observation, landscaping, lighting, equipment, furniture and maintenance facilities. Estimated annual operating cost is \$0.

	FY21 Cost
2007 G.O. Bonds	\$3,600,000
Project Total	\$3,600,000

Will Rogers Park - 3400 NW 36th Street (Ward 3)

Acquisition, construction, expansion, equipping and improvement of new City parks, parkland, recreational facilities, or trails. Estimated annual operating cost is \$0.

	FY21 Cost
2017 G.O. Bonds	\$2,000,000
Project Total	\$2,000,000

Willa D. Johnson Rec Center - 900 N Frederick Douglass Avenue (Ward 7)

Acquisition, construction, expansion, equipping and improvement of new City parks, parkland, recreational facilities, or trails. Estimated annual operating cost is \$0.

	FY21 Cost
2017 G.O. Bonds	\$5,000,000
Project Total	\$5,000,000

Woodson Park - 3401 S May Avenue (Ward 3)

Improve parks by acquiring/installing/repairing and/or replacing playground equipment/spraygrounds and/or facilities which may include related design and landscaping. Estimated annual operating cost is \$0.

	FY21 Cost
2007 G.O. Bonds	\$270,000
Project Total	\$270,000

Zach D. Taylor Park - 633 NW 52nd Street (Ward 2)

Install/upgrade/repair and/or renovate park paving/parking lots and related design and/or landscaping. Estimated annual operating cost is \$0.

	FY21 Cost
2007 G.O. Bonds	\$95,000
Project Total	\$95,000

PARKS AND RECREATION FY21 TOTAL **\$47,412,500**

POLICE

Headquarters/Courts Complex - 219 E Main St, Oklahoma City, OK 73104 (Ward 6)

Original projects to build a new Police Headquarters and Courts Complex have been completed. Remaining projects are to demolish old buildings and to construct a parking lot on the original sites. Estimated annual operating cost is \$0.

	FY21 Cost
2007 G.O. Bonds	\$1,600,000
2017 G.O. Bonds	\$348,959
Police Sales Tax Fund	\$1,600,000
Project Total	\$3,548,959

Helicopter Refurbishments - (N/A)

Refurbishment of police helicopter equipment. Estimated annual operating cost is \$0.

	FY21 Cost
Btr Streets Safer City Use Tax	\$1,180,000
Project Total	\$1,180,000

Patrol Vehicles - (N/A)

Scheduled replacement of Police patrol sedans, sport utility vehicles, boats, motorcycles and bicycles. Project also includes the addition of Patrol vehicles as new Police Officers are added to the department. Estimated annual operating cost is \$0.

	FY21 Cost
Btr Streets Safer City Use Tax	\$7,172,884
Project Total	\$7,172,884

Police Aviation Facility - In the vicinity of SW 54th Street and Portland Avenue (Ward 3)

Construct a police aviation facility with hanger for aircraft storage and maintenance to be located at the Southwest Police Briefing Station. Estimated annual operating cost is \$0.

	FY21 Cost
2017 G.O. Bonds	\$3,400,000
Project Total	\$3,400,000

Police Building Improvements - Citywide

Improvement to existing police facilities including construction, equipment, furnishings, installation or A&E services. This could include enhancements to equipment and infrastructure critical to efficient operations. Estimated annual operating cost is \$0.

	FY21 Cost
Police Sales Tax Fund	\$150,000
Project Total	\$150,000

Police CNTRL_ULSTA - Citywide

2017 Control account for unlisted Police GOB funds. Estimated annual operating cost is \$0.

	FY21 Cost
2017 G.O. Bonds	\$350,000
Project Total	\$350,000

Police Training Center - Location to be determined. (Ward 4)

MB-1473-Construct a new Police/Fire training center (Phase 1, Building Construction and Parking and Phase 2, Site Ammenities) Estimated annual operating cost is \$0.

	FY21 Cost
2017 G.O. Bonds	\$2,500,000
Project Total	\$2,500,000

Renovation of 616 Colcord Dr. - 616 Colcord Drive (Ward 6)

Renovations for this project include the first-floor expansion and remodel of the existing CSI Offices, Laboratory, and Firearms/Ballistics Laboratory. Estimated annual operating cost is \$0.

	FY21 Cost
Police Sales Tax Fund	\$554,000
Project Total	\$554,000

Special Investigations Vehicle - (N/A)

Purchase of undercover vehicles for the Special Investigations Division. Estimated annual operating cost is \$0.

	FY21 Cost
State Asset Forfeiture Funds	\$200,000
Project Total	\$200,000

Unmarked Vehicles Police - (N/A)

Scheduled replacement of unmarked Police vehicles. Estimated annual operating cost is \$0.

	FY21 Cost
Btr Streets Safer City Use Tax	\$793,763
Project Total	\$793,763

POLICE FY21 TOTAL **\$19,849,606**

PUBLIC TRANS AND PARKING

Bus Rapid Transit - Northwest Expressway and Meridian Avenue to the Downtown Transit Center (Citywide)

Northwest Corridor Bus Rapid Transit. Estimated annual operating cost is \$0.

	FY21 Cost
2017 G.O. Bonds	\$4,000,000
Other Grants	\$154,960
Other Unspecified	\$819,840
Project Total	\$4,974,800

Bus Replacement - Citywide

Replace aging buses utilized beyond their useful lives. Estimated annual operating cost is \$0.

	FY21 Cost
2017 G.O. Bonds	\$3,880,000
Project Total	\$3,880,000

Bus Shelters - Citywide

Bus shelters (12 annually). Estimated annual operating cost is \$0.

	FY21 Cost
Cntrl OK Trans and Prkng Auth	\$21,500
Other Grants	\$86,000
Project Total	\$107,500

Bus Stop Improvements - Citywide (N/A)

Acquisition of public transit buses, bus stop improvements, and construction, repair, improvement and acquisition of transit facilities, equipment and materials. Estimated annual operating cost is \$0.

	FY21 Cost
2017 G.O. Bonds	\$250,000
Project Total	\$250,000

Equipment Replacement - 2000 S May Avenue (Ward 6)

Purchase of maintenance equipment. Estimated annual operating cost is \$10,000.

	FY21 Cost
Cntrl OK Trans and Prkng Auth	\$5,000
Other Grants	\$20,000
Project Total	\$25,000

Paratransit Vans - Citywide

Replacement of 25 paratransit vehicles from FY 2019 through FY 2023. Estimated annual operating cost is \$0.

	FY21 Cost
Cntrl OK Trans and Prkng Auth	\$131,515
Other Grants	\$745,254
Project Total	\$876,769

Parking Garage Improvements - Downtown (Ward 6)

Repairs and improvements to all garages including revenue collection equipment. Estimated annual operating cost is \$0.

	FY21 Cost
Cntrl OK Trans and Prkng Auth	\$500,000
Project Total	\$500,000

Security at COTPA Facilities - Citywide

Provide access control, lighting, outside cameras and perimeter fencing at COTPA facilities. Estimated annual operating cost is \$1,000.

	FY21 Cost
Cntrl OK Trans and Prkng Auth	\$17,000
Other Grants	\$68,000
Project Total	\$85,000

Service Vehicle Replacement - Citywide

Replacement of service vehicles. Estimated annual operating cost is \$0.

	FY21 Cost
Cntrl OK Trans and Prkng Auth	\$32,000
Other Grants	\$92,000
Project Total	\$124,000

Technology Infrastructure - 2000 S May Ave (Ward 6)

Technology infrastructure. Fiber Installations at S. May, additional cameras at Transit Center along with interactive trip planning kiosk, stand up Reno mini-hub technology. Also includes computers, software and upgrading software. Estimated annual operating cost is \$0.

	FY21 Cost
Cntrl OK Trans and Prkng Auth	\$200,000
Other Grants	\$800,000
Project Total	\$1,000,000

Transit Center Improvements - 420 NW 5th Street (Ward 6)

Facilities improvements. Estimated annual operating cost is \$0.

	FY21 Cost
Cntrl OK Trans and Prkng Auth	\$50,000
Project Total	\$50,000

Transit CNTRL_ULSTA - (Citywide)

Control project for unlisted bond funds related to Transit. Estimated annual operating cost is \$0.

	FY21 Cost
2017 G.O. Bonds	\$250,000
Project Total	\$250,000

PUBLIC TRANS AND PARKING FY21 TOTAL	\$12,123,069
--	---------------------

PUBLIC WORKS - BRIDGES

Bridge CNTRL_ULSTA - (N/A)

Control project for unlisted bond funds related to the Bridges. Estimated annual operating cost is \$0.

	FY21 Cost
2017 G.O. Bonds	\$295,000
Project Total	\$295,000

NW 10th St, W Reno Ave - 0.5 Miles west of NW 10th St and N Council Rd (Ward 1)

Replacement, construction, reconstruction, rehabilitation, repair, or improvement of bridges, may include appurtenances, AE, ROW, utility relocation, drainage, lighting, or approach improvements. Estimated annual operating cost is \$0.

	FY21 Cost
2017 G.O. Bonds	\$3,300,000
Project Total	\$3,300,000

S Council, W Reno Ave - 0.6 Miles south of W Reno and Council (Ward 3)

Replacement, construction, reconstruction, rehabilitation, repair, or improvement of bridges, may include appurtenances, AE, ROW, utility relocation, drainage, lighting, or approach improvements. Estimated annual operating cost is \$0.

	FY21 Cost
2017 G.O. Bonds	\$3,850,000
Project Total	\$3,850,000

PUBLIC WORKS - BRIDGES FY21 TOTAL **\$7,445,000**

PUBLIC WORKS - DRAINAGE

Belle Isle Park Detention Pond - 2525 NW 62nd Street (Ward 2)

Drainage, channel and water quality improvements, mapping and equipment, may include stormwater detention facilities, real property acquisition, construction and related activities, landscaping, or technology improvements. Estimated annual operating cost is \$0.

	FY21 Cost
2017 G.O. Bonds	\$1,050,000
Project Total	\$1,050,000

Drainage Cntrl Sys CNTRL_ULSTA - (Citywide)

Control project for unlisted bond funds related to Drainage. Estimated annual operating cost is \$0.

	FY21 Cost
2017 G.O. Bonds	\$350,000
Project Total	\$350,000

DRAINAGE STUDIES - Citywide

Drainage Studies Citywide Estimated annual operating cost is \$0.

	FY21 Cost
Stormwater Drainage Utility	\$150,000
Project Total	\$150,000

Hog Creek Lake Thunderbird - SE 29th Street to SE 149th Street and South Post Road to South Peebly Road (Ward 4)

Drainage, channel and water quality improvements, mapping and equipment, may include stormwater detention facilities, real property acquisition, construction and related activities, landscaping, or technology improvements. Estimated annual operating cost is \$0.

	FY21 Cost
2017 G.O. Bonds	\$2,400,000
Project Total	\$2,400,000

Mapping Data Systems Programs - (N/A)

Drainage, channel and water quality improvements, mapping and equipment, may include stormwater detention facilities, real property acquisition, construction and related activities, landscaping, or technology improvements. Estimated annual operating cost is \$0.

	FY21 Cost
2017 G.O. Bonds	\$500,000
Project Total	\$500,000

NW 56, Western NW 55, Western - NW 56th and Western Avenue (Ward 2)

Drainage, channel and water quality improvements, mapping and equipment, may include stormwater detention facilities, real property acquisition, construction and related activities, landscaping, or technology improvements. Estimated annual operating cost is \$0.

	FY21 Cost
2017 G.O. Bonds	\$1,655,000
Project Total	\$1,655,000

NW 90 and County Line - In The Vicinity Of W Wilshire Blvd and W Britton Rd Off County Line Rd; NW 90th St and N County Line Rd (Ward 1)

Drainage, channel and water quality improvements, mapping and equipment, may include stormwater detention facilities, real property acquisition, construction and related activities, landscaping, or technology improvements. Estimated annual operating cost is \$0.

	FY21 Cost
2017 G.O. Bonds	\$675,000
Project Total	\$675,000

OK Rivr Sedimnt. Basn Dredging - Oklahoma River (North Canadian River) from South Eastern to South Meridian Avenue (Ward 6)

Project is to dredge the Oklahoma River Sediment basin to remove large amounts of sediment deposits that are caused by strong flows of water. Estimated annual operating cost is \$0.

	FY21 Cost
Stormwater Drainage Utility	\$1,500,000
Project Total	\$1,500,000

West Elm Creek Lake Thndrbrd - SE 29th Street to SE 149th Street and South Post Road to South Peebly Road (Ward 4)

Drainage, channel and water quality improvements, mapping and equipment, may include stormwater detention facilities, real property acquisition, construction and related activities, landscaping, or technology improvements. Estimated annual operating cost is \$0.

	FY21 Cost
2017 G.O. Bonds	\$2,000,000
Project Total	\$2,000,000

PUBLIC WORKS - DRAINAGE FY21 TOTAL **\$10,280,000**

PUBLIC WORKS - STREETS

2007 GOB Unlisted Control Acct - (Citywide)

Control project for unlisted bond funds related to the purpose of constructing, reconstructing, improving, and repairing streets. Estimated annual operating cost is \$0.

	FY21 Cost
2007 G.O. Bonds	\$3,000,000
Project Total	\$3,000,000

Bike_Walker/Shartel, 16/19 St - Britton to SW 104th along Walker and Shartel; Council to I-35 along 16th and 19th (Ward 6)

Street enhancements, may include reconstruction, construction, repair, resurfacing, or improvements of streets, pedestrian safety improvements, bicycle lanes, striping, markings, or pedestrian amenities
Estimated annual operating cost is \$0.

	FY21 Cost
2017 G.O. Bonds	\$2,850,000
Project Total	\$2,850,000

Britton, Piedmont to N Mustang - W Britton Rd from Piedmont Rd (Hwy 4) to N Mustang Rd (Ward 1)

Reconstruction, construction, repair, resurfacing, or improvements of street, may include AE, signals, signs, markings, devices, conduit, lighting, drainage, intersection imprv, ROW, utilities, sidewalks, furniture, landscaping, or irrigation sys. Estimated annual operating cost is \$0.

	FY21 Cost
2017 G.O. Bonds	\$555,000
Project Total	\$555,000

Bryant, SE 89 to SE 104 - Bryant Avenue from SE 89th St to SE 104th St (Ward 4)

Reconstruction, construction, repair, resurfacing, or improvements of street, may include AE, signals, signs, markings, devices, conduit, lighting, drainage, intersection imprv, ROW, utilities, sidewalks, furniture, landscaping, or irrigation sys. Estimated annual operating cost is \$0.

	FY21 Cost
2017 G.O. Bonds	\$540,000
Project Total	\$540,000

BSSC Sales Tax Control Acct - (Citywide)

Control project for the Better Streets, Safer City Program. Estimated annual operating cost is \$0.

	FY21 Cost
Better Streets Safer City Tax	\$68,000,000
Project Total	\$68,000,000

Cemetery,Czech Hall,Reno,NW10 - Area bound by N Cemetery Rd, N Czech Hall Rd, W Reno Ave, NW 10 (Ward 3)

Resurfacing, repair, rehabilitation or improvement of the streets in areas bounded by listed streets, may include AE, signals, signs, markings, devices, conduit, lighting, drainage, intersection improvements, ROW, utilities, or sidewalks. Estimated annual operating cost is \$0.

	FY21 Cost
2017 G.O. Bonds	\$3,050,000
Project Total	\$3,050,000

EB Reno, N Meridian-Portland - East bound on W Reno Ave from N Meridian Ave to N Portland Ave (Ward 3)

Reconstruction, construction, repair, resurfacing, or improvements of street, may include AE, signals, signs, markings, devices, conduit, lighting, drainage, intersection imprv, ROW, utilities, sidewalks, furniture, landscaping, or irrigation sys. Estimated annual operating cost is \$0.

	FY21 Cost
2017 G.O. Bonds	\$550,000
Project Total	\$550,000

Gemstone Acres Addition - In the vicinity of SW 44 and Cemetary Rd (Ward 3)

Resurfacing, repair, rehabilitation or improvement of the streets in areas bounded by listed streets, may include AE, signals, signs, markings, devices, conduit, lighting, drainage, intersection improvements, ROW, utilities, or sidewalks. Estimated annual operating cost is \$0.

	FY21 Cost
2017 G.O. Bonds	\$555,000
Project Total	\$555,000

Kelley, Britton to Hefner - Kelley Ave from Britton Rd to Hefner Rd (Ward 7)

Widening and improving the listed streets which may include related A&E/signals/signs/markings/devices/conduit & improvements/lighting/drainage/intersection improvements/ROW/utilities/sidewalks &/or landscaping & irrigation systems. Estimated annual operating cost is \$0.

	FY21 Cost
2007 G.O. Bonds	\$1,500,000
Project Total	\$1,500,000

Kelley, Wilshire to Britton - Kelley Avenue from Wilshire Boulevard to Britton Road (Ward 7)

Widening and improving the listed streets which may include related A&E/signals/signs/markings/devices/conduit & improvements/lighting/drainage/intersection improvements/ROW/utilities/sidewalks &/or landscaping & irrigation systems. Estimated annual operating cost is \$0.

	FY21 Cost
2007 G.O. Bonds	\$1,500,000
Project Total	\$1,500,000

Linwood Blvd, NW 6 and Western - Intersection at Linwood Boulevard, NW 6th Street and Western (Ward 6)

Street enhancements, may include reconstruction, construction, repair, resurfacing, or improvements of streets, pedestrian safety improvements, bicycle lanes, striping, markings, or pedestrian amenities
Estimated annual operating cost is \$0.

	FY21 Cost
2017 G.O. Bonds	\$165,000
Project Total	\$165,000

MacArthur, NW 150 to NW 164 - MacArthur Boulevard from NW 150th Street to NW 164th (Ward 8)

Widening and improving the listed streets which may include related A&E/signals/signs/markings/devices/conduit & improvements/lighting/drainage/intersection improvements/ROW/utilities/sidewalks &/or landscaping & irrigation systems. Estimated annual operating cost is \$0.

	FY21 Cost
2007 G.O. Bonds	\$1,500,000
Project Total	\$1,500,000

MacArthur, Wilshire to Britton - N MacArthur Blvd from W Wilshire Blvd to W Britton Rd (Ward 1)

Reconstruction, construction, repair, resurfacing, or improvements of street, may include AE, signals, signs, markings, devices, conduit, lighting, drainage, intersection imprv, ROW, utilities, sidewalks, furniture, landscaping, or irrigation sys. Estimated annual operating cost is \$0.

	FY21 Cost
2017 G.O. Bonds	\$1,345,000
Project Total	\$1,345,000

Morgan, SW 44 to SW 29 - Morgan Road from SW 44th Street to SW 29th Street (Ward 3)

Widening and improving the listed streets which may include related A&E/signals/signs/markings/devices/conduit & improvements/lighting/drainage/intersection improvements/ROW/utilities/sidewalks &/or landscaping & irrigation systems. Estimated annual operating cost is \$0.

	FY21 Cost
2007 G.O. Bonds	\$1,000,000
Project Total	\$1,000,000

N MacArthr, W Hefner to NW 122 - N MacArthur Blvd from W Hefner Rd to NW 122nd St (Ward 8)

Reconstruction, construction, repair, resurfacing, or improvements of street, may include AE, signals, signs, markings, devices, conduit, lighting, drainage, intersection imprv, ROW, utilities, sidewalks, furniture, landscaping, or irrigation sys. Estimated annual operating cost is \$0.

	FY21 Cost
2017 G.O. Bonds	\$1,320,000
Project Total	\$1,320,000

N May, NW 63 - N May Ave from N Grand Blvd to NW 47th St and NW 63rd St from N Warren Ave to N Villa Ave (Ward 1)

Sidewalk improvements, may include reconstruction, construction, repair, resurfacing, or improvements of sidewalks, AE, signals, signs, lighting, landscaping, or pedestrian amenities. Estimated annual operating cost is \$0.

	FY21 Cost
2017 G.O. Bonds	\$2,140,000
Project Total	\$2,140,000

NE 10, NE 23, MLK, I-35 - Area bound by NE 10th St, NE 23rd St, MLK, and I-35 (Ward 7)

Resurfacing, repair, rehabilitation or improvement of the streets in areas bounded by listed streets, may include AE, signals, signs, markings, devices, conduit, lighting, drainage, intersection improvements, ROW, utilities, or sidewalks. Estimated annual operating cost is \$0.

	FY21 Cost
2017 G.O. Bonds	\$6,100,000
Project Total	\$6,100,000

NE 63, Midwest to Douglas - NE 63rd St from N Midwest Blvd to N Douglas Blvd (Ward 7)

Reconstruction, construction, repair, resurfacing, or improvements of street, may include AE, signals, signs, markings, devices, conduit, lighting, drainage, intersection imprv, ROW, utilities, sidewalks, furniture, landscaping, or irrigation sys. Estimated annual operating cost is \$0.

	FY21 Cost
2017 G.O. Bonds	\$550,000
Project Total	\$550,000

NW 23, Western to Broadway - NW 23rd St from Western Ave to Broadway Ave (Ward 2)

Street enhancements, may include reconstruction, construction, repair, resurfacing, or improvements of streets, pedestrian safety improvements, bicycle lanes, striping, markings, or pedestrian amenities. Estimated annual operating cost is \$0.

	FY21 Cost
2017 G.O. Bonds	\$3,300,000
Project Total	\$3,300,000

NW 36, Penn to Western - NW 36th St from N Pennsylvania Ave to N Western Ave (Ward 2)

Reconstruction, construction, repair, resurfacing, or improvements of street, may include AE, signals, signs, markings, devices, conduit, lighting, drainage, intersection imprv, ROW, utilities, sidewalks, furniture, landscaping, or irrigation sys. Estimated annual operating cost is \$0.

	FY21 Cost
2017 G.O. Bonds	\$1,335,000
Project Total	\$1,335,000

Peebly, SE 74 to SE 59 - S Peebly Rd from SE 74th St to SE 59th St (Ward 4)

Reconstruction, construction, repair, resurfacing, or improvements of street, may include AE, signals, signs, markings, devices, conduit, lighting, drainage, intersection imprv, ROW, utilities, sidewalks, furniture, landscaping, or irrigation sys. Estimated annual operating cost is \$0.

	FY21 Cost
2017 G.O. Bonds	\$550,000
Project Total	\$550,000

Portland, NW 10 to NW 23 - Portland from NW 10th to NW 23rd (Ward 3)

Street enhancements, may include reconstruction, construction, repair, resurfacing, or improvements of streets, pedestrian safety improvements, bicycle lanes, striping, markings, or pedestrian amenities
Estimated annual operating cost is \$0.

	FY21 Cost
2017 G.O. Bonds	\$1,540,000
Project Total	\$1,540,000

Sara Rd, SW 15 and SW 29 - Sara Road from SW 15th St to SW 29th St (Ward 3)

Widening and improving listed streets, may include AE, signals, signs, markings, devices, conduit and improvements, lighting, drainage, intersection improvements, ROW, utilities, sidewalks, landscaping, or irrigation systems. Estimated annual operating cost is \$0.

	FY21 Cost
2017 G.O. Bonds	\$7,425,000
Project Total	\$7,425,000

SE 59,Harrah,Katy,Old Town - Area Bound by SE 59th St, Harrah Rd, Katy St, and Old Town St (Ward 4)

Resurfacing, repair, rehabilitation or improvement of the streets in areas bounded by listed streets, may include AE, signals, signs, markings, devices, conduit, lighting, drainage, intersection improvements, ROW, utilities, or sidewalks. Estimated annual operating cost is \$0.

	FY21 Cost
2017 G.O. Bonds	\$830,000
Project Total	\$830,000

Streets CNTRL_ULSTA - (Citywide)

Control project for unlisted bond funds related to the Streets. Estimated annual operating cost is \$0.

	FY21 Cost
2017 G.O. Bonds	\$6,552,885
Project Total	\$6,552,885

SW 25, Walker to Western - SW 25th St from Walker Avenue to Western Avenue (Ward 4)

Reconstruction, construction, repair, resurfacing, or improvements of street, may include AE, signals, signs, markings, devices, conduit, lighting, drainage, intersection imprv, ROW, utilities, sidewalks, furniture, landscaping, or irrigation sys. Estimated annual operating cost is \$0.

	FY21 Cost
2017 G.O. Bonds	\$270,000
Project Total	\$270,000

SW 29, Robinson to Western - SW 29th St from Robinson to Western (Ward 6)

Street enhancements, may include reconstruction, construction, repair, resurfacing, or improvements of streets, pedestrian safety improvements, bicycle lanes, striping, markings, or pedestrian amenities
Estimated annual operating cost is \$0.

	FY21 Cost
2017 G.O. Bonds	\$3,300,000
Project Total	\$3,300,000

SW 29, Western to Penn - SW 29th St from Western to Pennsylvania (Ward 6)

Street enhancements, may include reconstruction, construction, repair, resurfacing, or improvements of streets, pedestrian safety improvements, bicycle lanes, striping, markings, or pedestrian amenities
Estimated annual operating cost is \$0.

	FY21 Cost
2017 G.O. Bonds	\$3,300,000
Project Total	\$3,300,000

SW 59, County Line to Hwy 152 - SW 59th St from County Line Rd to Hwy 152 (Ward 3)

Widening and improving listed streets, may include AE, signals, signs, markings, devices, conduit and improvements, lighting, drainage, intersection improvements, ROW, utilities, sidewalks, landscaping, or irrigation systems. Estimated annual operating cost is \$0.

	FY21 Cost
2017 G.O. Bonds	\$4,400,000
Project Total	\$4,400,000

SW 59, Penn to Western - SW 59th St from S Pennsylvania Ave to S Western Ave (N/A)

Reconstruction, construction, repair, resurfacing, or improvements of street, may include AE, signals, signs, markings, devices, conduit, lighting, drainage, intersection imprv, ROW, utilities, sidewalks, furniture, landscaping, or irrigation sys. Estimated annual operating cost is \$0.

	FY21 Cost
2017 G.O. Bonds	\$1,320,000
Project Total	\$1,320,000

SW 89, Western to Santa Fe - SW 89th St from S Western Ave to S Santa Fe Ave (Ward 5)

Reconstruction, construction, repair, resurfacing, or improvements of street, may include AE, signals, signs, markings, devices, conduit, lighting, drainage, intersection imprv, ROW, utilities, sidewalks, furniture, landscaping, or irrigation sys. Estimated annual operating cost is \$0.

	FY21 Cost
2017 G.O. Bonds	\$1,320,000
Project Total	\$1,320,000

Turtle Lake Additions - In the vicinity of SE 149th St and Sooner Rd (Ward 4)

Resurfacing, repair, rehabilitation or improvement of the streets in areas bounded by listed streets, may include AE, signals, signs, markings, devices, conduit, lighting, drainage, intersection improvements, ROW, utilities, or sidewalks. Estimated annual operating cost is \$0.

	FY21 Cost
2017 G.O. Bonds	\$1,110,000
Project Total	\$1,110,000

W Main and N Western - Main and Western (Ward 6)

Street enhancements, may include reconstruction, construction, repair, resurfacing, or improvements of streets, pedestrian safety improvements, bicycle lanes, striping, markings, or pedestrian amenities. Estimated annual operating cost is \$0.

	FY21 Cost
2017 G.O. Bonds	\$825,000
Project Total	\$825,000

W Reno, N Portland-Meridian - West bound on Reno Ave from N Portland to N Meridian Ave (Ward 3)

Reconstruction, construction, repair, resurfacing, or improvements of street, may include AE, signals, signs, markings, devices, conduit, lighting, drainage, intersection imprv, ROW, utilities, sidewalks, furniture, landscaping, or irrigation sys. Estimated annual operating cost is \$0.

	FY21 Cost
2017 G.O. Bonds	\$555,000
Project Total	\$555,000

W Reno, N Western to Penn - W Reno Ave from N Western Ave to N Pennsylvania Ave (Ward 6)

Reconstruction, construction, repair, resurfacing, or improvements of street, may include AE, signals, signs, markings, devices, conduit, lighting, drainage, intersection imprv, ROW, utilities, sidewalks, furniture, landscaping, or irrigation sys. Estimated annual operating cost is \$0.

	FY21 Cost
2017 G.O. Bonds	\$1,335,000
Project Total	\$1,335,000

Western, NW 14 to I-40 - Western Ave from NW 14th to I-40 (Ward 6)

Street enhancements, may include reconstruction, construction, repair, resurfacing, or improvements of streets, pedestrian safety improvements, bicycle lanes, striping, markings, or pedestrian amenities
Estimated annual operating cost is \$0.

	FY21 Cost
2017 G.O. Bonds	\$1,485,000
Project Total	\$1,485,000

PUBLIC WORKS - STREETS FY21 TOTAL **\$136,972,885**

PUBLIC WORKS - TRAFFIC

Independence and NW Expressway - N Independence Avenue and NW Expressway (Ward 2)

Installation, acquisition of new, improvement, replacement or repair of existing traffic signals, signs, equipment, and devices, may include AE, ROW, utility relocation, conduit installation, drainage, intersection improvements, or lighting. Estimated annual operating cost is \$0.

	FY21 Cost
2017 G.O. Bonds	\$930,000
Project Total	\$930,000

Penn, NW 10 and Virginia - Intersection of N Pennsylvania Ave, NW 10th St and Virginia Ave (Ward 6)

Installation, acquisition of new, improvement, replacement or repair of existing traffic signals, signs, equipment, and devices, may include AE, ROW, utility relocation, conduit installation, drainage, intersection improvements, or lighting. Estimated annual operating cost is \$0.

	FY21 Cost
2017 G.O. Bonds	\$2,000,000
Project Total	\$2,000,000

S Sooner and Embers Dr, SE 48 - S Sooner Road at Embers Drive and SE 48 St (Ward 7)

Installation, acquisition of new, improvement, replacement or repair of existing traffic signals, signs, equipment, and devices, may include AE, ROW, utility relocation, conduit installation, drainage, intersection improvements, or lighting. Estimated annual operating cost is \$0.

	FY21 Cost
2017 G.O. Bonds	\$1,215,000
Project Total	\$1,215,000

Traffic Cntrl Sys CNTRL_ULSTA - (Citywide)

Control project for unlisted bond funds related to the Traffic control systems. Estimated annual operating cost is \$0.

	FY21 Cost
2017 G.O. Bonds	\$300,000
Project Total	\$300,000

PUBLIC WORKS - TRAFFIC FY21 TOTAL **\$4,445,000**

SOLID WASTE MANAGEMENT

Cart Purchases - (N/A)

Replacement of recycling and collection carts and the addition of carts for expanded service. Estimated annual operating cost is \$0.

	FY21 Cost
OKC Environmental Asst Trust	\$1,205,000
Project Total	\$1,205,000

Mobile Equipment - (N/A)

Replacement of pick-up trucks, refuse trucks, side loaders, and other mobile equipment. Estimated annual operating cost is \$0.

	FY21 Cost
OKC Environmental Asst Trust	\$2,460,000
Project Total	\$2,460,000

SOLID WASTE MANAGEMENT FY21 TOTAL **\$3,665,000**

WASTEWATER

420 Office Space Modifications - 420 W. Main or 5th Street and Pennsylvania (Ward 6)

Modifications to office space at 420 W Main Street to accommodate current and future staffing requirements. Estimated annual operating cost is \$0.

	FY21 Cost
OKC Water Utilities Trust	\$520,000
Project Total	\$520,000

Capital Plan Program Mgt - (Citywide)

The program management portion of the contract is to perform the program management services for the Capital Improvement Plan that incorporate developing, reporting, scheduling, coordination with internal and external agencies, and quarterly updates. Estimated annual operating cost is \$0.

	FY21 Cost
OKC Water Utilities Trust	\$5,270,000
Project Total	\$5,270,000

Chisholm Creek WWTP R & R - 22000 N. Western Avenue (Ward 8)

The funds in this category provide for plant upgrades to improve, replace, and renew existing facilities as necessary to continue reliable and regulatory compliant operation. Estimated annual operating cost is \$0.

	FY21 Cost
OKC Water Utilities Trust	\$2,470,000
Project Total	\$2,470,000

Citywide Sanitary Sewer R & R - Citywide

To provide for renewal and/or replacement of deficient sanitary sewer lines. Estimated annual operating cost is \$0.

	FY21 Cost
OKC Water Utilities Trust	\$13,390,000
Project Total	\$13,390,000

Condition Assessment - Citywide

This program will assess the condition of collection system assets to determine which assets require replacement or rehabilitation. Estimated annual operating cost is \$0.

	FY21 Cost
OKC Water Utilities Trust	\$4,890,000
Project Total	\$4,890,000

Customer Service Division - Citywide

Replaces meters and meter pits. Estimated annual operating cost is \$0.

	FY21 Cost
OKC Water Utilities Trust	\$2,630,000
Project Total	\$2,630,000

Emergency Projects - Citywide

Wastewater related emergency projects. Estimated annual operating cost is \$0.

	FY21 Cost
OKC Water Utilities Trust	\$620,000
Project Total	\$620,000

Equipment Replacement - (N/A)

Mobile equipment replacement. Estimated annual operating cost is \$0.

	FY21 Cost
OKC Water Utilities Trust	\$1,290,000
Project Total	\$1,290,000

Flow Metering Isolation - Citywide

This program will be used to measure wastewater flows within specific basins to identify areas of high inflow and infiltration in order to determine and prioritize abatement projects. Estimated annual operating cost is \$0.

	FY21 Cost
OKC Water Utilities Trust	\$1,550,000
Project Total	\$1,550,000

Gen WWTP & Collection Sys Imp. - Citywide

Collection system and treatment plant modifications and upgrades to meet increasing demands and regulatory requirements. Estimated annual operating cost is \$0.

	FY21 Cost
OKC Water Utilities Trust	\$5,150,000
Project Total	\$5,150,000

I/I Abatement - Citywide

This program will further investigate the cause of inflow and infiltration and install the required capital improvements necessary to prevent them from entering the collection system. Estimated annual operating cost is \$0.

	FY21 Cost
OKC Water Utilities Trust	\$1,550,000
Project Total	\$1,550,000

Lift Station R & R - Citywide

Lift station renewals and/or replacements. Estimated annual operating cost is \$0.

	FY21 Cost
OKC Water Utilities Trust	\$50,000
Project Total	\$50,000

N Canadian WWT R & R - 12800 N. Anderson Road (Ward 7)

The funds in this category provide for plant upgrades to improve, replace, and renew existing facilities as necessary to continue reliable and regulatory compliant operation. Estimated annual operating cost is \$0.

	FY21 Cost
OKC Water Utilities Trust	\$2,060,000
Project Total	\$2,060,000

Policy B and B-1 Projects - Citywide

Policy B or B-1 may be used if a development is located within a sewer shed where the potential for additional growth will require proposed wastewater mains to be upsized to meet future development. Estimated annual operating cost is \$0.

	FY21 Cost
OKC Water Utilities Trust	\$2,740,000
Project Total	\$2,740,000

Public Works Reimbursements - Citywide

Public Works Reimbursement Projects. Estimated annual operating cost is \$0.

	FY21 Cost
OKC Water Utilities Trust	\$310,000
Project Total	\$310,000

Relocation for Road Projects - Citywide

Relocations of sewer roadway improvement projects. Estimated annual operating cost is \$0.

	FY21 Cost
OKC Water Utilities Trust	\$1,040,000
Project Total	\$1,040,000

South Canadian Expansion - 15924 S. May Avenue (Ward 5)

South Canadian Wastewater Treatment Plant expansion. Estimated annual operating cost is \$0.

	FY21 Cost
OKC Water Utilities Trust	\$113,320,000
Project Total	\$113,320,000

System upgrades to Draper Resv - Westside of Stanley Draper Reservoir (Ward 4)

Sewer system upgrades to provide more reliable collection of wastewater flows along the westside of the Stanley Draper Reservoir. Estimated annual operating cost is \$0.

	FY21 Cost
OKC Water Utilities Trust	\$3,090,000
Project Total	\$3,090,000

Technology Upgrades - (N/A)

Technology Upgrades. Estimated annual operating cost is \$0.

	FY21 Cost
OKC Water Utilities Trust	\$4,120,000
Project Total	\$4,120,000

WASTEWATER FY21 TOTAL **\$166,060,000**

WATER

Capital Plan Program Mgt - (Citywide)

The program management portion of the contract is to perform the program management services for the Capital Improvement Plan that incorporate developing, reporting, scheduling, coordination with internal and external agencies, and quarterly updates. Estimated annual operating cost is \$0.

	FY21 Cost
OKC Water Utilities Trust	\$2,060,000
Project Total	\$2,060,000

Citywide Water Main R & R - Citywide

Water main renewals and replacements. Estimated annual operating cost is \$0.

	FY21 Cost
OKC Water Utilities Trust	\$2,060,000
Project Total	\$2,060,000

Customer Service Division Proj - Citywide

Replaces water meters and meter pits. Estimated annual operating cost is \$0.

	FY21 Cost
OKC Water Utilities Trust	\$4,690,000
Project Total	\$4,690,000

Draper 72" Replace from WTP - Citywide

In-depth condition assessment of 72-inch transmission main from the Draper water treatment plant. Estimated annual operating cost is \$0.

	FY21 Cost
OKC Water Utilities Trust	\$3,090,000
Project Total	\$3,090,000

Draper Plant R & R - 13700 S. Douglas Boulevard (Ward 4)

Draper Plant renewal and replacement. Estimated annual operating cost is \$0.

	FY21 Cost
OKC Water Utilities Trust	\$1,030,000
Project Total	\$1,030,000

Draper WTP Upgrades - 13700 S. Douglas Boulevard (Ward 4)

Improvements to the Draper Water Treatment Plant. Estimated annual operating cost is \$0.

	FY21 Cost
OKC Water Utilities Trust	\$2,060,000
Project Total	\$2,060,000

Draper/Hefner Interconnection - Citywide

Transmission and booster station improvements to interconnect the Draper and Hefner service areas. Estimated annual operating cost is \$0.

	FY21 Cost
OKC Water Utilities Trust	\$16,800,000
Project Total	\$16,800,000

Emergency Projects - Citywide

Water related emergency projects. The department deals with a number of emergencies during the operation of raw water supply and potable water distribution. Funds are allocated every fiscal year to pay for these emergencies. Estimated annual operating cost is \$0.

	FY21 Cost
OKC Water Utilities Trust	\$820,000
Project Total	\$820,000

Equipment Replacement - (N/A)

Mobile equipment replacement. Estimated annual operating cost is \$0.

	FY21 Cost
OKC Water Utilities Trust	\$1,370,000
Project Total	\$1,370,000

Existing Atoka Pipeline - Lake Atoka to Lake Stanley Draper (Citywide)

Maintenance and repair of the existing raw water pipeline. Estimated annual operating cost is \$0.

	FY21 Cost
OKC Water Utilities Trust	\$260,000
Project Total	\$260,000

Ext Atoka Pipeline Stat Upgrd - Macomb Pump Station for the existing Atoka pipeline (Citywide)

Upgrades to the balancing tanks for the existing pump stations and new surge facility for the Macomb Pump Station for the existing Atoka pipeline. Estimated annual operating cost is \$0.

	FY21 Cost
OKC Water Utilities Trust	\$5,310,000
Project Total	\$5,310,000

Hefner Plant R & R - 3827 W. Hefner Road (Ward 8)

Hefner water treatment plant renewal and replacement. Estimated annual operating cost is \$0.

	FY21 Cost
OKC Water Utilities Trust	\$1,030,000
Project Total	\$1,030,000

Hefner WTP Upgrades - 3827 W. Hefner Road (Ward 8)

Improvements to the Hefner Water Treatment Plant to meet regulatory requirement and maintain reliable operation. Estimated annual operating cost is \$0.

	FY21 Cost
OKC Water Utilities Trust	\$52,550,000
Project Total	\$52,550,000

Laboratory Improvements - Citywide

Laboratory Improvements Estimated annual operating cost is \$0.

	FY21 Cost
OKC Water Utilities Trust	\$110,000
Project Total	\$110,000

Lake management projects - Citywide

The City owns and operates Lake Draper, Lake Hefner, Lake Overholser, and Lake Atoka. Many of the functional and structural components of the reservoir require capital funds to do major repairs and or upgrades. Estimated annual operating cost is \$0.

	FY21 Cost
OKC Water Utilities Trust	\$4,120,000
Project Total	\$4,120,000

Overholser Plant R & R - 601 N. Pennsylvania (Ward 6)

Overholser Plant renewals and/or replacement. Estimated annual operating cost is \$0.

	FY21 Cost
OKC Water Utilities Trust	\$150,000
Project Total	\$150,000

Policy A and A-1 Projects - Citywide

Policy A and A-1 may be used if a development is located within a service area where the potential for additional growth will require proposed water mains to be upsized to meet future development. Estimated annual operating cost is \$0.

	FY21 Cost
OKC Water Utilities Trust	\$100,000
Project Total	\$100,000

Public Works Reimbursements - Citywide

Public Works reimbursement projects. Estimated annual operating cost is \$0.

	FY21 Cost
OKC Water Utilities Trust	\$320,000
Project Total	\$320,000

Raw Water 2nd Atoka Pipeline - Lake Atoka to Lake Stanley Draper (Citywide)

Construction of a second raw water pipeline from Lake Atoka to Lake Stanley Draper. Estimated annual operating cost is \$0.

	FY21 Cost
OKC Water Utilities Trust	\$88,190,000
Project Total	\$88,190,000

Relocation for Road Projects - Citywide

Relocation of water roadway improvement projects. Estimated annual operating cost is \$0.

	FY21 Cost
OKC Water Utilities Trust	\$780,000
Project Total	\$780,000

Reservoir Maintenance - Citywide

The City owns and operates Lake Draper, Lake Hefner, Lake Overholser, and Lake Atoka. Many of the functional and structural components of the reservoir require capital funds to do major repairs. Estimated annual operating cost is \$0.

	FY21 Cost
OKC Water Utilities Trust	\$1,060,000
Project Total	\$1,060,000

Technology Upgrade - (N/A)

Technology Upgrades. Estimated annual operating cost is \$0.

	FY21 Cost
OKC Water Utilities Trust	\$2,830,000
Project Total	\$2,830,000

Upgrades to Booster Stations - Citywide

Upgrades to booster stations to improve reliability and resiliency. Estimated annual operating cost is \$0.

	FY21 Cost
OKC Water Utilities Trust	\$1,550,000
Project Total	\$1,550,000

Water System Pressure Mgmt - Citywide

Project to develop and/or update automated water system pressure zones throughout the system to provide reliable, resilient water service. Estimated annual operating cost is \$0.

	FY21 Cost
OKC Water Utilities Trust	\$3,090,000
Project Total	\$3,090,000

WATER FY21 TOTAL**\$195,430,000**

ZOO

Administration Building - 2101 NE 50th Street (Ward 6)

Construction of new exhibit at the Oklahoma City Zoo. Estimated annual operating cost is \$0.

	FY21 Cost
Oklahoma City Zoo Trust	\$1,741,442
Project Total	\$1,741,442

Africa Exhibit - 2101 NE 50th Street (Ward 6)

Construction of new exhibit at the Oklahoma City Zoo. Estimated annual operating cost is \$0.

	FY21 Cost
Oklahoma City Zoo Trust	\$4,143,750
Project Total	\$4,143,750

Cheetah/Wild Dog Exhibit - 2101 NE 50th Street (Ward 6)

Construction of new exhibit at the Oklahoma City Zoo. Estimated annual operating cost is \$0.

	FY21 Cost
Oklahoma City Zoo Trust	\$2,110,525
Project Total	\$2,110,525

Condor/Azalea Garden Exhibit - 2101 NE 50th Street (Ward 6)

Construction of new exhibit at the Oklahoma City Zoo. Estimated annual operating cost is \$0.

	FY21 Cost
Oklahoma City Zoo Trust	\$201,046
Project Total	\$201,046

HVAC Replacement - 2101 NE 50th Street (Ward 6)

HVAC replacement at the Oklahoma City Zoo. Estimated annual operating cost is \$0.

	FY21 Cost
Oklahoma City Zoo Trust	\$210,000
Project Total	\$210,000

Lake Park Site and Utilities - 2101 NE 50th Street (Ward 6)

Capital maintenance for the Lake Park site and utilities at the Oklahoma City Zoo. Estimated annual operating cost is \$0.

	FY21 Cost
Oklahoma City Zoo Trust	\$328,500
Project Total	\$328,500

Roof Replacement - 2101 NE 50th Street (Ward 6)

Roof replacement at the Oklahoma City Zoo. Estimated annual operating cost is \$0.

	FY21 Cost
Oklahoma City Zoo Trust	\$100,000
Project Total	\$100,000
ZOO FY21 TOTAL	\$8,835,263

OVERVIEW OF BONDS AND DEBT SERVICE

Major capital improvements such as streets, drainage, facilities, and major equipment are often financed by bonds. This funding mechanism allows payment for infrastructure improvements to be made over multiple years, usually over the life of the improvement.

General Obligation Bonds (GO Bonds) are issued only upon voter approval. Voters must be informed of the purpose of the bonds and review a list of bond projects to be funded.

Each year, the City repays a portion of the remaining principal on GO Bonds it has issued, along with interest on the remaining balance. Together these payments are called Debt Service. The ad valorem tax (property tax) is the primary revenue source used for repaying GO Bonds. The Debt Service Fund is totally independent of the City's operating funds, using a different source of revenue. Because of this independence, debt service costs do not affect current or future operations.

State law does not place a cap on the amount of debt the City can incur through our General Obligation Bonds, but does limit the amount of debt on General Obligation Limited Tax (GOLT) Bonds to \$5 per \$1,000 assessed. Revenue bonds for water, sewer, airport and parking projects, backed by user fees, have been issued by various trusts established by the City. The City is the legal beneficiary of these trusts.

General Obligation Bonds are backed by the full faith and credit of the City, meaning the City must levy ad valorem taxes sufficient to pay the annual principal and interest payments. By State law, cities may only use ad valorem taxes to support the Debt Service Fund. The Mayor and City Council of Oklahoma City follow an informal policy of keeping the ad valorem tax rate for debt service at or near \$16 per \$1,000 dollars of net assessed value.

In addition to paying the principal and interest on General Obligation Bonds issued by the City, the Debt Service Fund also pays certain legal judgments against the City. The Debt Service budget is adopted and filed with the County Excise Board, which establishes property tax rates once the results from the previous year are finalized. The City's adopted budget will be amended during the fiscal year to address any differences that exist between the adopted budget and the final budget approved by the County Excise Board.

The City has retired approximately \$61.42 million in General Obligation bonded debt and has issued \$111.48 million in FY20, which will leave the total General Obligation Bond indebtedness at the end of FY20 at approximately \$919.26 million. This equates to \$1,372 per capita estimated for FY20 compared to \$1,310 per capita at the end of FY19.

Since 2009, Standard & Poor's and Moody's Investor Service have rated Oklahoma City's General Obligation debt at the highest levels, AAA and Aaa respectively, for the City's General Obligation Bonds. Oklahoma City's expanding economic base, ongoing downtown redevelopment, conservative financial management, and moderate debt contributed to the City's high rating. This high rating means lower interest rates enabling the City to spend a larger portion of the funds on major capital projects.



The City of Oklahoma City's General Obligation bonds are rated "AAA" by Standard & Poor's and "Aaa" by Moody's Investor Service, the highest rating available.

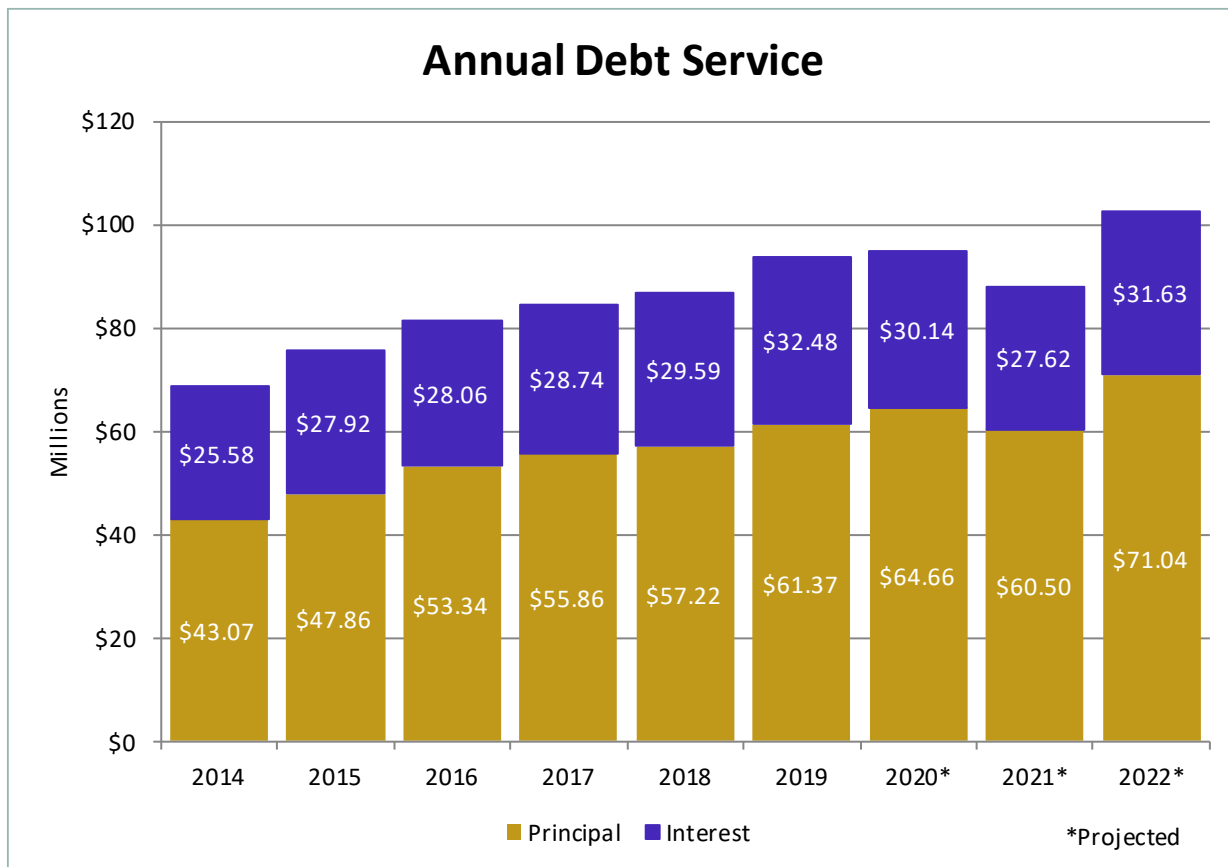
DEBT SERVICE BUDGET

	Actual FY19	Adopted FY20	Adopted FY21
Revenues			
Ad Valorem (Property Tax)	\$93,737,616	\$95,053,573	\$98,838,747
Interest	2,961,960	1,000,000	1,000,000
Other	6,710,914	6,000,000	7,000,000
Fund Balance	0	3,911,844	3,911,844
Total Revenues	\$103,410,490	\$105,965,417	\$110,750,591
Expenditures - Non-Departmental			
Judgments	\$4,262,085	\$5,974,000	\$3,365,948
Judgment Interest	217,033	221,000	214,645
Fiscal Agency Fees	299,500	400,000	600,000
Bond Retirement	61,365,000	64,660,123	65,925,000
Interest on Bonds	32,480,563	34,710,294	34,126,511
Reserve For Future Debt Service Payments	0	0	6,518,487
Total Expenditures	\$98,624,181	\$105,965,417	\$110,750,591
Use of Fund Balance			
Beginning Fund Balance	\$112,640,770	\$117,427,080	\$113,515,236
Additions/(Reductions) to Fund Balance	4,786,309	(3,911,844) *	2,606,643 **
Ending Fund Balance	\$117,427,080	\$113,515,236 *	\$116,121,879 **

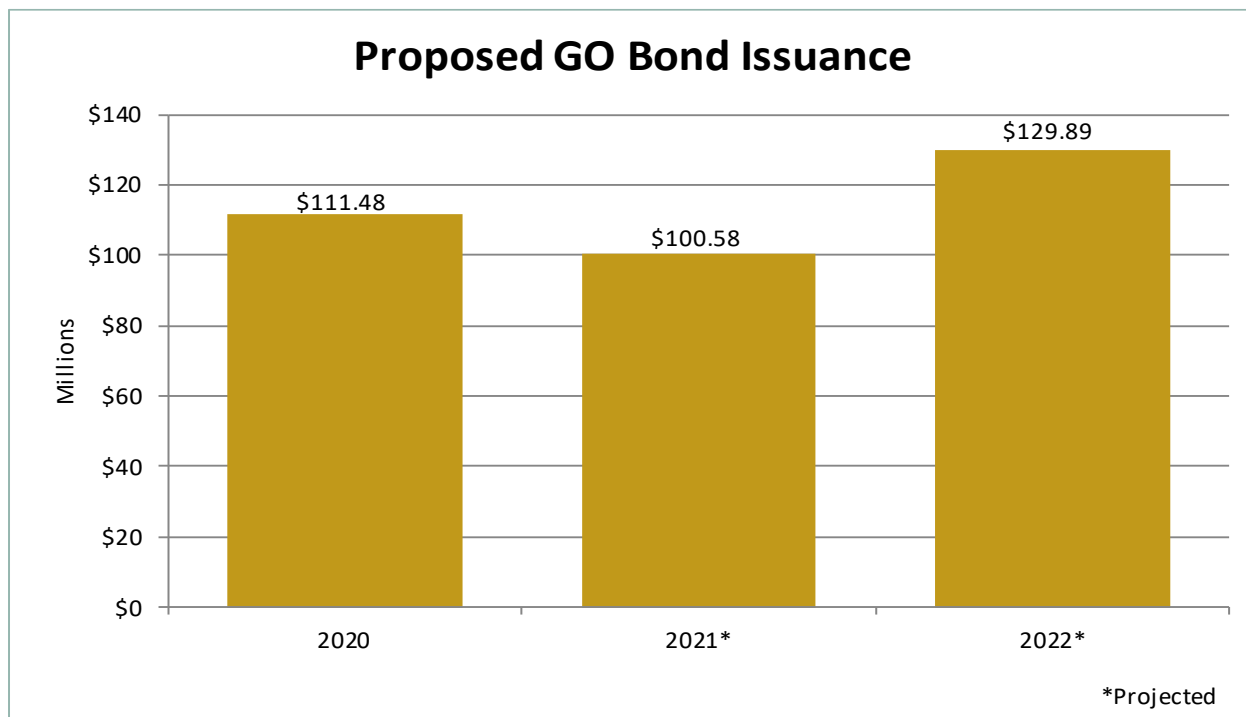
* Estimated.


** Assumes budgeted revenues and expenditures.

REMAINING BOND AUTHORIZATION ISSUANCE PLAN



NOTE: This information includes debt service for bonds anticipated to be issued.





NOTE: This information includes tax rates for anticipated bond issues. Although there is no limit in Oklahoma State Law, the Mayor and City Council of Oklahoma City follow an informal policy of keeping the mill levy/ad valorem tax rate at or near \$16 per \$1,000 dollars of net assessed value.



The City of
OKLAHOMA CITY