



# City Manager Report

## The City of OKLAHOMA CITY

**NO: 1547**

**DATE: JULY 21, 2020**

**TO: THE MAYOR AND MEMBERS OF THE CITY COUNCIL**

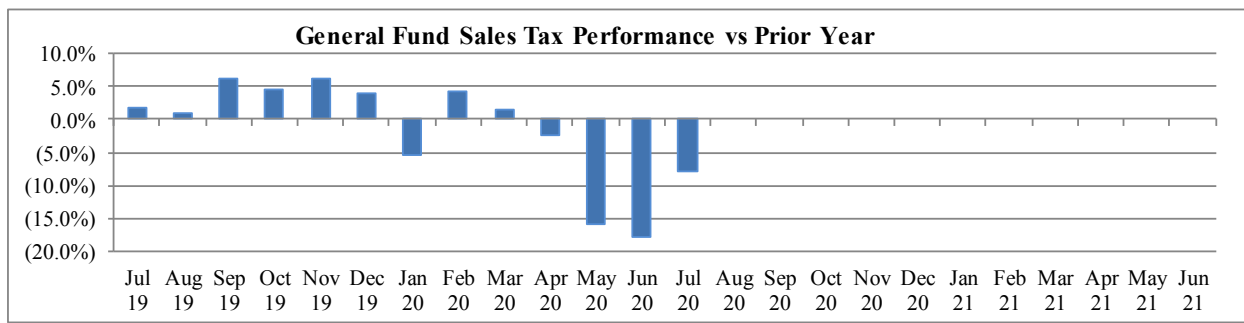
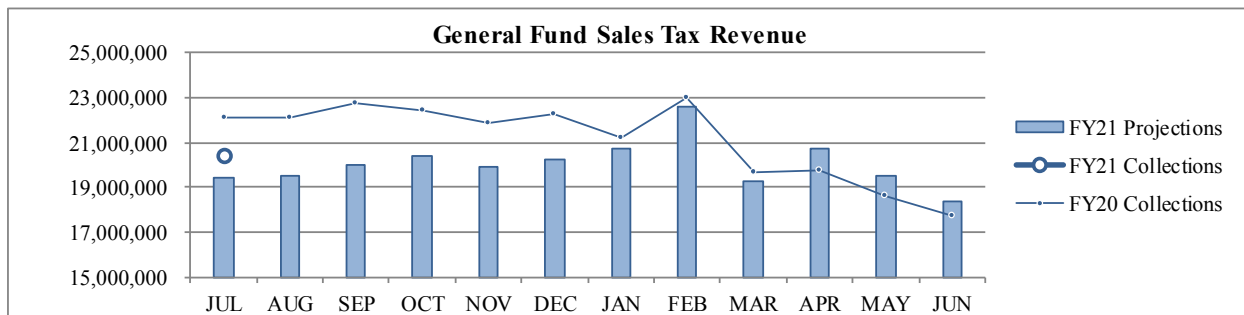
**SUBJECT: JULY 2020 SALES AND USE TAX COLLECTIONS**

The majority of the July remittance includes actual collections for the second half of May and estimated collections for the first half of June. Combined sales and use taxes for the General Fund are \$1,461,467 or 6.0% above projections for the year.

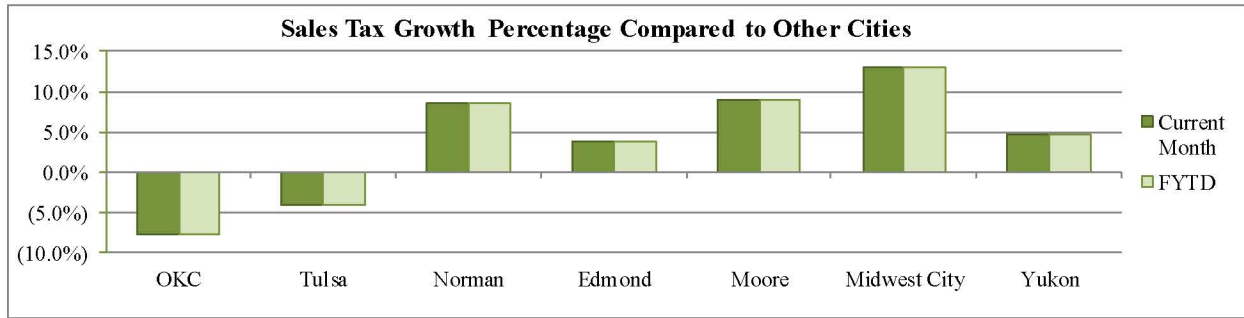
### General Fund Sales Tax

SALES TAX PERFORMANCE (vs Projection)			
Jul 20	Projection	\$ Diff	% Change
20,402,545	19,465,491	937,054	4.8%
YTD FY20	YTD Proj	\$ Diff	% Change
20,402,545	19,465,491	937,054	4.8%

SALES TAX PERFORMANCE (vs Prior Year)			
Jul 20	Jul 19	\$ Diff	% Change
20,402,545	22,119,877	(1,717,331)	(7.8%)
YTD FY20	YTD FY19	\$ Diff	% Change
20,402,545	22,119,877	(1,717,331)	(7.8%)



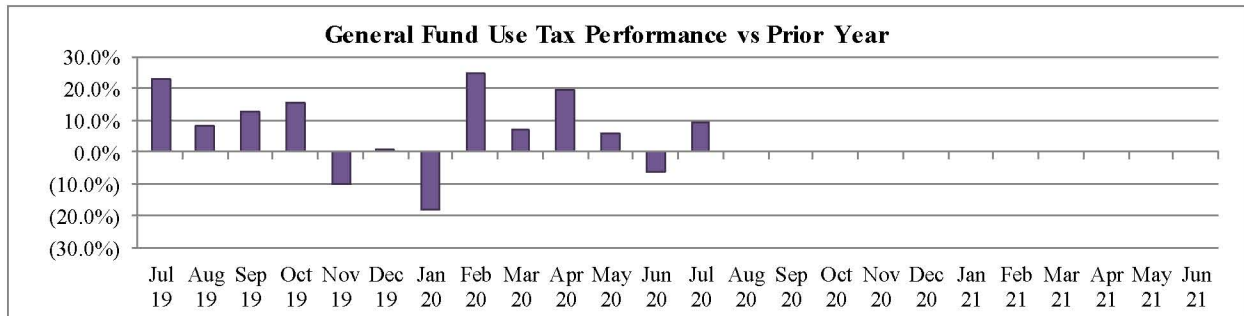
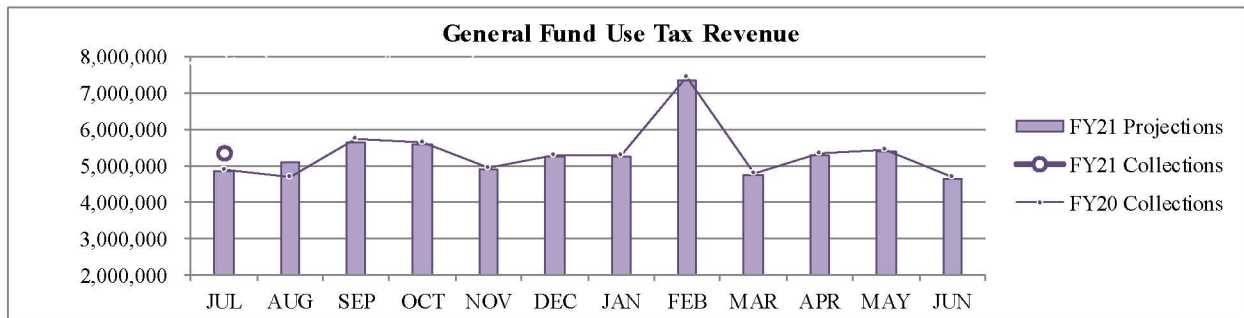
## Sales Tax Comparison to Other Cities



## General Fund Use Tax

USE TAX PERFORMANCE (vs Projection)			
Jul 20	Projection	\$ Diff	% Change
5,375,915	4,851,502	524,413	10.8%
YTD FY20	YTD Proj	\$ Diff	% Change
5,375,915	4,851,502	524,413	10.8%

USE TAX PERFORMANCE (vs Prior Year)			
Jul 20	Jul 19	\$ Diff	% Change
5,375,915	4,904,990	470,925	9.6%
YTD FY20	YTD FY19	\$ Diff	% Change
5,375,915	4,904,990	470,925	9.6%



Staff is available should you have questions or require additional information.

Craig Freeman  
City Manager