



---

# *COVID-19: Oklahoma City Weekly Data Report*

*Thursday, July 23, 2020*



The City of  
**OKLAHOMA CITY**  
Office of Emergency Management

# Data and Information Sources

## Oklahoma State Department of Health

- Daily Situation Updates
  - [July 17, 2020](#)
  - [July 20, 2020](#)
  - [July 21, 2020](#)
  - [July 22, 2020](#)
  - [July 23, 2020](#)
- Executive Order Reports
  - [July 17, 2020](#)
  - [July 20, 2020](#)
  - [July 21, 2020](#)
  - [July 22, 2020](#)
  - [July 23, 2020](#)
- [Coronavirus Disease 2019 Status Dashboard](#)

## U.S. Centers for Disease Control and Prevention (CDC)

- [States Reporting Cases of COVID-19 to CDC](#)

## U.S. Department of Labor

- [Office of Unemployment Insurance Weekly Claims Reports](#)


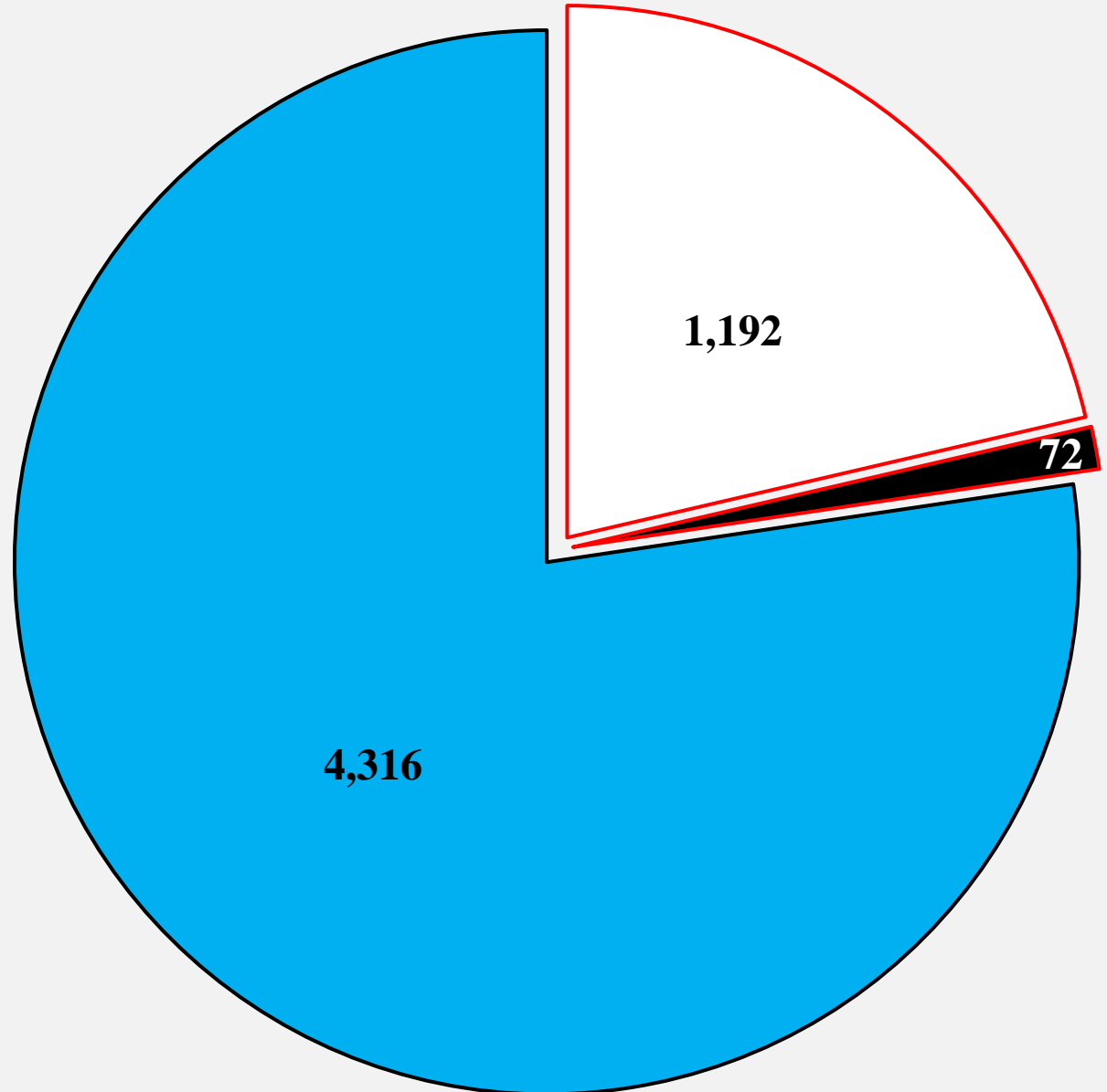


# COVID-19 Oklahoma City Case Status

As of 7/23/2020

Source: Oklahoma State Health Department

Oklahoma City	
New Cases Today	192
New Deaths Today	0
New Recoveries Today	193
Total Cumulative Cases	5,580
Total Cumulative Deaths	72
Total Cumulative Recoveries	4,316
Citywide Case Fatality Rate (CFR)	1.29%
Citywide Recovery Rate	77.34%
Oklahoma City Share of Statewide Cases	19.95%



# COVID-19 Oklahoma City Cases and Deaths Per Day

4/18 through 7/23/2020

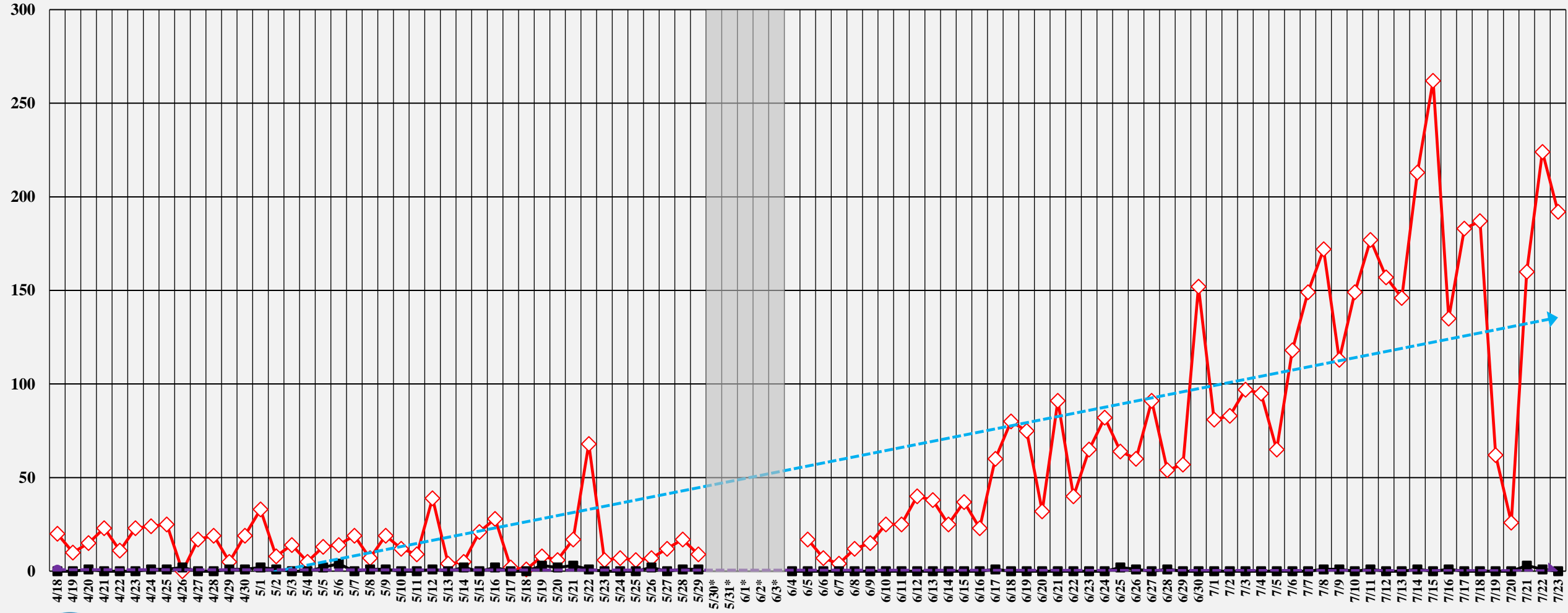
Source: Oklahoma State Department of Health

Confirmed Cases Per Day

Deaths Per Day

Cases Trendline

Deaths Trendline



*\*No local data published 5/30 through 6/3*

# COVID-19 Oklahoma City Cases and Deaths 14-Day Trends

7/10 through 7/23/2020

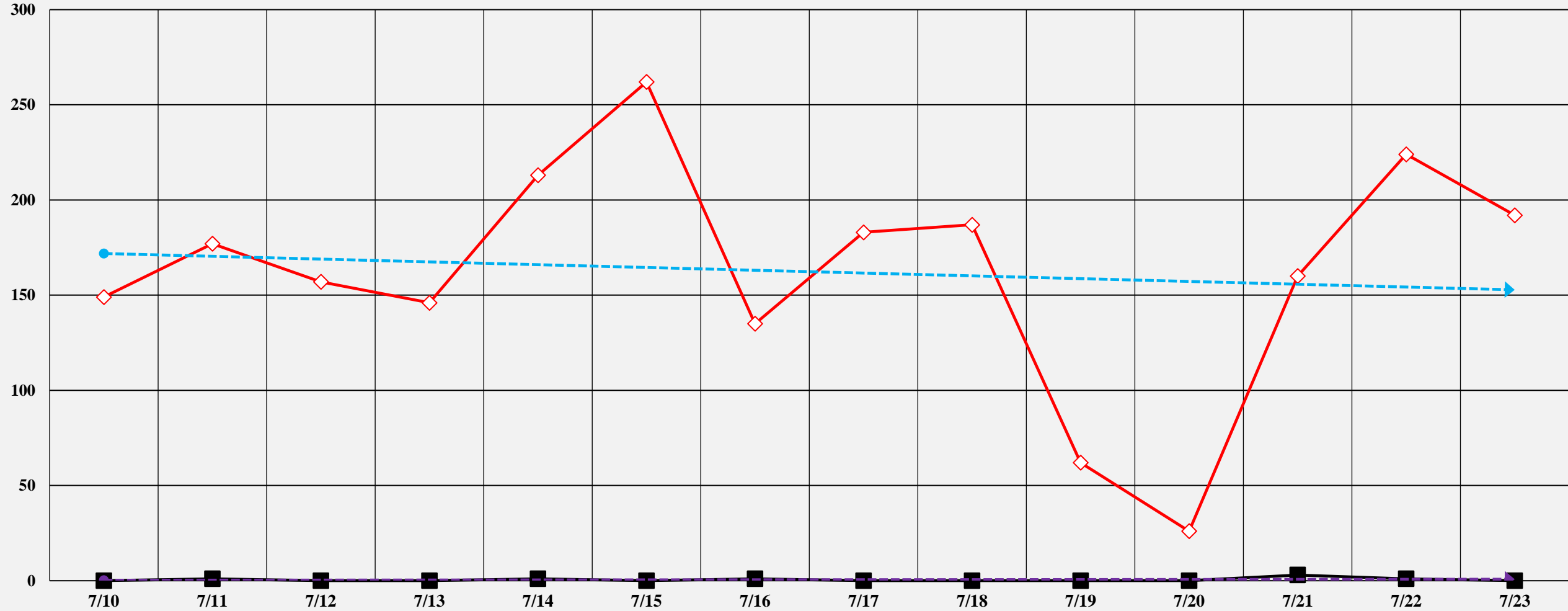
Source: Oklahoma State Department of Health

 **Confirmed Cases Per Day**

 **Deaths Per Day**

 **Cases Trendline**

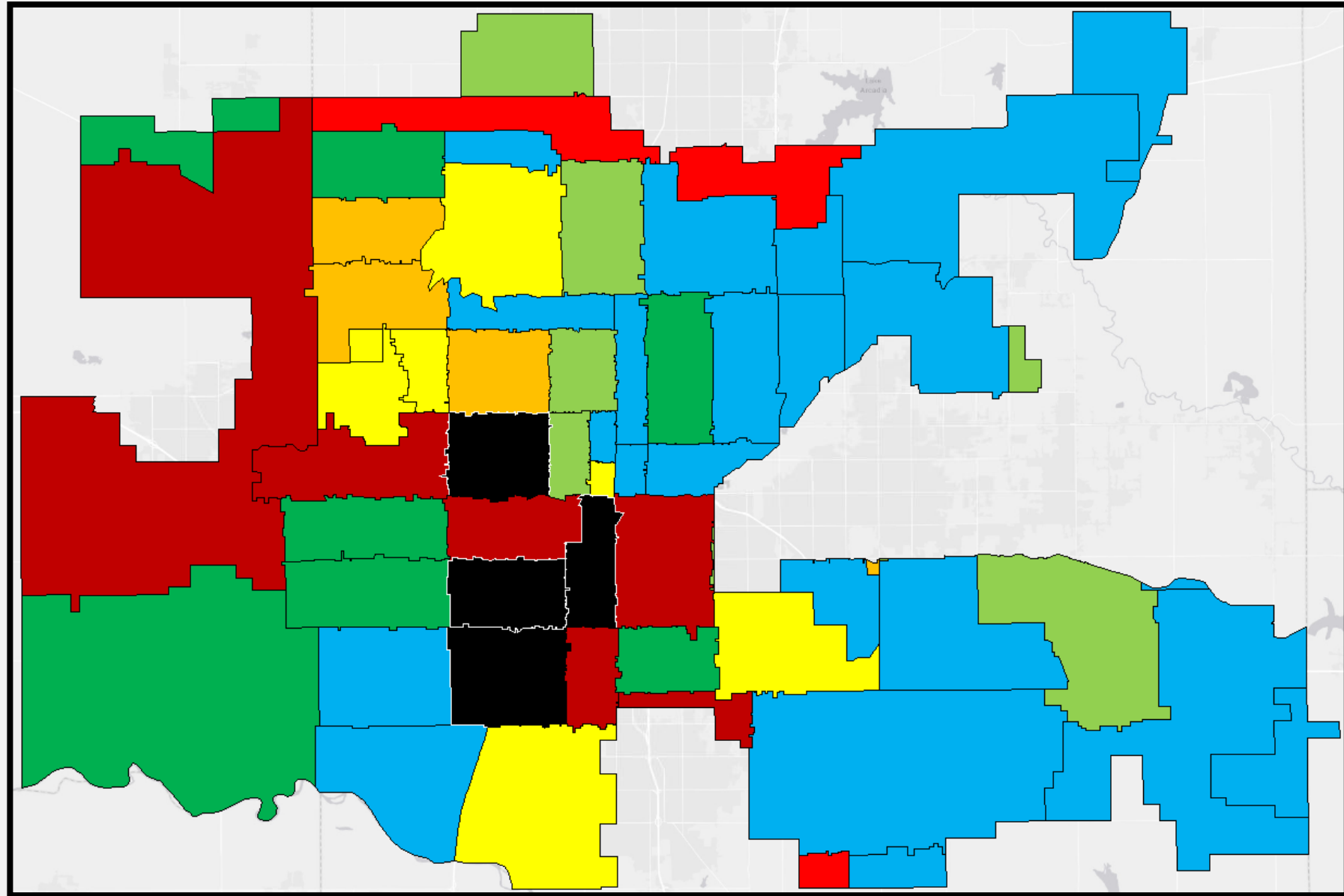

 **Deaths Trendline**



# COVID-19 Active Cases by Oklahoma City ZIP

As of 7/23/2020

Source: Oklahoma State Health Department



*Active case totals represent those within the whole of the ZIP code. Because several ZIP codes are only partially within Oklahoma City's corporate limits, outlying ZIP codes may not reflect cases within Oklahoma City.*

*Active cases are determined by subtracting recoveries and deaths from cumulative case load per ZIP code.*





# COVID-19 Cumulative Cases and New Cases by Oklahoma City ZIP

As of 7/23/2020

Source: Oklahoma State Health Department



Cumulative Cases Reported

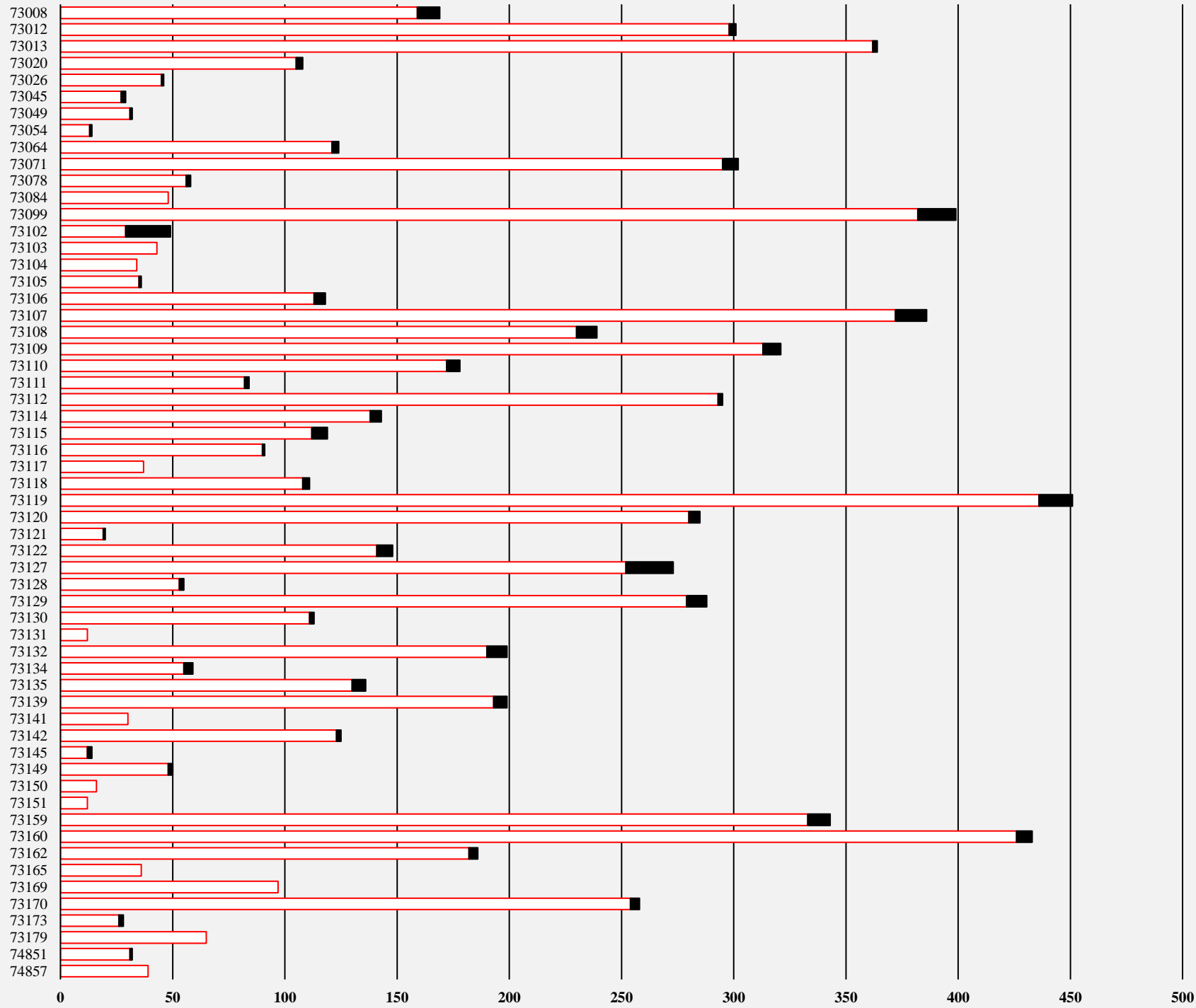


Cases Added 7/23/2020

The following Oklahoma City ZIP codes were reported to have additional new cases today, July 23, 2020:

- 73008 (10) • 73107 (14) • 73128 (2) • 74851 (1)
- 73012 (3) • 73108 (9) • 73129 (9)
- 73013 (2) • 73109 (8) • 73130 (2)
- 73020 (3) • 73110 (6) • 73132 (9)
- 73026 (1) • 73111 (2) • 73134 (4)
- 73045 (2) • 73112 (2) • 73135 (6)
- 73049 (1) • 73114 (5) • 73139 (6)
- 73054 (1) • 73115 (7) • 73142 (2)
- 73064 (3) • 73116 (1) • 73145 (2)
- 73071 (7) • 73118 (3) • 73149 (2)
- 73078 (2) • 73119 (15) • 73159 (10)
- 73099 (17) • 73120 (5) • 73160 (7)
- 73102 (20) • 73121 (1) • 73162 (4)
- 73105 (1) • 73122 (7) • 73170 (4)
- 73106 (5) • 73127 (21) • 73173 (2)

Because several ZIP codes are only partially within Oklahoma City's corporate limits, ZIP codes may reflect cases not within Oklahoma City.



# COVID-19 Oklahoma City Metro Counties Cases and Deaths Per Day

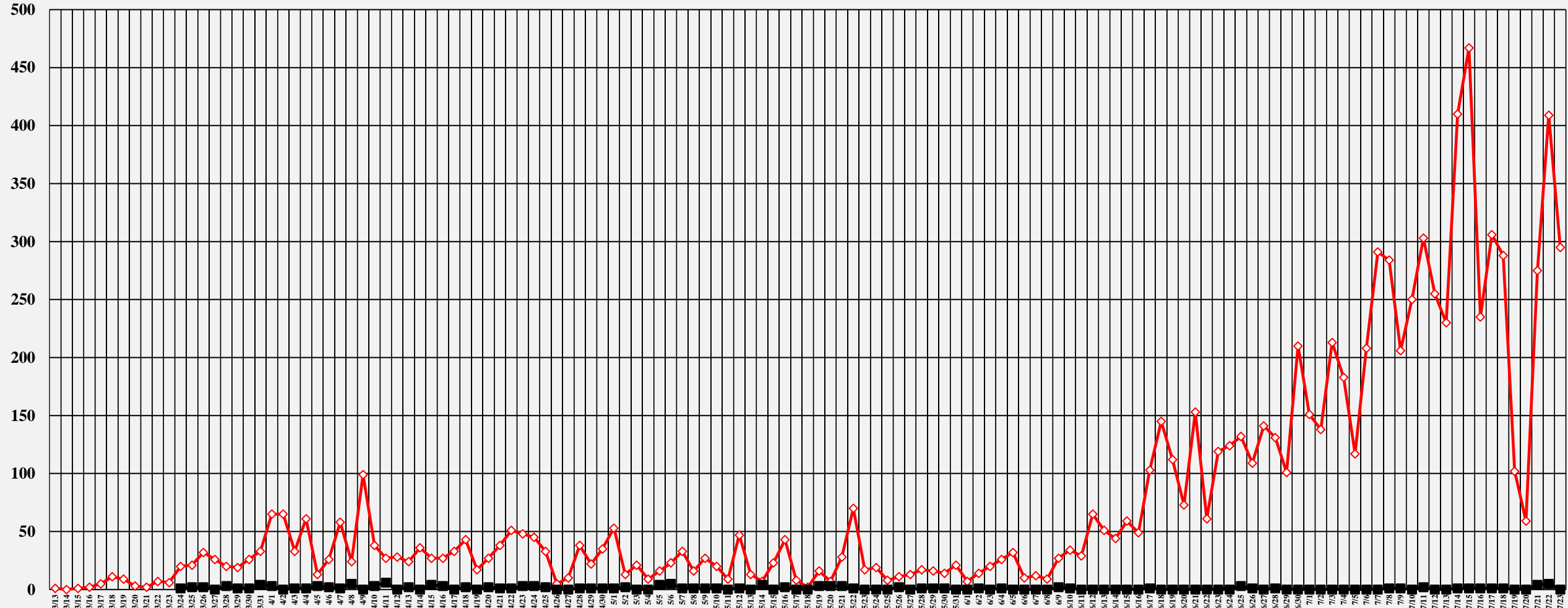
3/13 through 7/23/2020

Source: Oklahoma State Department of Health

Oklahoma City metro counties include:

- Oklahoma County
- Cleveland County
- Canadian County
- Pottawatomie County

 **Confirmed Cases Per Day**       **Deaths Per Day**





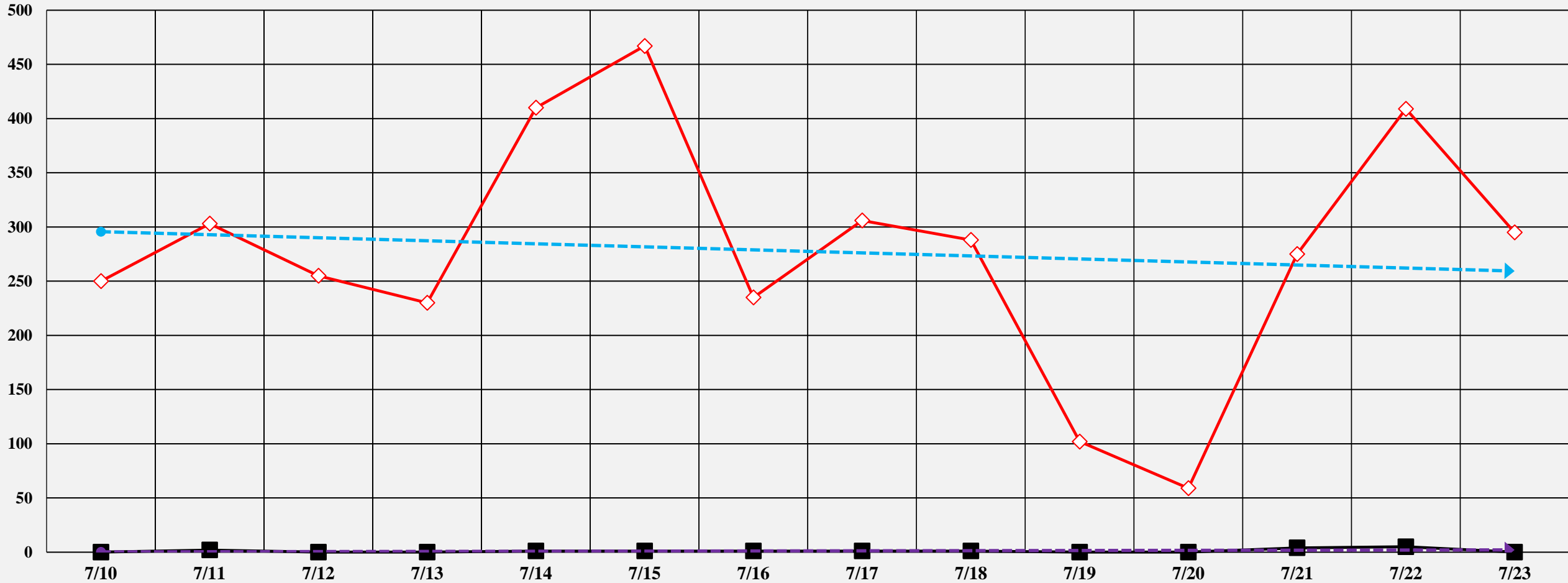
# COVID-19 Oklahoma City Metro Counties 14-Day Trends

7/10 through 7/23/2020

Source: Oklahoma State Department of Health

Oklahoma City metro counties include:

- Oklahoma County
- Cleveland County
- Canadian County
- Pottawatomie County



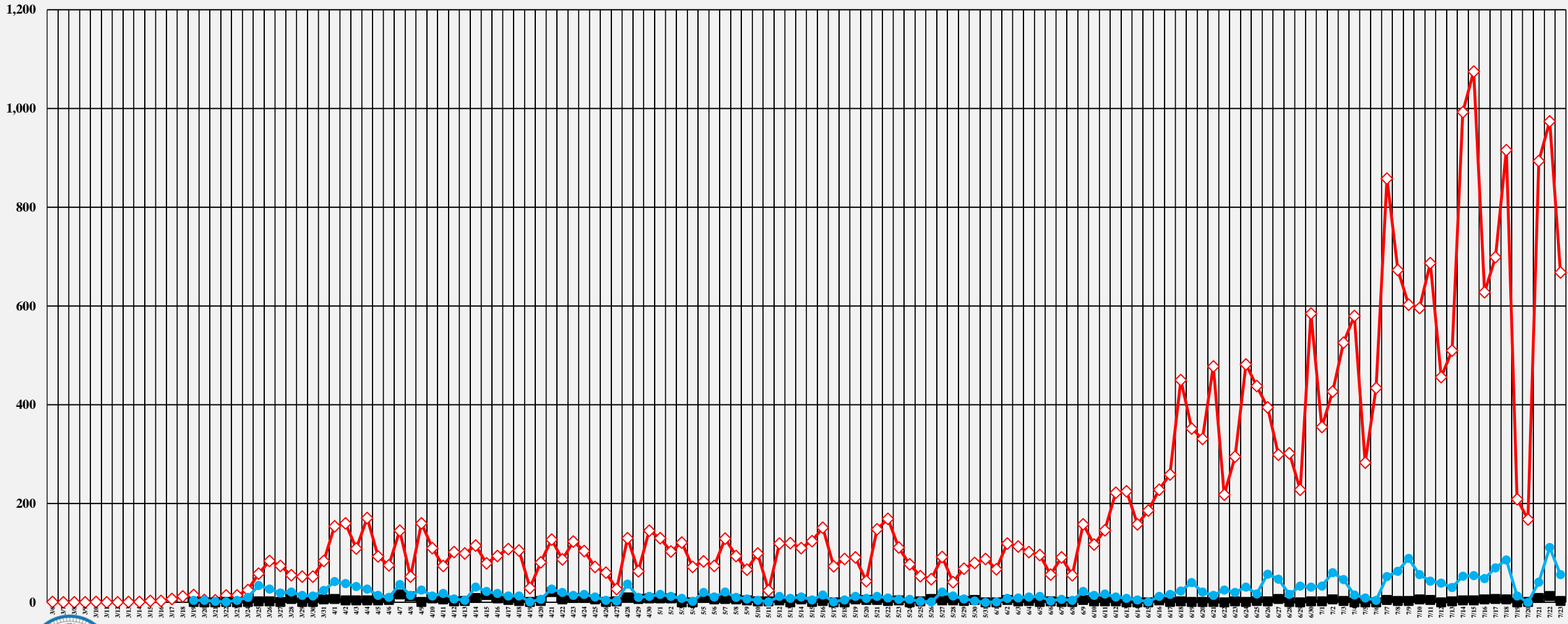
# COVID-19 Statewide Cases, Hospitalizations, and Deaths Per Day

3/6 through 7/23/2020

Source: Oklahoma State Department of Health

*This chart demonstrates cases, hospitalizations, and deaths reported daily rather than cumulative based on the Oklahoma State Health Department's daily reports.*

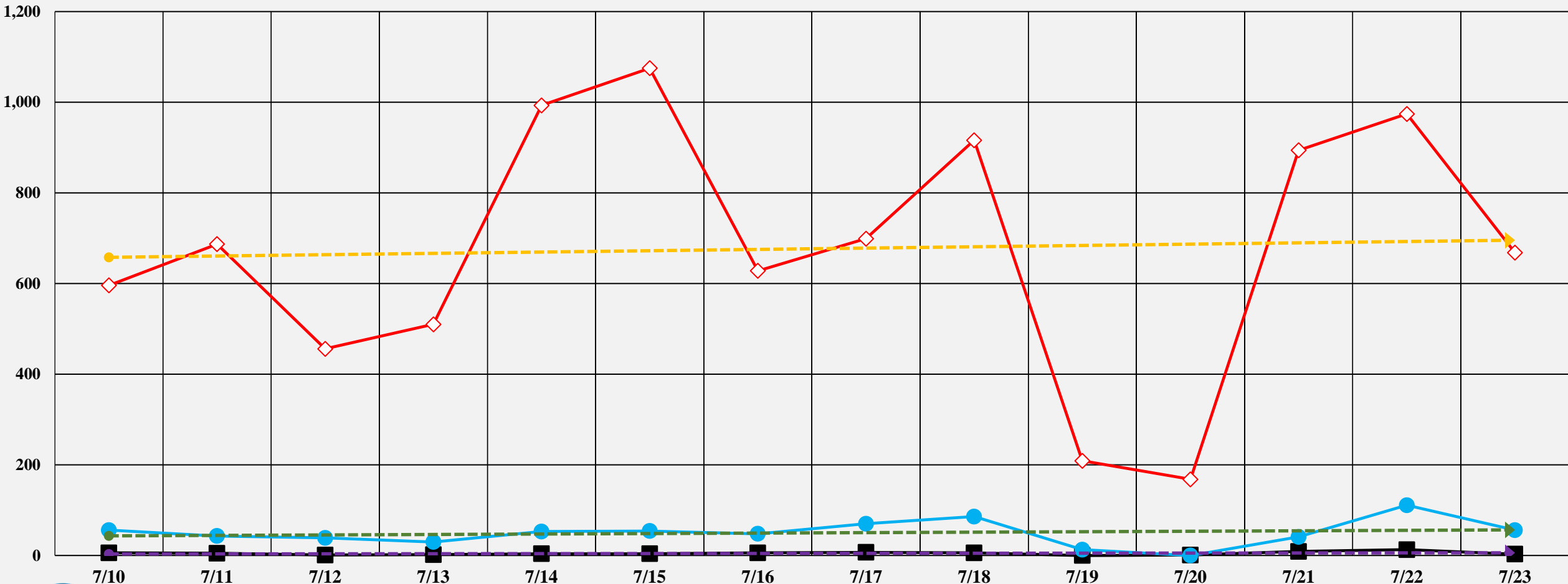
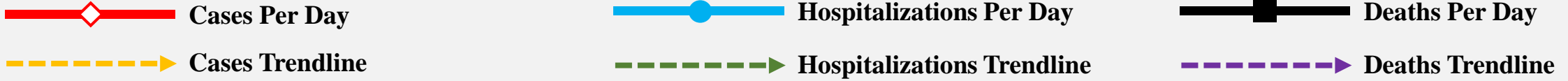
**Cases Per Day**    **Hospitalizations Per Day**    **Deaths Per Day**



# COVID-19 Statewide Cases, Hospitalizations, and Deaths 14-Day Trends

7/10 through 7/23/2020

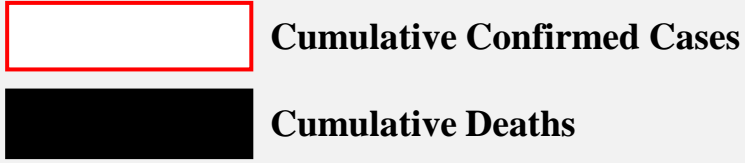
Source: Oklahoma State Department of Health



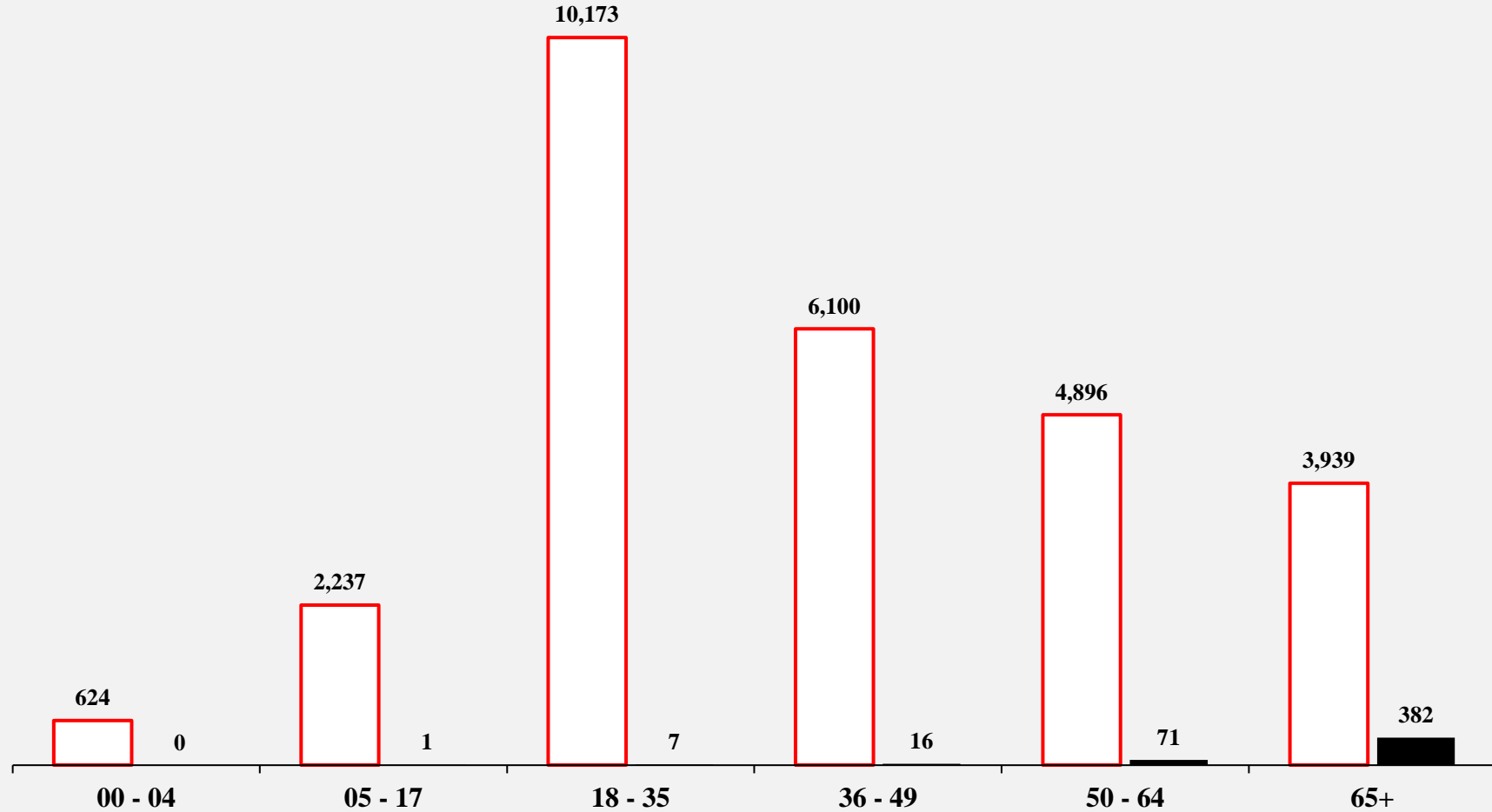
# COVID-19 Statewide Cases and Deaths by Age Cohort

As of 7/23/2020

Source: Oklahoma State Health Department



<b>Mean Age of Deceased</b>	74.8
<b>Mean Age of Confirmed Cases</b>	40.4
<b>Mean Age of Hospitalized Cases</b>	61
<b>Mean Age of Non-Hospitalized Cases</b>	38.3



# COVID-19 Cases and Deaths by Race and Ethnicity

As of 7/23/2020

Source: Oklahoma State Health Department, CDC



**Cumulative Confirmed Cases**



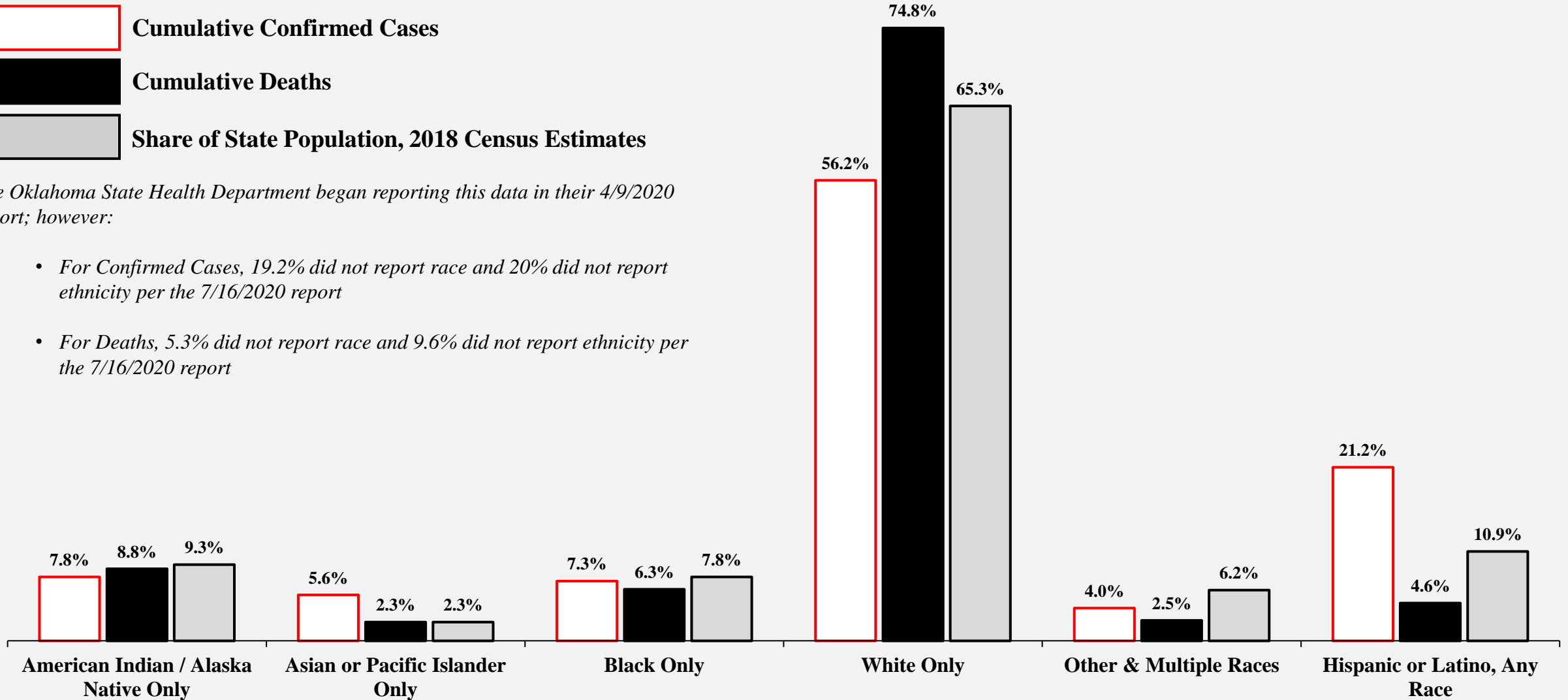
**Cumulative Deaths**



**Share of State Population, 2018 Census Estimates**

*The Oklahoma State Health Department began reporting this data in their 4/9/2020 report; however:*

- *For Confirmed Cases, 19.2% did not report race and 20% did not report ethnicity per the 7/16/2020 report*
- *For Deaths, 5.3% did not report race and 9.6% did not report ethnicity per the 7/16/2020 report*



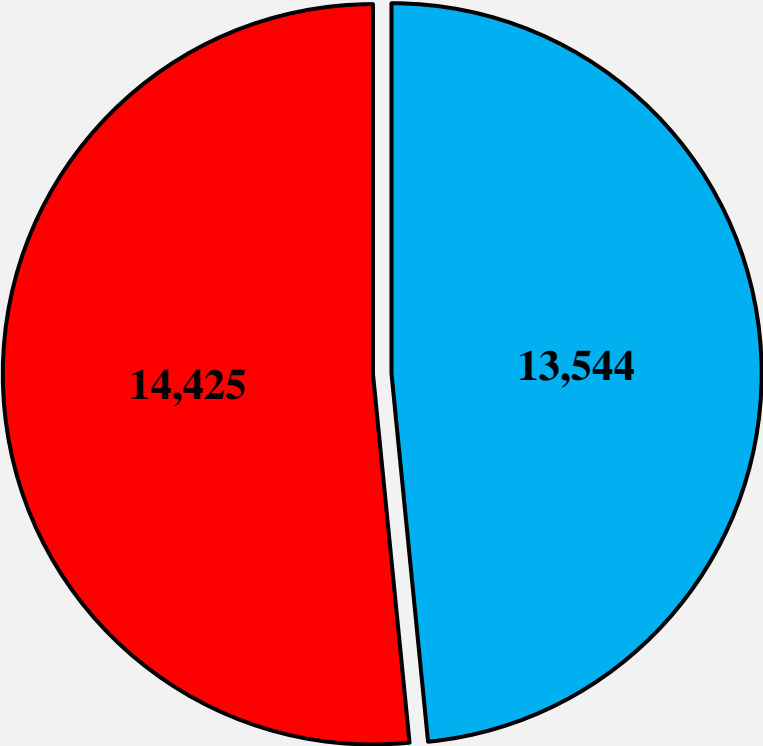
# COVID-19 Cases and Deaths by Gender

As of 7/23/2020

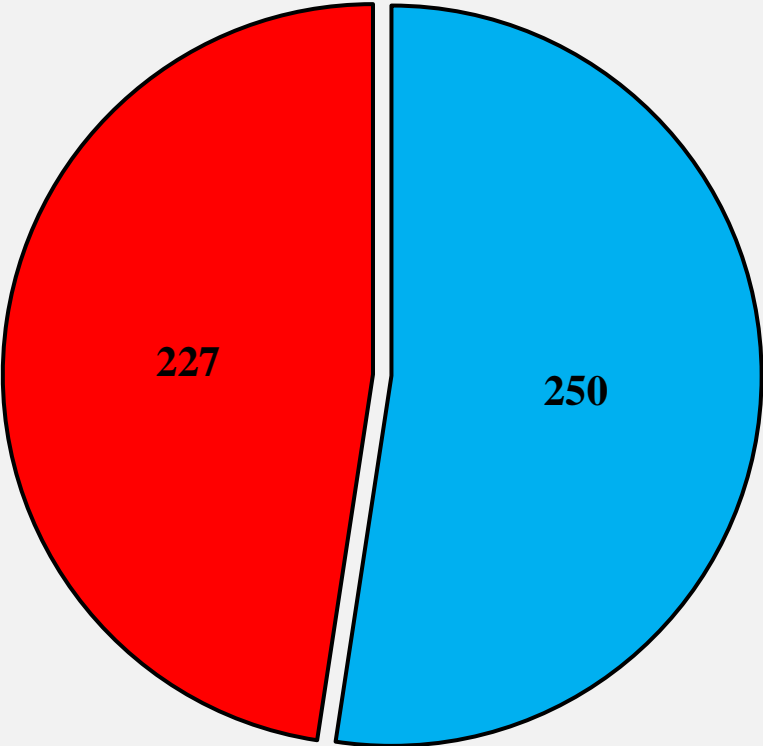
Source: Oklahoma State Health Department



### Cumulative Confirmed Cases



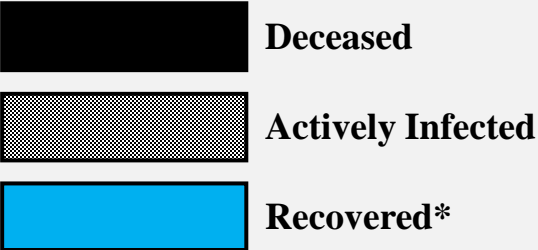
### Cumulative Deaths



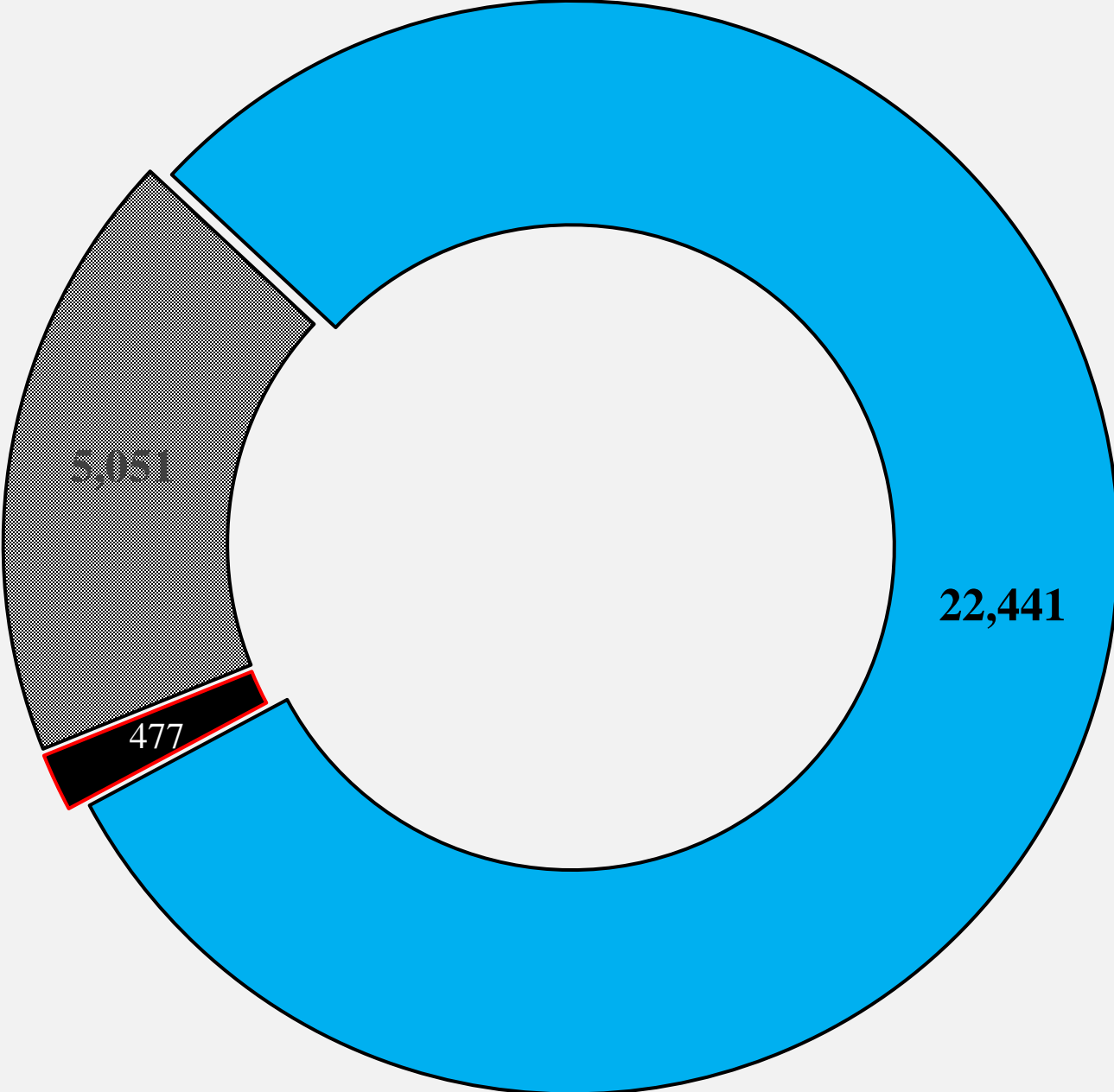
# COVID-19 Case Status Statewide

As of 7/23/2020

Source: Oklahoma State Health Department



*\*Recovered is defined by the Oklahoma State Health Department as not currently hospitalized or deceased after 14 days of onset/report.*





# COVID-19 Statewide Test Results

As of 7/23/2020

Source: Oklahoma State Health Department



**Positive for COVID-19 (6%)**


- 32,927 positive tests\*



**Negative for COVID-19 (94%)**

- 527,895 negative tests\*

*\*The Oklahoma State Health Department notes total test specimen counts may not reflect unique individuals.*



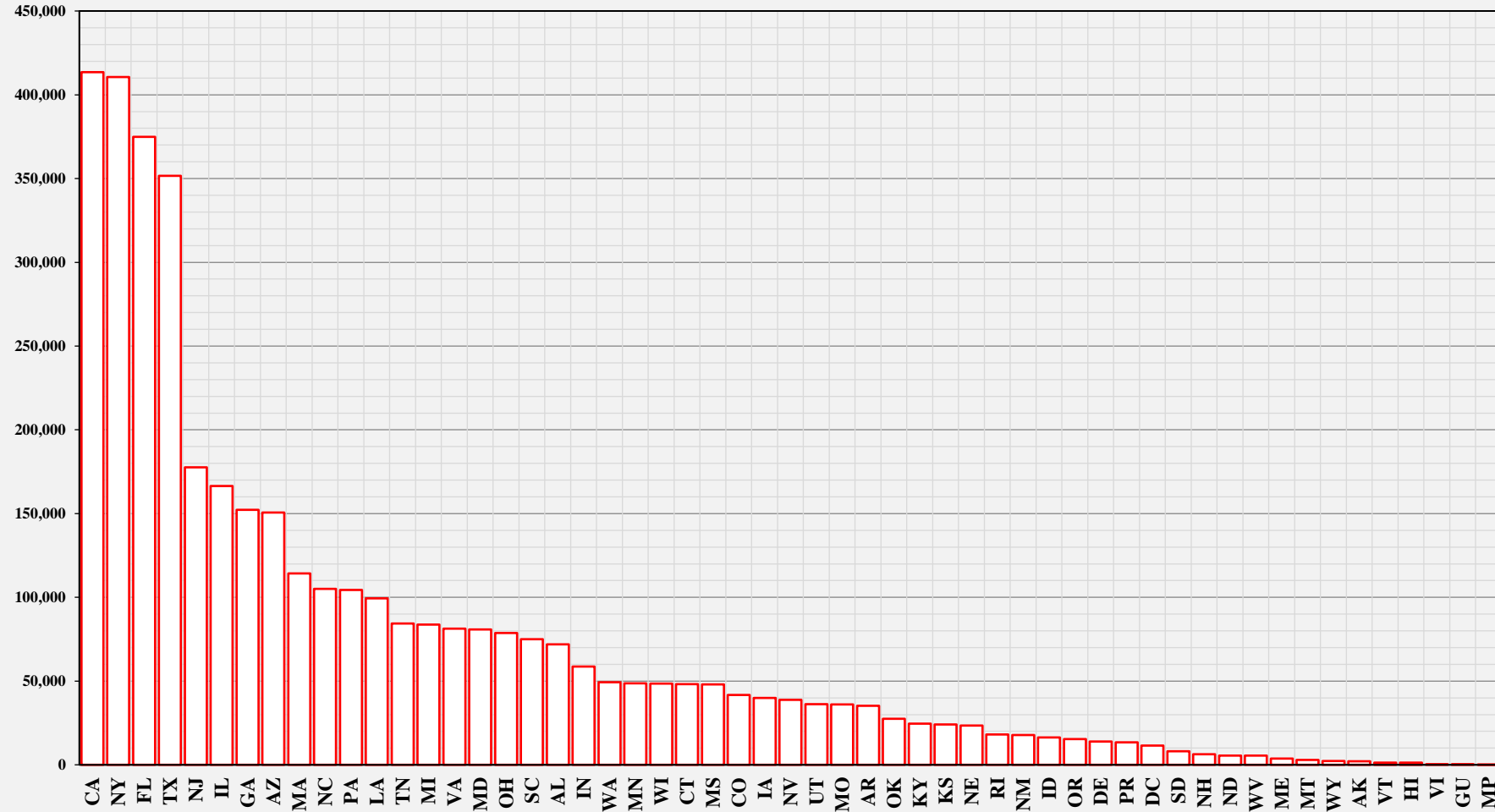
# COVID-19 Cumulative Confirmed Cases by U.S. State, Territory

1/22/2020 through 7/22/2020, as of 7/23/2020

Source: CDC



Cumulative Confirmed Cases



State	Cases
CA	413,576
NY	410,560
FL	374,920
TX	351,618
NJ	177,645
IL	166,476
GA	152,302
AZ	150,609
MA	114,320
NC	105,001
PA	104,358
LA	99,354
TN	84,417
MI	83,730
VA	81,237
MD	80,836
OH	78,742
SC	75,042
AL	71,886
IN	58,673
WA	49,247
MN	48,721
WI	48,583
CT	48,223
MS	48,053
CO	41,698
IA	40,000
NV	38,877
UT	36,254
MO	36,063

State	Cases
AR	35,246
OK	27,541
KY	24,540
KS	24,104
NE	23,486
RI	18,062
NM	17,828
ID	16,322
OR	15,394
DE	13,924
PR	13,473
DC	11,529
SD	8,077
NH	6,295
ND	5,493
WV	5,461
ME	3,737
MT	2,909
WY	2,288
AK	2,132
VT	1,366
HI	1,339
VI	336
GU	332
MP	38



# Oklahoma Statewide Unemployment Initial Claims

As of 7/23/2020

Source: U.S. Department of Labor

 Initial Claims

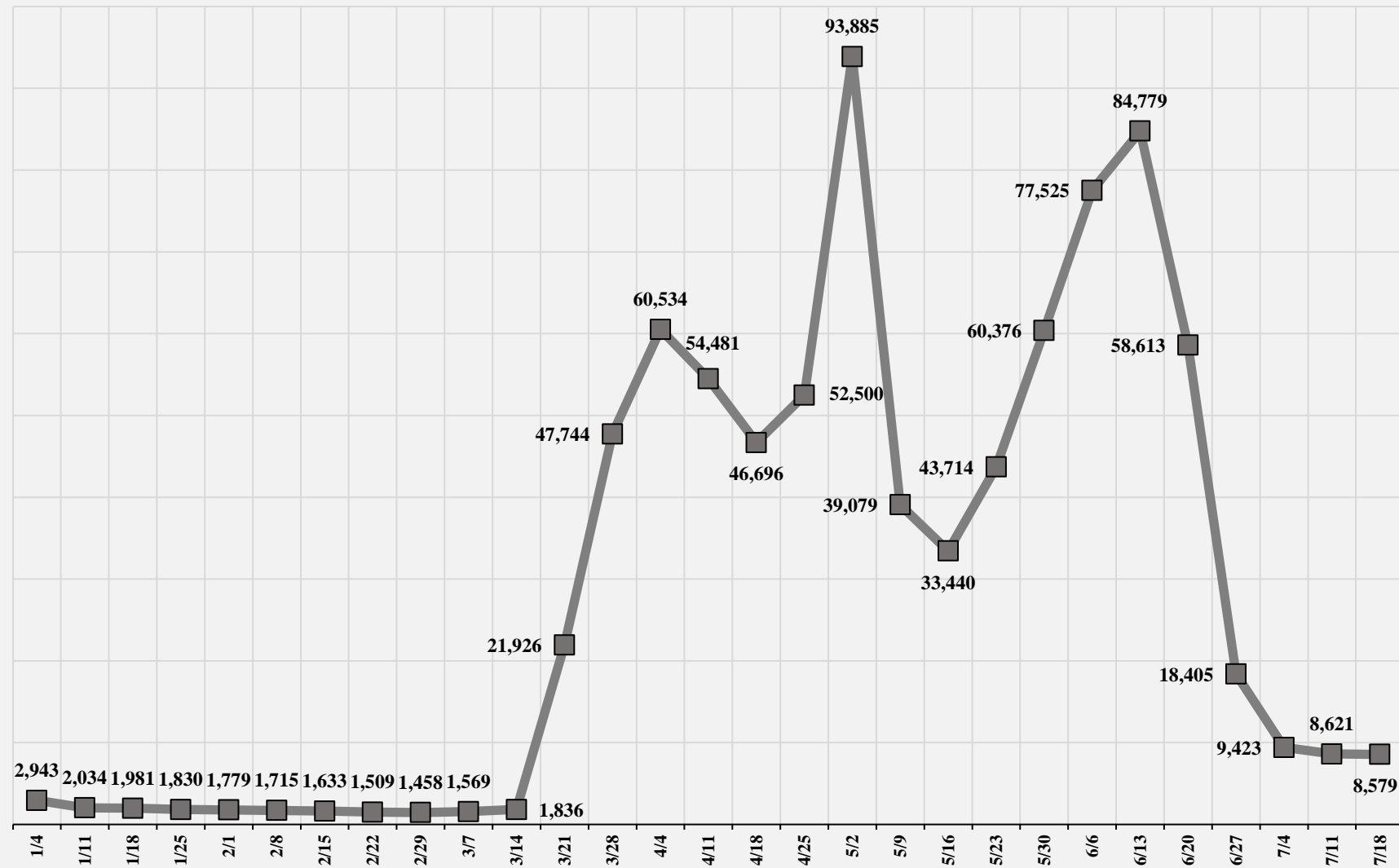
*Unemployment claims are reported on a weekly basis every Thursday by the U.S. Department of Labor.*

*New data published 7/23/2020:*

- *Reported 8,579 initial claims filed in Oklahoma during the week ending 7/18/2020*
- *Revised upwards by 1,059 claims filed during the week ending 7/11/2020*

*Each of these numbers represents the number of new unemployment claims filed in Oklahoma each week; they are **not** cumulative. When weekly data is released, prior week data is subject to revision by the U.S. Department of Labor.*

*The data used here is not seasonally adjusted.*



*Note: Oklahoma’s unemployment system has seen a large but still unclear quantity of fraudulent claims. The Oklahoma Employment Security Commission (OESC) and their benefits distribution contractor were reported to have [“identified about 70,000 claims as being fraudulent.”](#) On Monday, June 22<sup>nd</sup>, the OESC interim director stated since March 1<sup>st</sup>, [“about 64,000 claims,”](#) or about 10% of all claims statewide, were identified as potential fraud and stopped; prior stories reported [“100,000 have been viewed as fraudulent”](#) with [“nearly 15,000 fictitious claims”](#) linked to [“a well-organized Nigerian fraud ring.”](#) The Oklahoma Employment Security Commission [has set-up a website](#) solely for the purpose of intaking reports of unemployment fraud.*

## *Oklahoma City Office of Emergency Management*

- [Prepare OKC](#)
- [Oklahoma City Accessible Hazard Alert System](#)
  - Oklahoma City is partnering with Deaf Link to provide the Accessible Hazard Alert System (AHAS) which will send accessible alert messages to registered subscribers who are Deaf, Blind, Hard of Hearing, or Deaf/Blind before, during, and after an emergency or disaster in Oklahoma City.
- Social Media
  - [Twitter](#)
  - [Facebook](#)
- Contact
  - (405) – 605 – 8200
  - [OKCEM@okc.gov](mailto:OKCEM@okc.gov)