



COVID-19: Oklahoma City Weekly Data Report

Thursday, August 13, 2020



Data and Information Sources

Oklahoma State Department of Health

- Daily Situation Updates
 - [August 7, 2020](#)
 - [August 10, 2020](#)
 - [August 11, 2020](#)
 - [August 12, 2020](#)
 - [August 13, 2020](#)
- Executive Order Reports
 - [August 7, 2020](#)
 - [August 10, 2020](#)
 - [August 11, 2020](#)
 - [August 12, 2020](#)
 - [August 13, 2020](#)
- [Coronavirus Disease 2019 Status Dashboard](#)

U.S. Centers for Disease Control and Prevention (CDC)

- [States Reporting Cases of COVID-19 to CDC](#)

U.S. Department of Labor

- [Office of Unemployment Insurance Weekly Claims Reports](#)


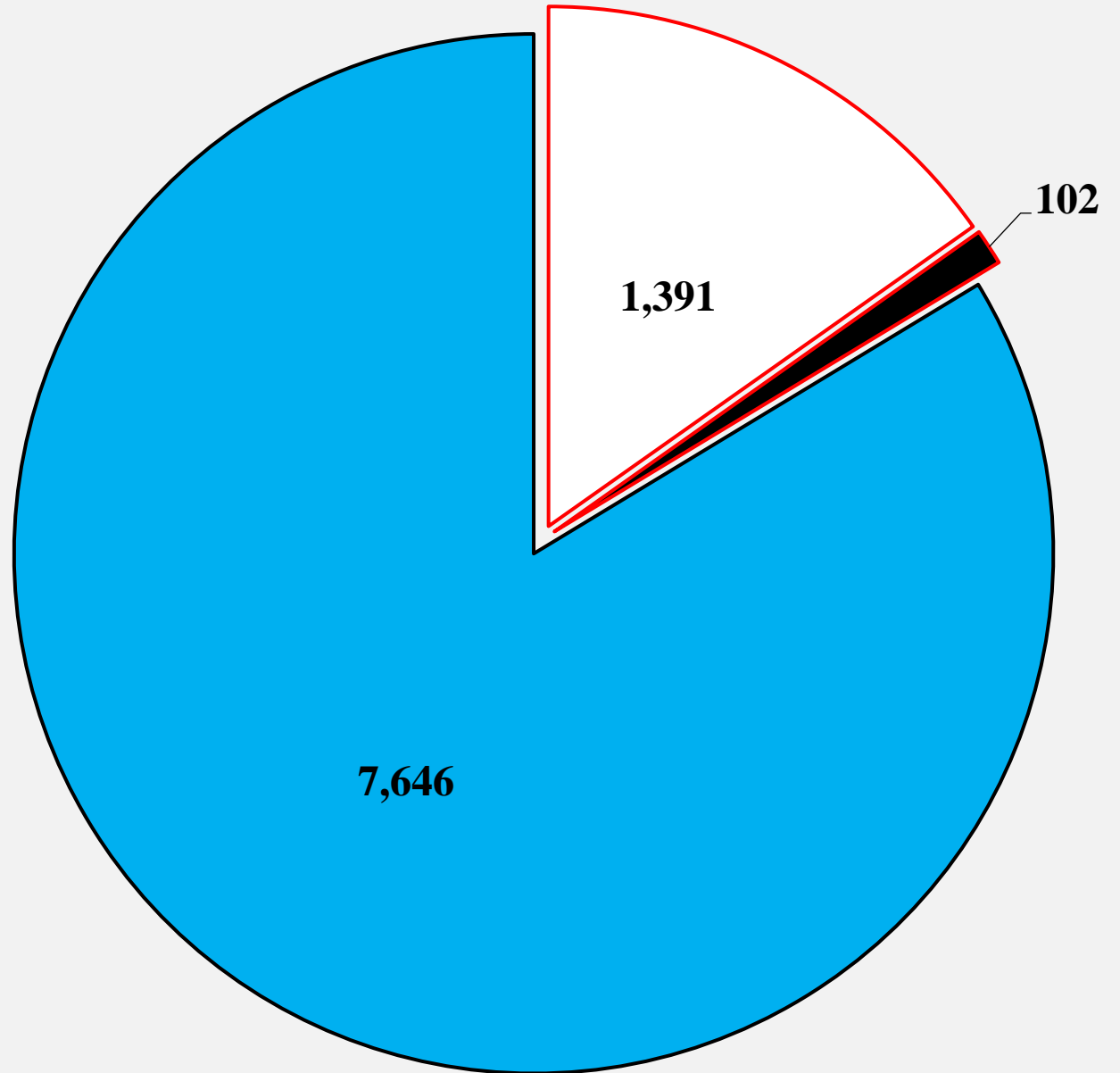


COVID-19 Oklahoma City Case Status

As of 8/13/2020

Source: Oklahoma State Department of Health

Oklahoma City	
New Cases Today	166
New Deaths Today	1
New Recoveries Today	133
Total Cumulative Cases	9,139
Total Cumulative Deaths	102
Total Cumulative Recoveries	7,646
Citywide Case Fatality Rate (CFR)	1.11%
Citywide Recovery Rate	83.66%
Oklahoma City Share of Statewide Cases	19.82%

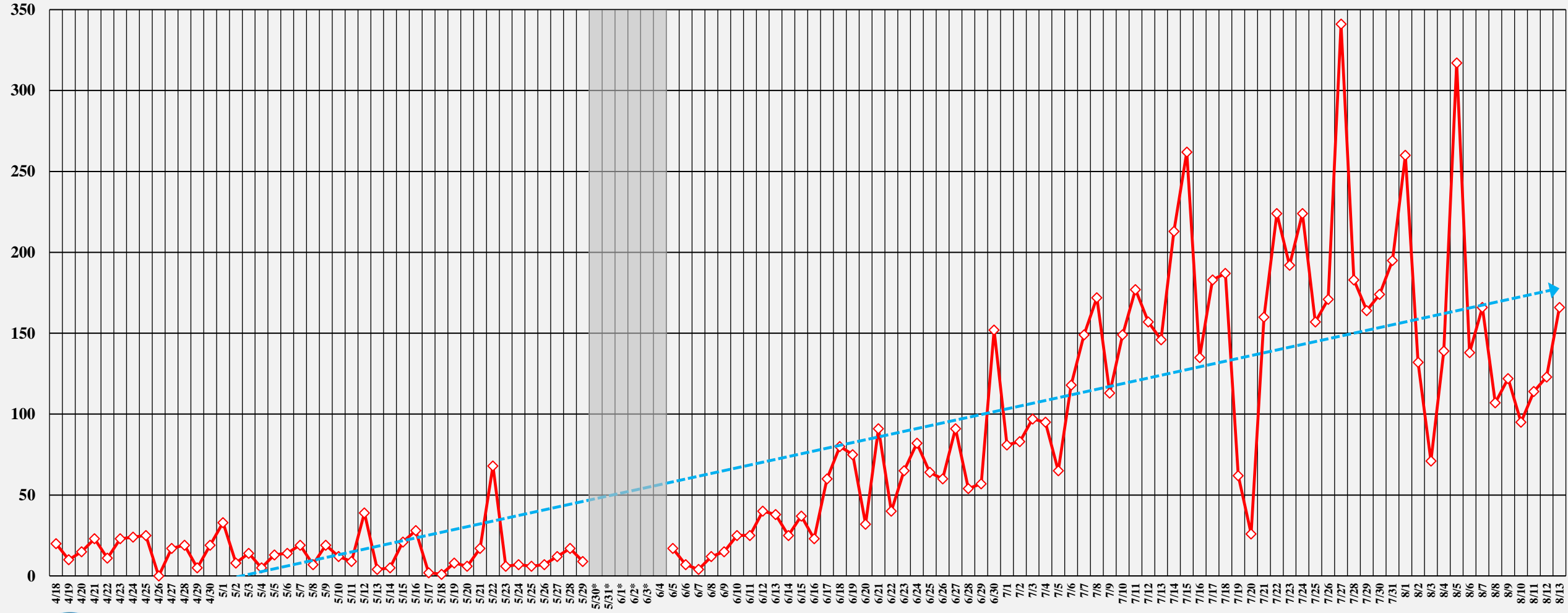


COVID-19 Oklahoma City Cases Per Day

4/18 through 8/13/2020

Source: Oklahoma State Department of Health

 **Confirmed Cases Per Day**
 **Cases Trendline**



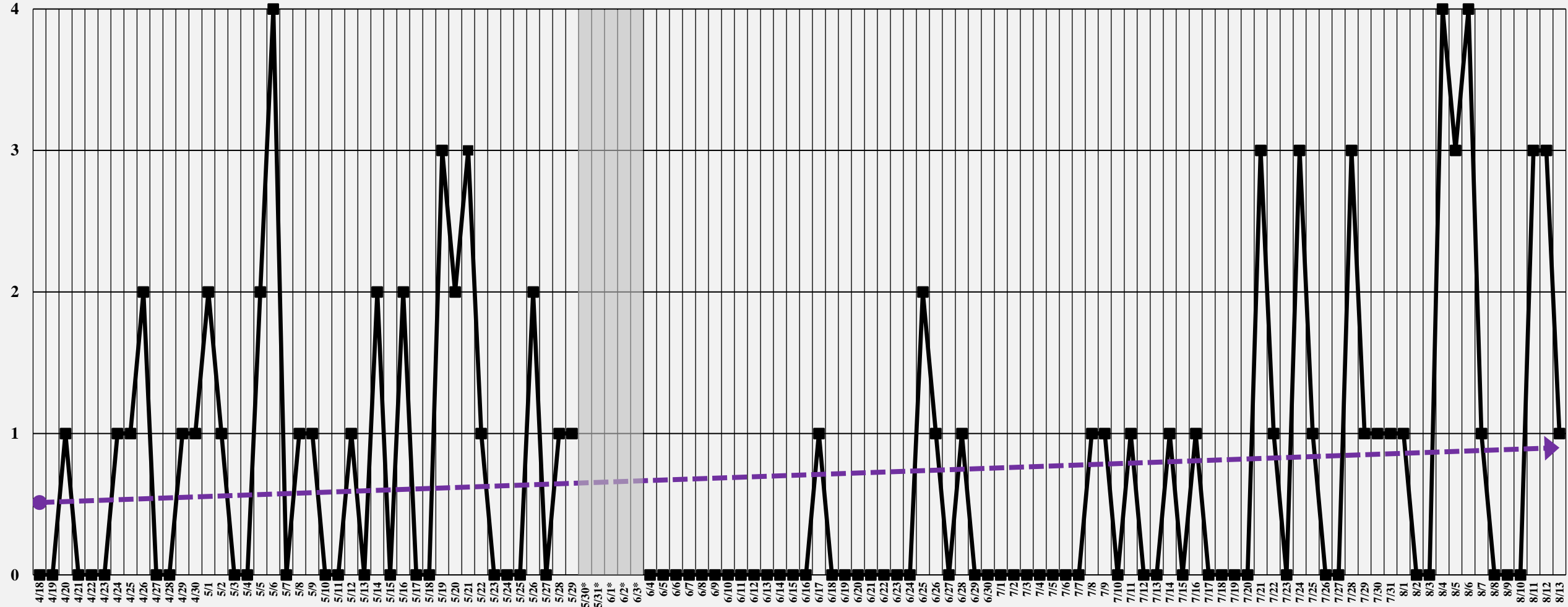
**No local data published 5/30 through 6/3*

COVID-19 Oklahoma City Deaths Per Day

4/18 through 8/13/2020

Source: Oklahoma State Department of Health

—■— Deaths Per Day
- - - -> Deaths Trendline




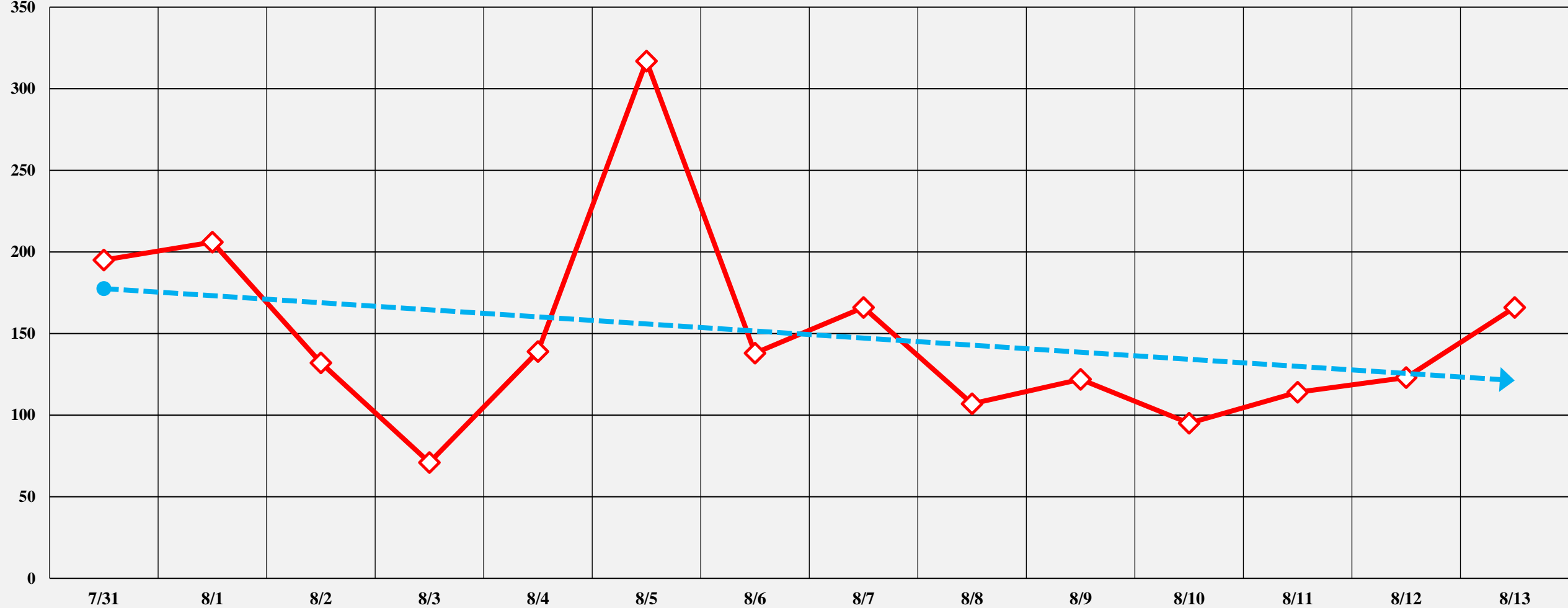
*No local data published 5/30 through 6/3

COVID-19 Oklahoma City Cases 14-Day Trends

7/31 through 8/13/2020

Source: Oklahoma State Department of Health

 **Confirmed Cases Per Day**
 **Cases Trendline**

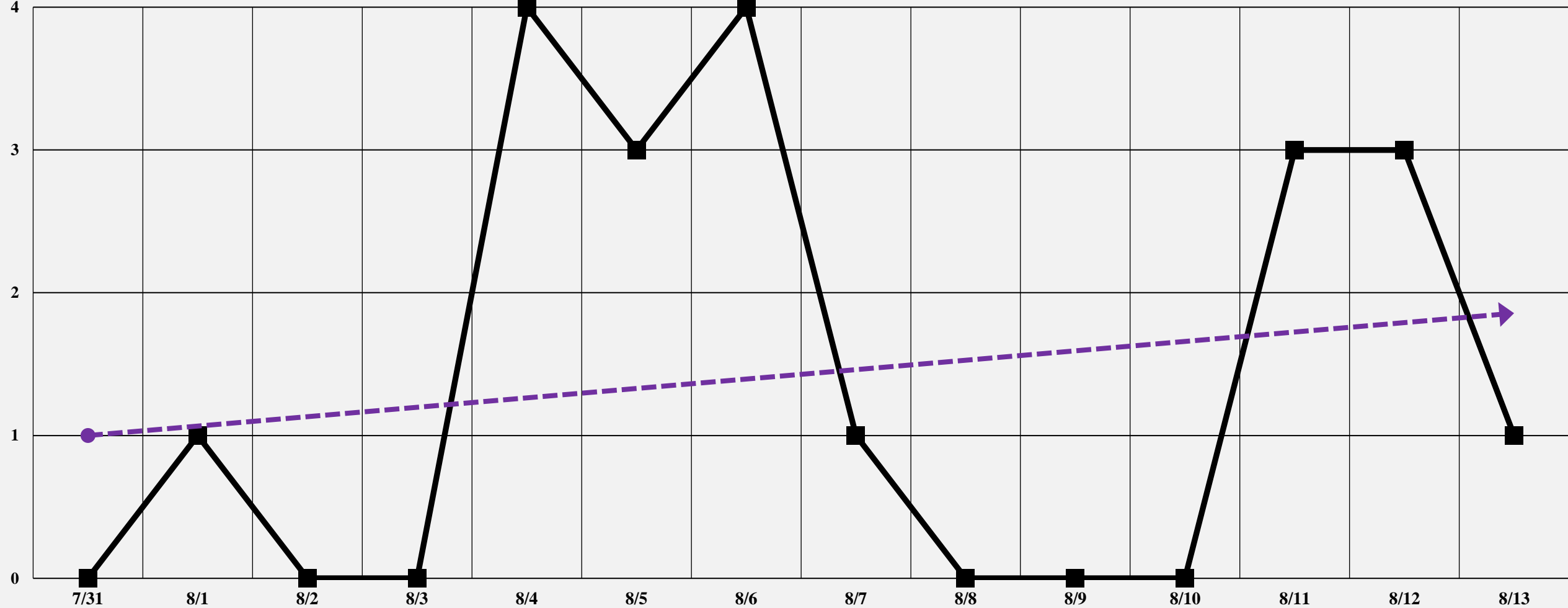


COVID-19 Oklahoma City Deaths 14-Day Trends

7/31 through 8/13/2020

Source: Oklahoma State Department of Health

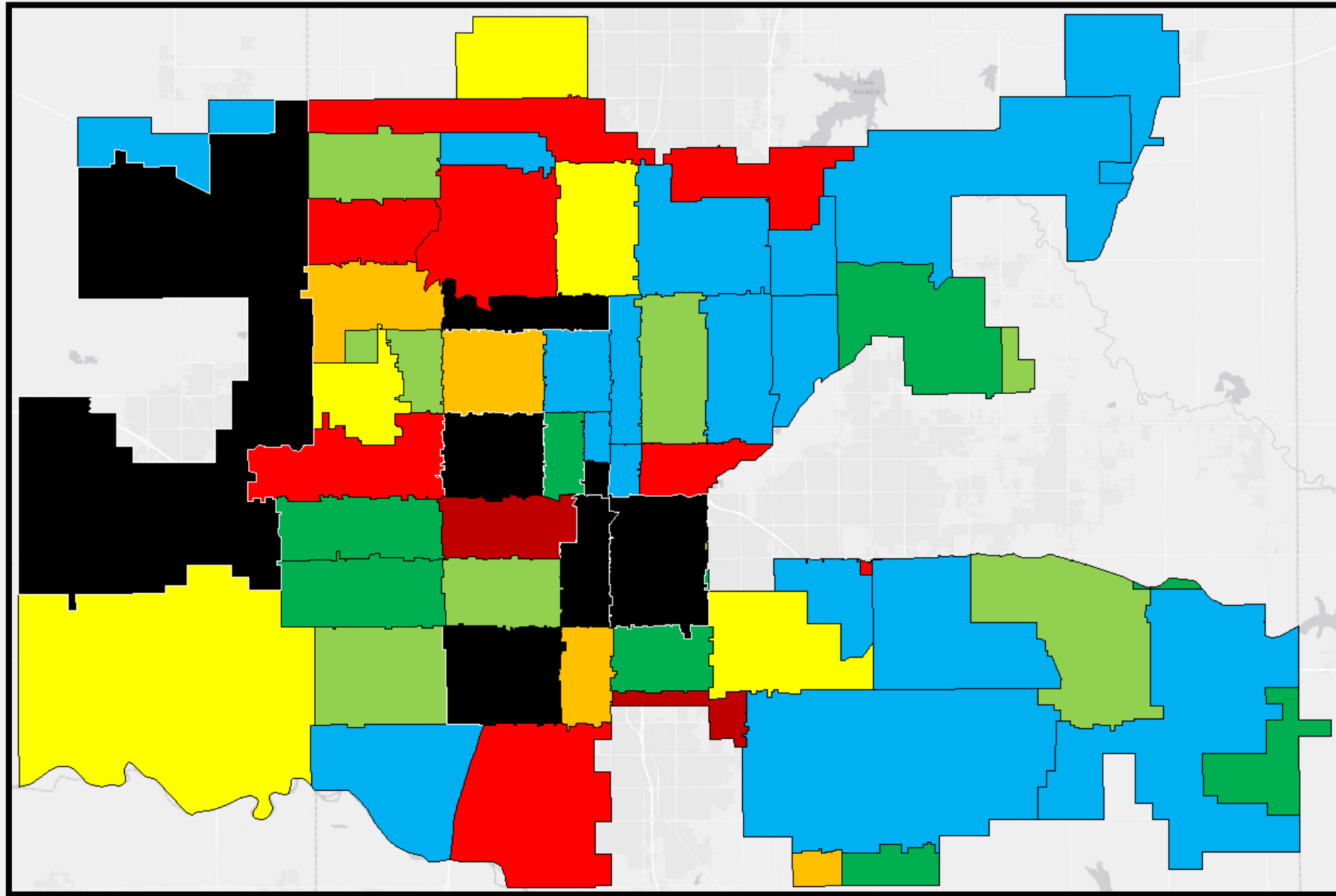

Deaths Per Day
Deaths Trendline



COVID-19 Active Cases by Oklahoma City ZIP

As of 8/13/2020

Source: Oklahoma State Health Department



Active case totals represent those within the whole of the ZIP code. Because several ZIP codes are only partially within Oklahoma City's corporate limits, outlying ZIP codes may not reflect cases within Oklahoma City.

Active cases are determined by subtracting recoveries and deaths from cumulative cases per ZIP code.



The City of
OKLAHOMA CITY
Office of Emergency Management

COVID-19 Cumulative Cases and New Cases by Oklahoma City ZIP

As of 8/13/2020

Source: Oklahoma State Health Department

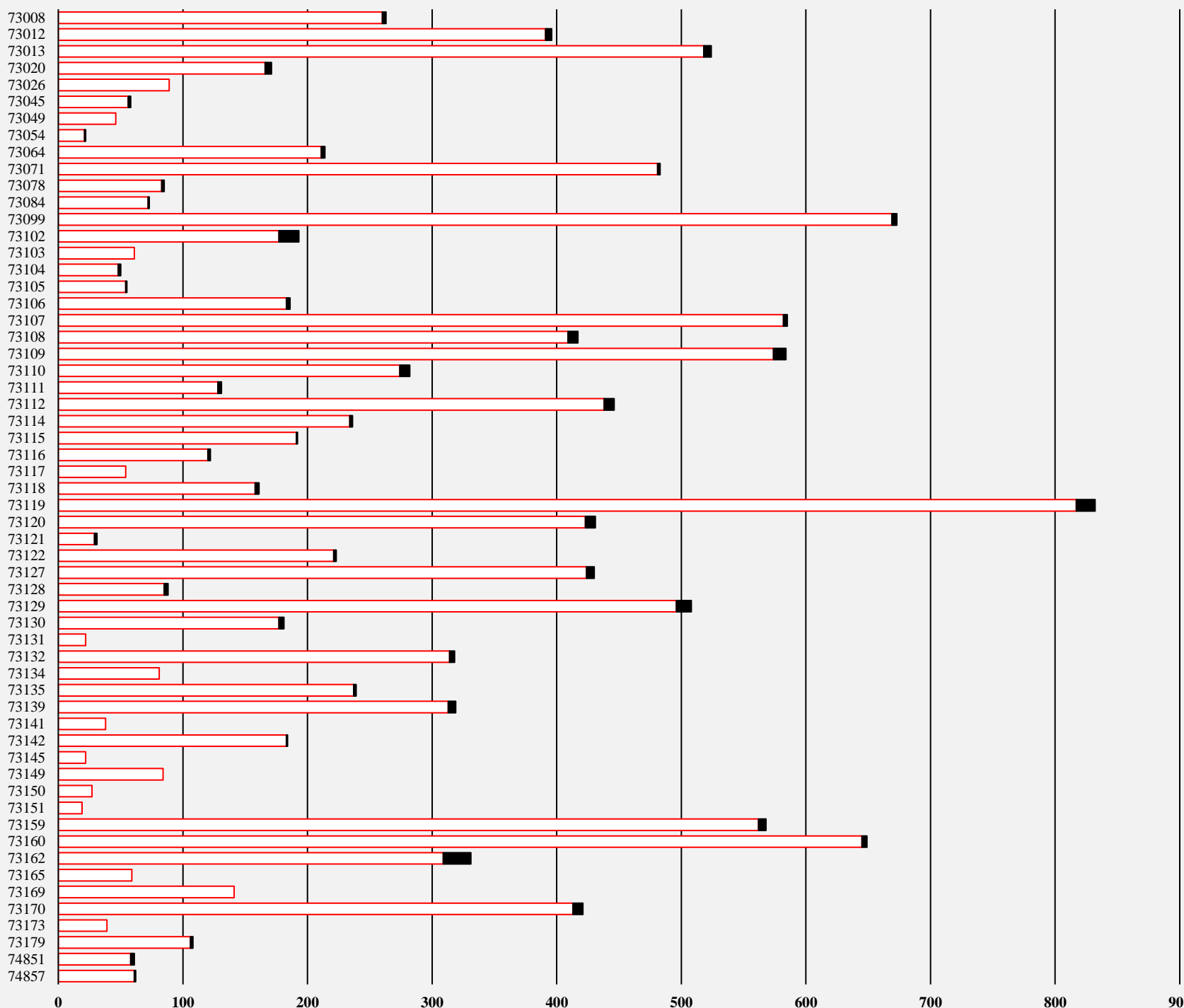
 Cumulative Cases Reported

 Cases Added 8/13/2020

The following Oklahoma City ZIP codes were reported to have additional new cases today, August 13, 2020:

- 73008 (3) • 73107 (3) • 73128 (3)
- 73012 (5) • 73108 (8) • 73129 (12)
- 73013 (6) • 73109 (10) • 73130 (4)
- 73020 (5) • 73110 (8) • 73132 (4)
- 73045 (2) • 73111 (3) • 73135 (2)
- 73054 (1) • 73112 (8) • 73139 (6)
- 73064 (3) • 73114 (2) • 73142 (1)
- 73071 (2) • 73115 (1) • 73159 (6)
- 73078 (2) • 73116 (2) • 73160 (4)
- 73084 (1) • 73118 (3) • 73162 (22)
- 73099 (4) • 73119 (15) • 73170 (8)
- 73102 (16) • 73120 (8) • 73179 (2)
- 73104 (2) • 73121 (2) • 74851 (3)
- 73105 (1) • 73122 (2) • 74857 (1)
- 73106 (3) • 73127 (6)

Because several ZIP codes are only partially within Oklahoma City's corporate limits, ZIP codes may reflect cases not within Oklahoma City.



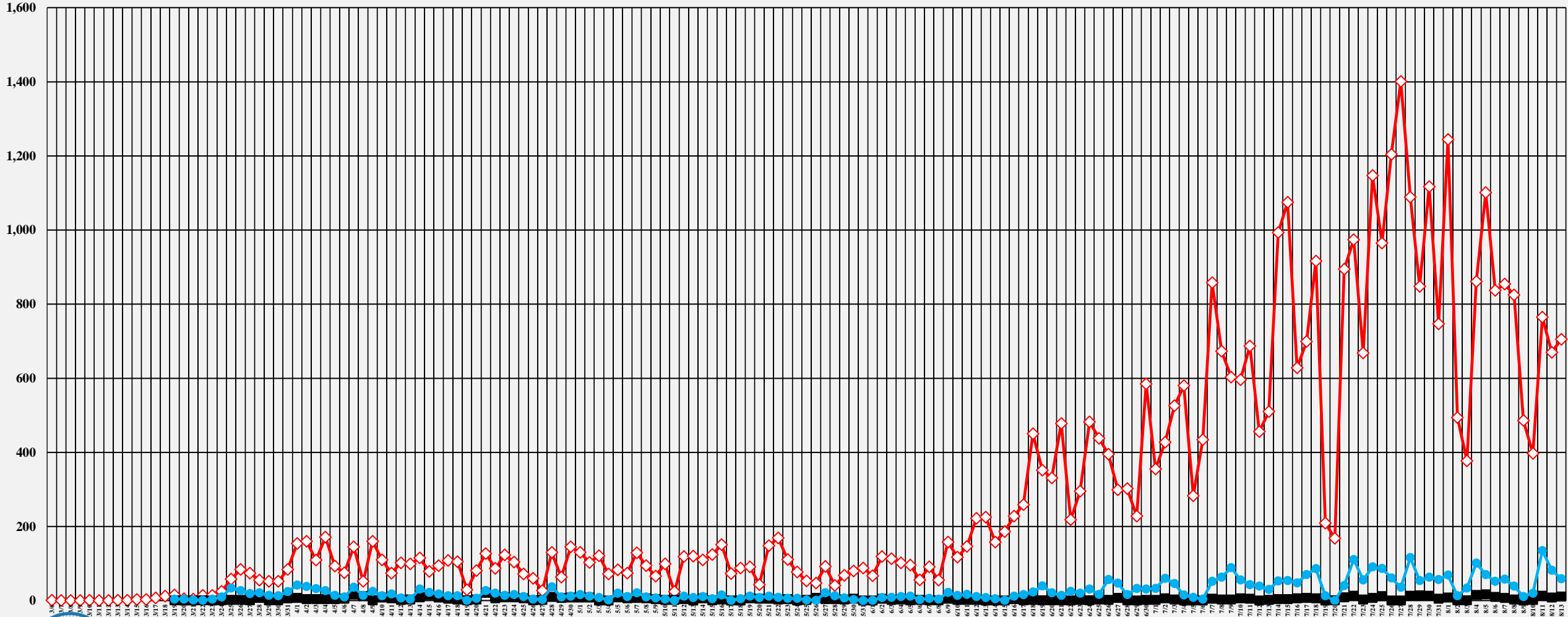
COVID-19 Statewide Cases, Hospitalizations, and Deaths Per Day

3/6 through 8/13/2020

Source: Oklahoma State Department of Health

This chart demonstrates cases, hospitalizations, and deaths reported daily rather than cumulative based on the Oklahoma State Health Department's daily reports.

Cases Per Day **Hospitalizations Per Day** **Deaths Per Day**

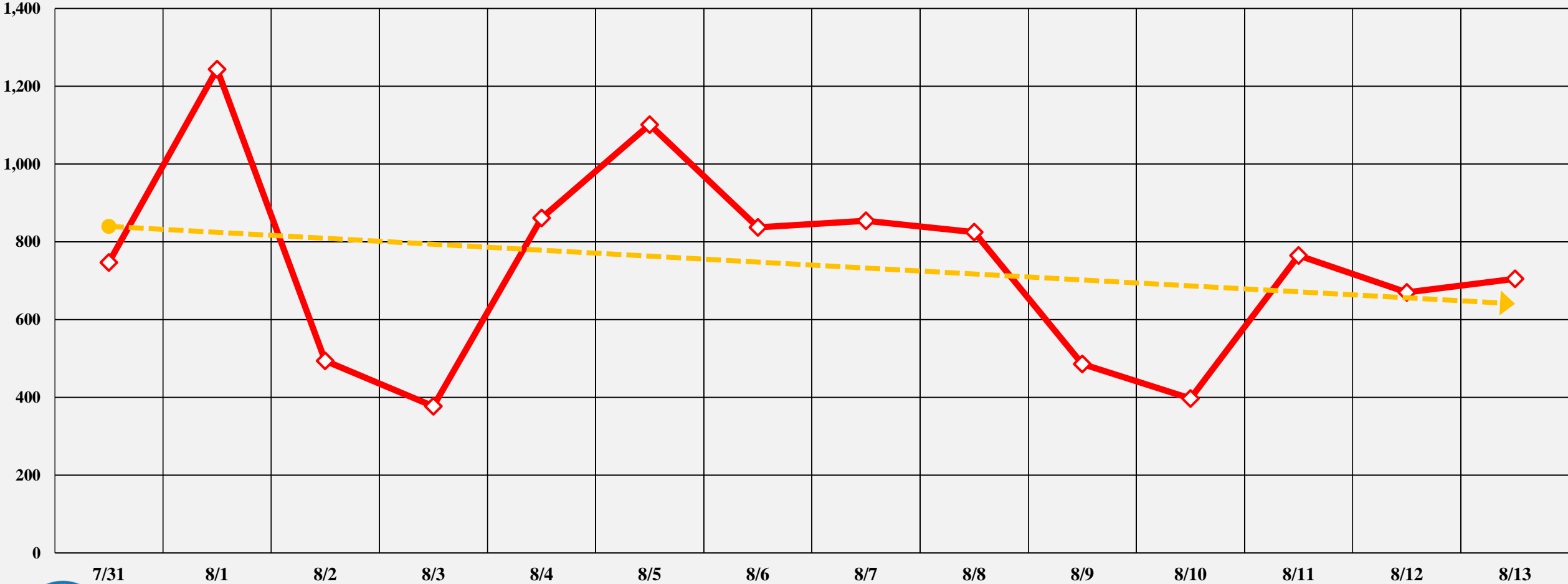


COVID-19 Statewide Cases 14-Day Trends

7/31 through 8/13/2020

Source: Oklahoma State Department of Health

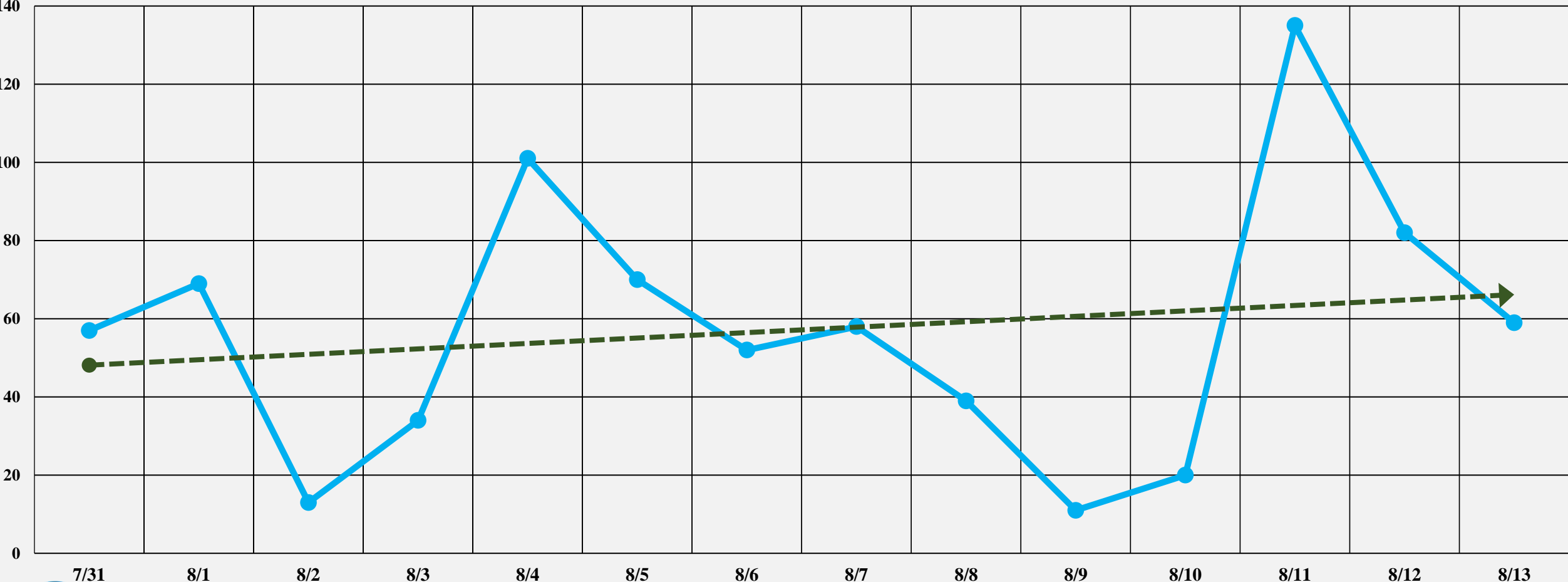
 **Cases Per Day**
 **Cases Trendline**



COVID-19 Statewide Hospitalizations 14-Day Trends

7/31 through 8/13/2020

Source: Oklahoma State Department of Health



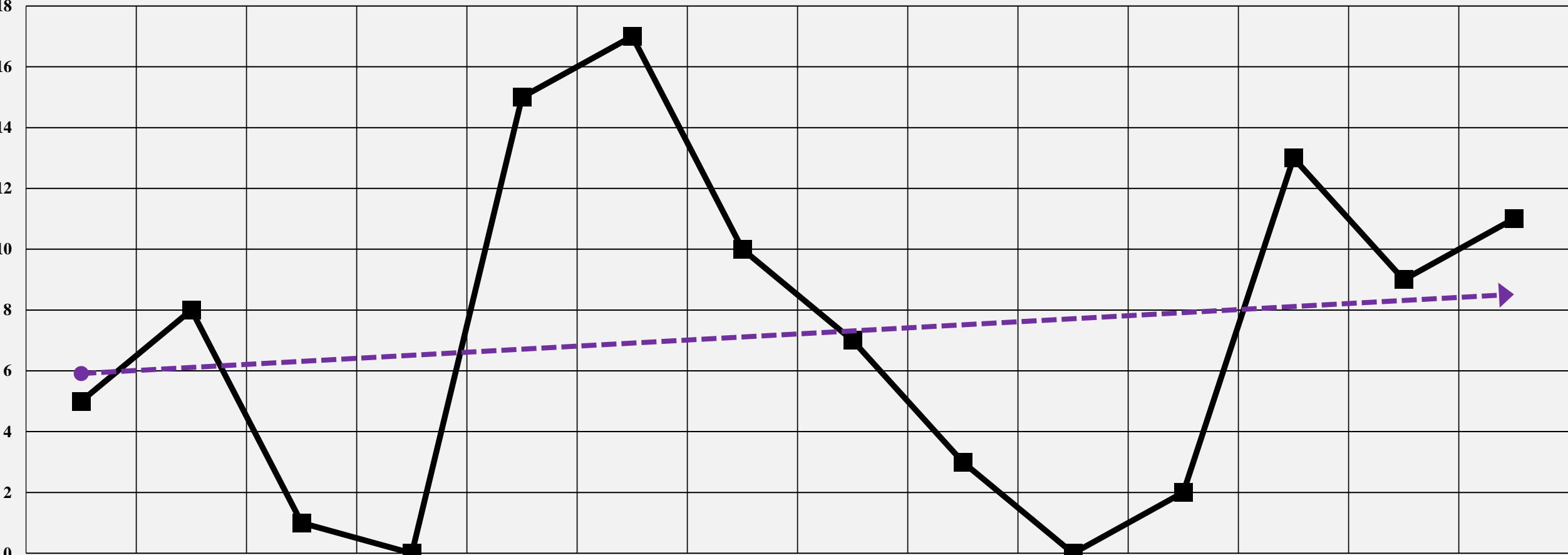
COVID-19 Statewide Deaths 14-Day Trends

7/31 through 8/13/2020

Source: Oklahoma State Department of Health

Deaths Per Day

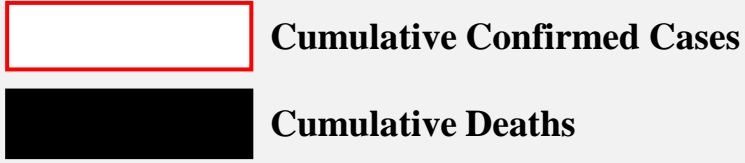
Deaths Trendline



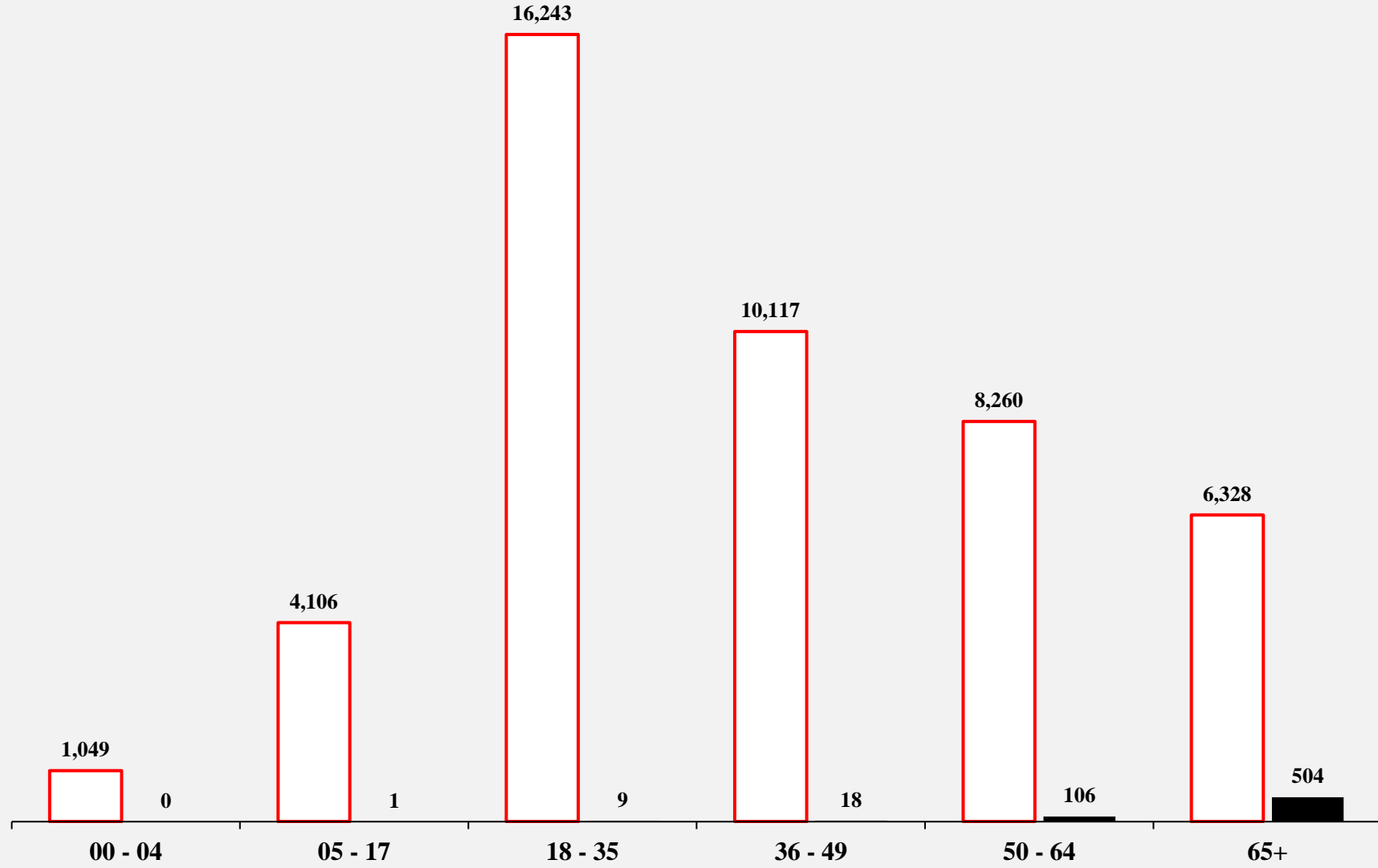
COVID-19 Statewide Cases and Deaths by Age Cohort

As of 8/13/2020

Source: Oklahoma State Health Department



Mean Age of Deceased	74.4
Mean Age of Confirmed Cases	40.1
Mean Age of Hospitalized Cases	60.4
Mean Age of Non-Hospitalized Cases	38.3



COVID-19 Cases and Deaths by Race and Ethnicity

As of 8/13/2020

Source: Oklahoma State Health Department, CDC



Cumulative Confirmed Cases



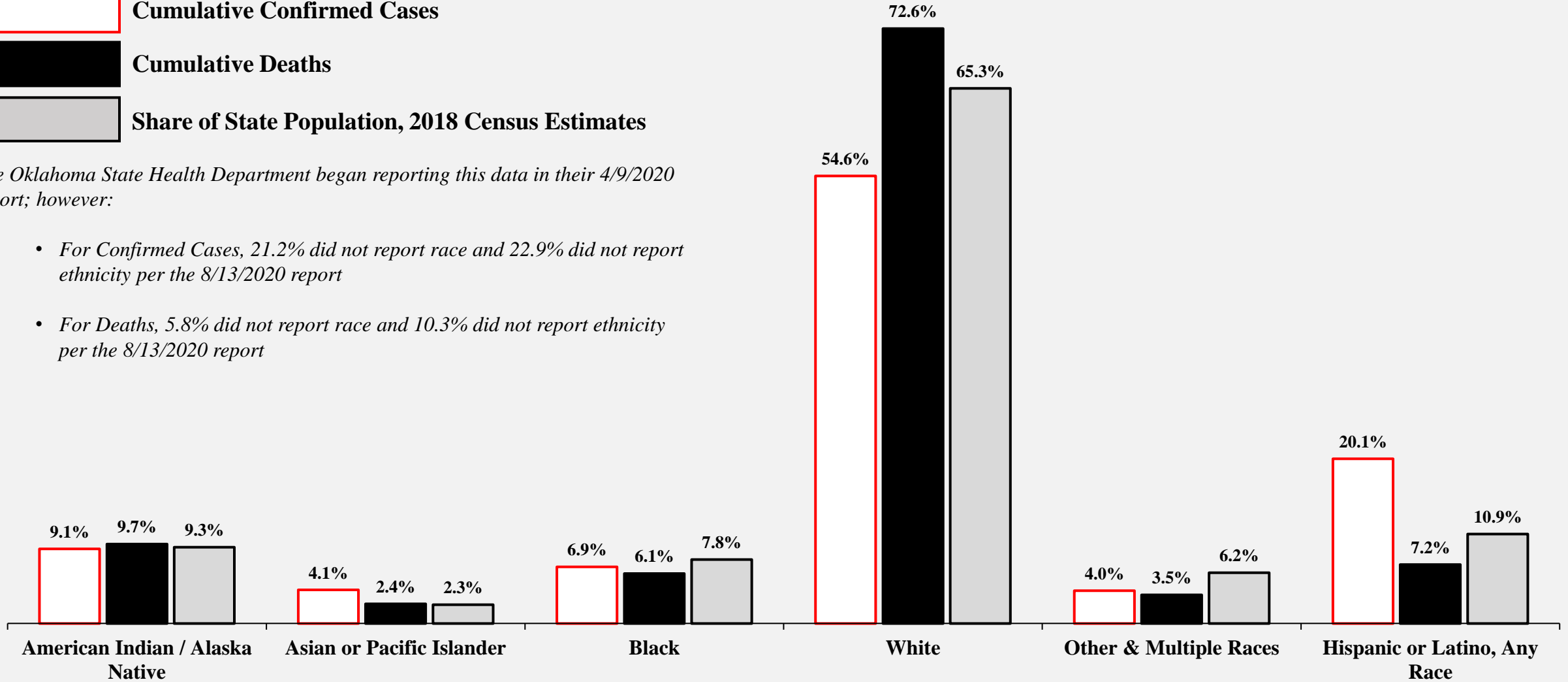
Cumulative Deaths



Share of State Population, 2018 Census Estimates

The Oklahoma State Health Department began reporting this data in their 4/9/2020 report; however:

- *For Confirmed Cases, 21.2% did not report race and 22.9% did not report ethnicity per the 8/13/2020 report*
- *For Deaths, 5.8% did not report race and 10.3% did not report ethnicity per the 8/13/2020 report*



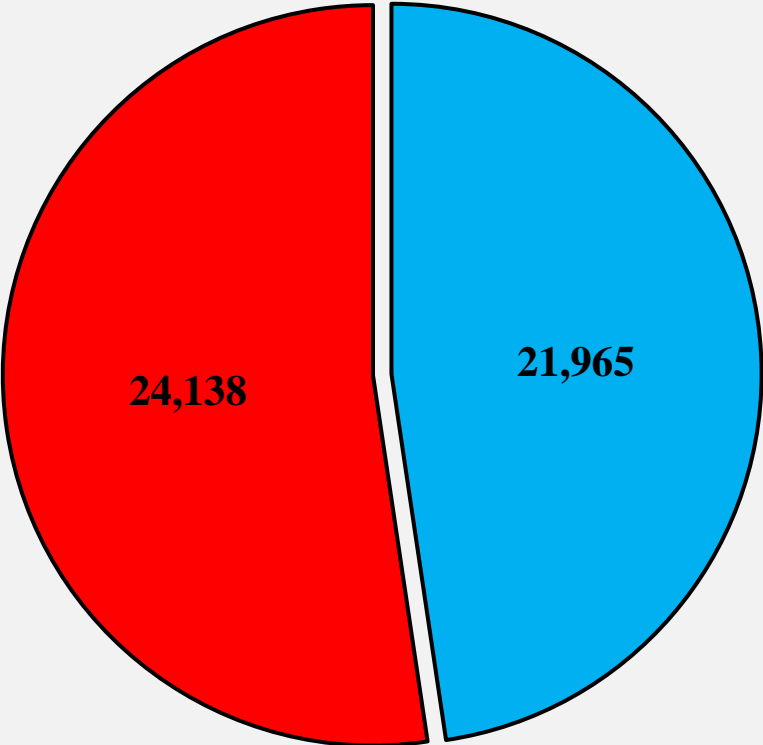
COVID-19 Cases and Deaths by Gender

As of 8/13/2020

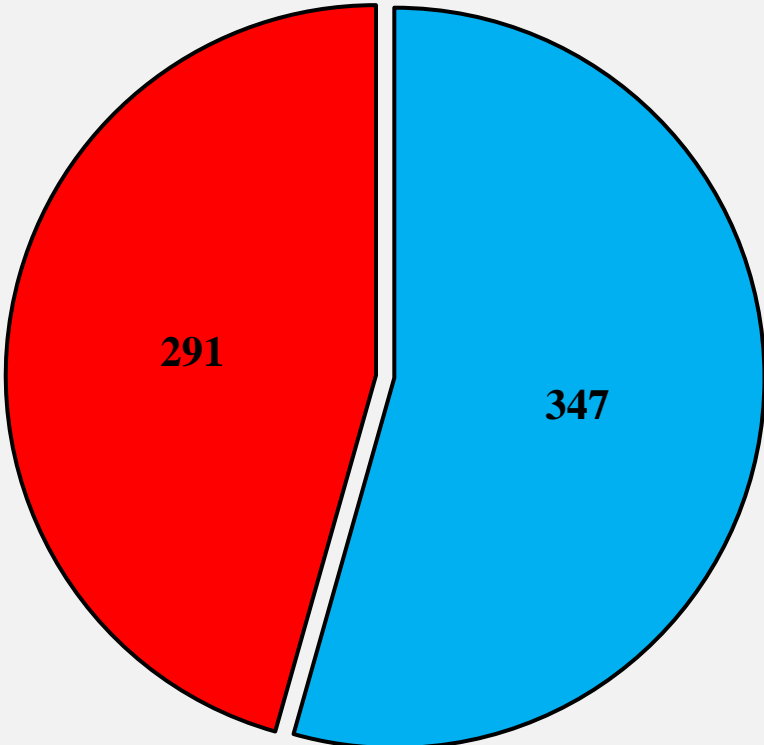
Source: Oklahoma State Health Department



Cumulative Confirmed Cases



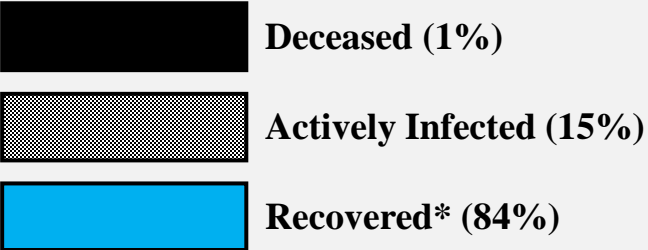
Cumulative Deaths



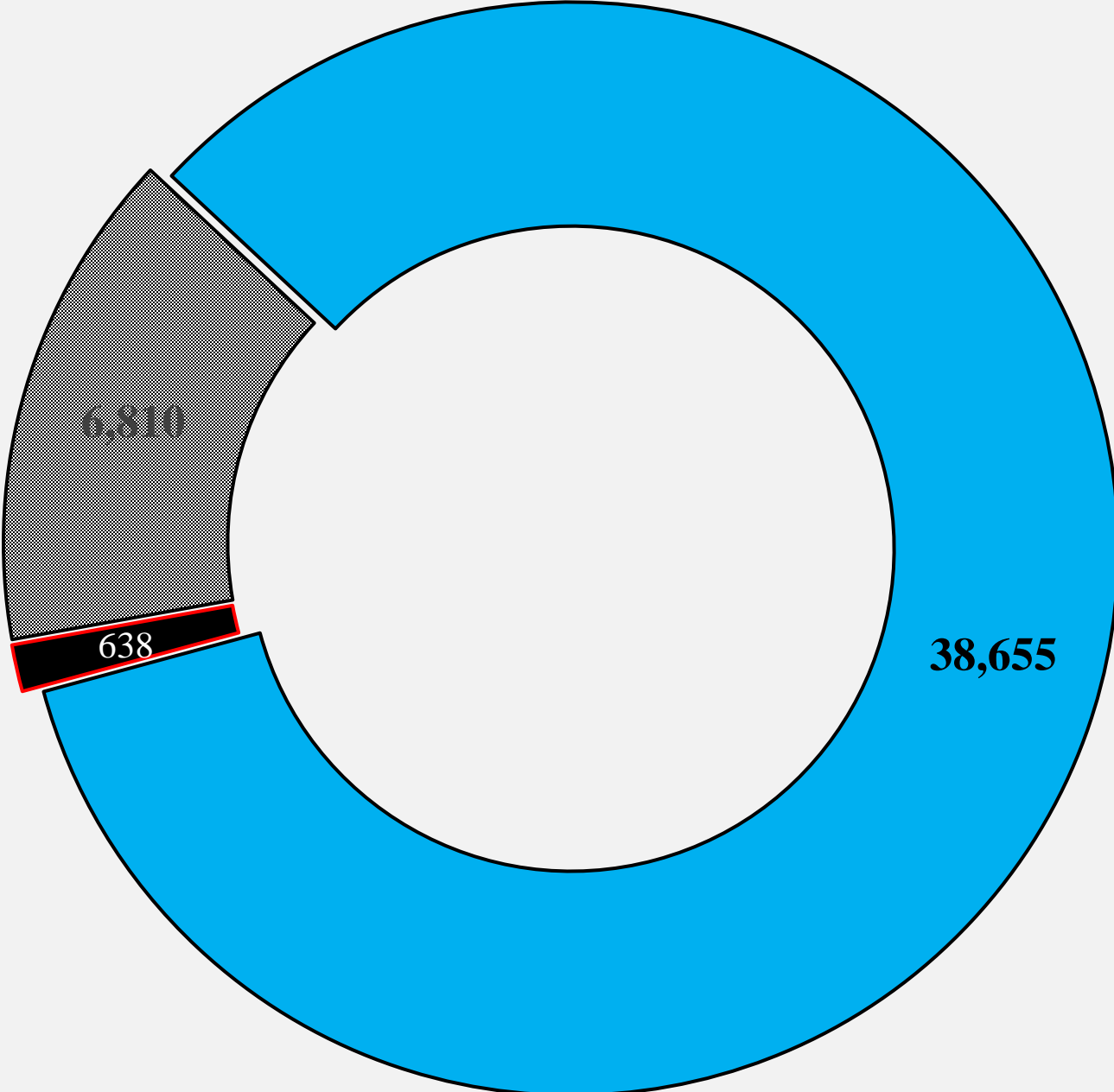
COVID-19 Case Status Statewide

As of 8/13/2020

Source: Oklahoma State Health Department



**Recovered is defined by the Oklahoma State Health Department as not currently hospitalized or deceased after 14 days of onset/report.*



COVID-19 Statewide Test Results

As of 8/13/2020

Source: Oklahoma State Health Department



Positive for COVID-19 (7%)

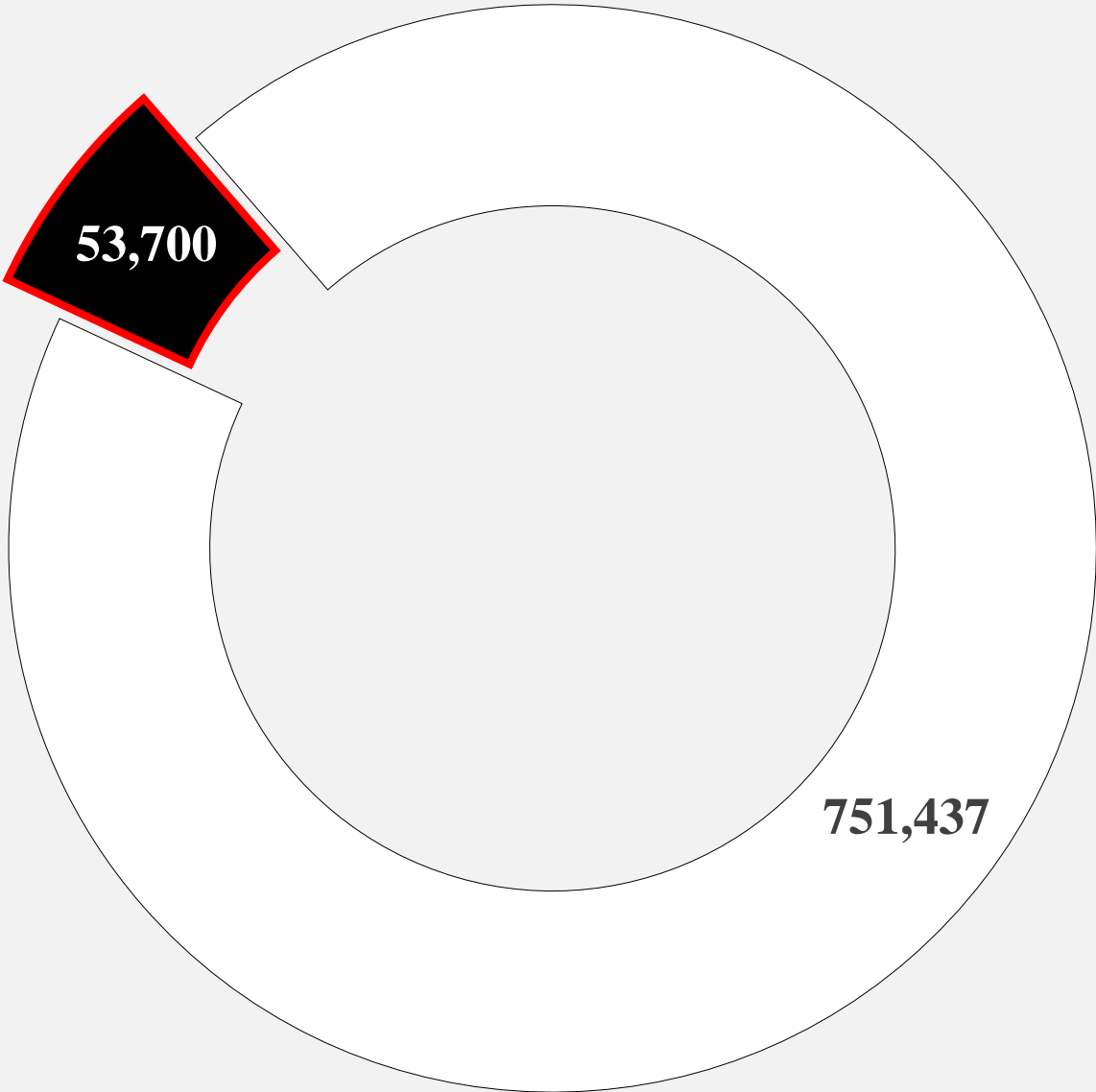
- 53,700 positive tests*



Negative for COVID-19 (93%)

- 751,437 negative tests*

**The Oklahoma State Health Department notes total test specimen counts may not reflect unique individuals.*



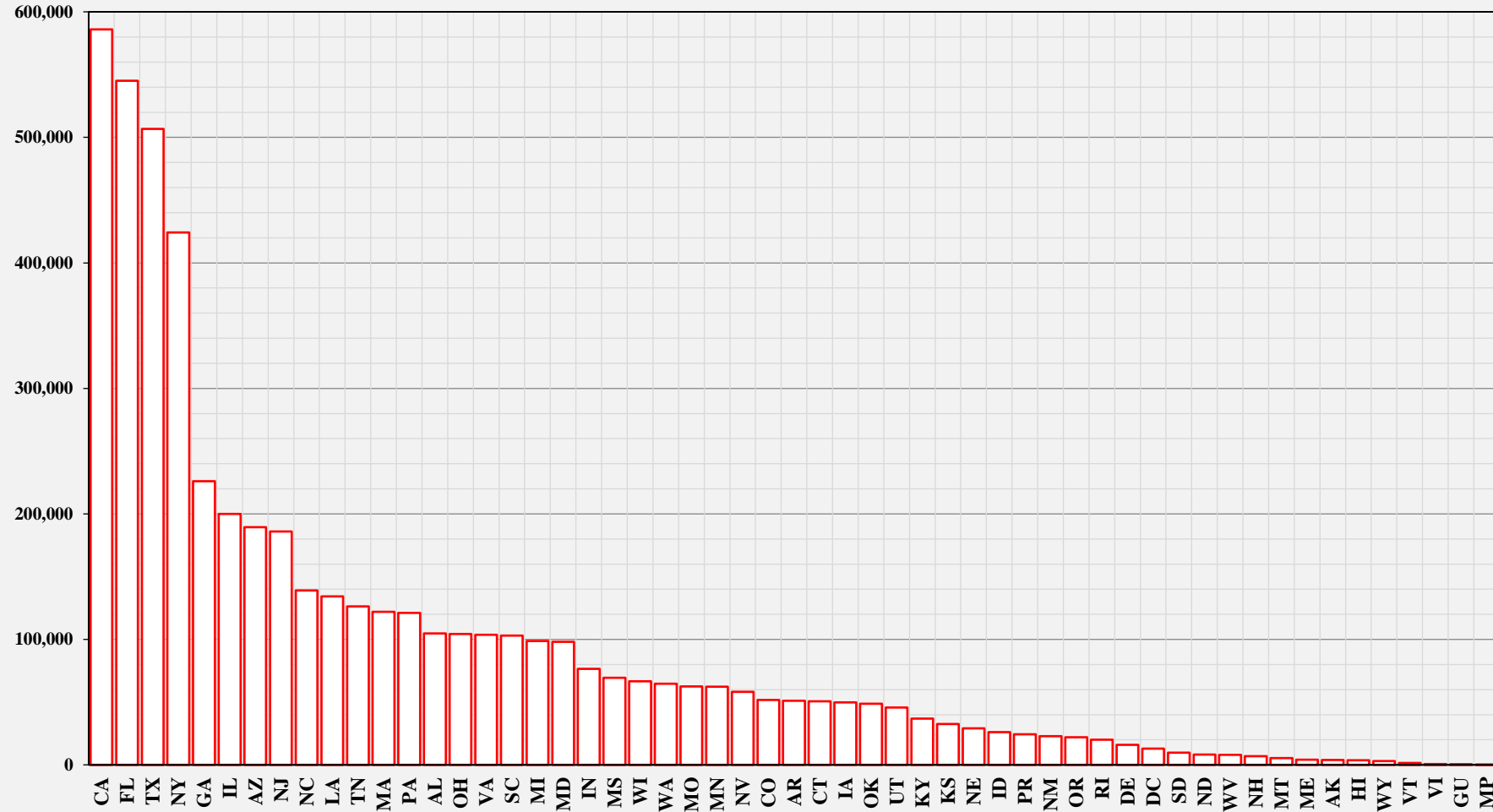
COVID-19 Cumulative Confirmed Cases by U.S. State, Territory

1/22/2020 through 8/12/2020, as of 8/13/2020

Source: CDC



Cumulative Confirmed Cases



State	Cases
CA	586,056
FL	545,040
TX	506,820
NY	424,329
GA	226,153
IL	199,893
AZ	189,443
NJ	185,938
NC	139,061
LA	134,304
TN	126,393
MA	121,936
PA	121,130
AL	104,786
OH	104,248
VA	103,623
SC	102,974
MI	98,689
MD	98,160
IN	76,522
MS	69,374
WI	66,654
WA	64,702
MO	62,530
MN	62,296
NV	58,270
CO	51,756
AR	51,114
CT	50,706
IA	49,806

State	Cases
OK	48,700
UT	45,722
KY	36,945
KS	32,547
NE	29,244
ID	26,133
PR	24,446
NM	22,816
OR	22,022
RI	20,129
DE	15,967
DC	12,959
SD	9,815
ND	8,171
WV	8,008
NH	6,887
MT	5,403
ME	4,089
AK	3,881
HI	3,699
WY	3,086
VT	1,478
VI	639
GU	477
MP	49

Oklahoma Statewide Unemployment Initial Claims

As of 8/13/2020

Source: U.S. Department of Labor

Initial Claims

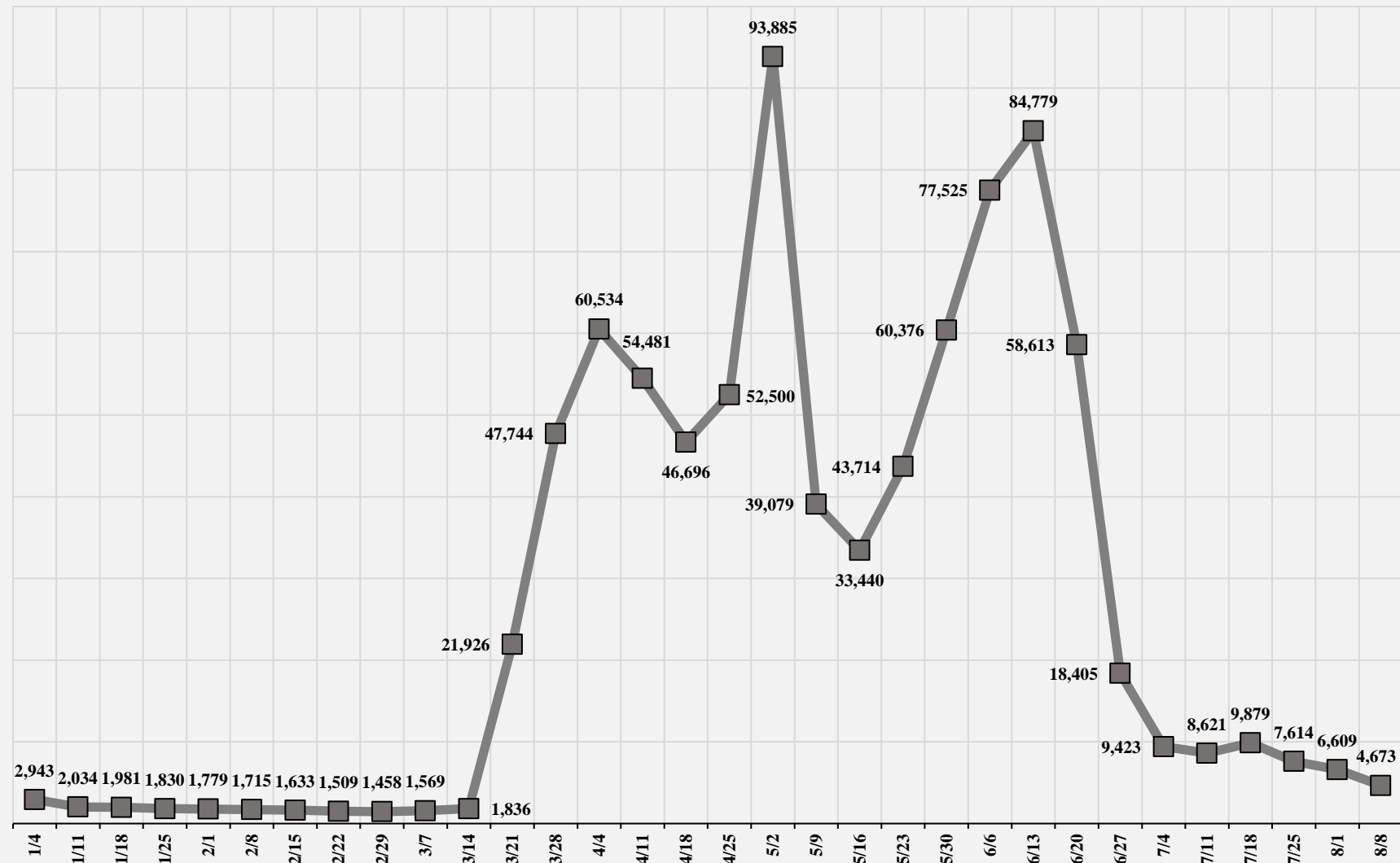
Unemployment claims are reported on a weekly basis every Thursday by the U.S. Department of Labor.

New data published 8/13/2020:

- Reported 4,673 initial claims filed in Oklahoma during the week ending 8/8/2020
- Revised upwards by 889 claims filed during the week ending 8/1/2020

Each of these numbers represents the number of new unemployment claims filed in Oklahoma each week; they are **not** cumulative. When weekly data is released, prior week data is subject to revision by the U.S. Department of Labor.

The data used here is not seasonally adjusted.



Note: Oklahoma's unemployment system has seen a large but still unclear quantity of fraudulent claims. The Oklahoma Employment Security Commission (OESC) and their benefits distribution contractor were reported to have ["identified about 70,000 claims as being fraudulent."](#) On Monday, June 22nd, the OESC interim director stated since March 1st, ["about 64,000 claims,"](#) or about 10% of all claims statewide, were identified as potential fraud and stopped; prior stories reported ["100,000 have been viewed as fraudulent"](#) with ["nearly 15,000 fictitious claims"](#) linked to ["a well-organized Nigerian fraud ring."](#) The Oklahoma Employment Security Commission [has set-up a website](#) solely for the purpose of intaking reports of unemployment fraud.

Oklahoma City Office of Emergency Management

- [Prepare OKC](#)
- [Oklahoma City Accessible Hazard Alert System](#)
 - Oklahoma City is partnering with Deaf Link to provide the Accessible Hazard Alert System (AHAS) which will send accessible alert messages to registered subscribers who are Deaf, Blind, Hard of Hearing, or Deaf/Blind before, during, and after an emergency or disaster in Oklahoma City.
- Social Media
 - [Twitter](#)
 - [Facebook](#)
- Contact
 - (405) – 605 – 8200
 - OKCEM@okc.gov