



COVID-19: Oklahoma City Weekly Data Report

Thursday, September 10, 2020



The City of
OKLAHOMA CITY
Office of Emergency Management

Data and Information Sources

Oklahoma State Department of Health

- Daily Situation Updates
 - [September 4, 2020](#)
 - [September 8, 2020](#)
 - [September 9, 2020](#)
 - [September 10, 2020](#)
- Executive Order Reports
 - [September 4, 2020](#)
 - [September 8, 2020](#)
 - [September 9, 2020](#)
 - [September 10, 2020](#)
- [Coronavirus Disease 2019 Status Dashboard](#)

U.S. Centers for Disease Control and Prevention (CDC)

- [States Reporting Cases of COVID-19 to CDC](#)

U.S. Department of Labor

- [Office of Unemployment Insurance Weekly Claims Reports](#)


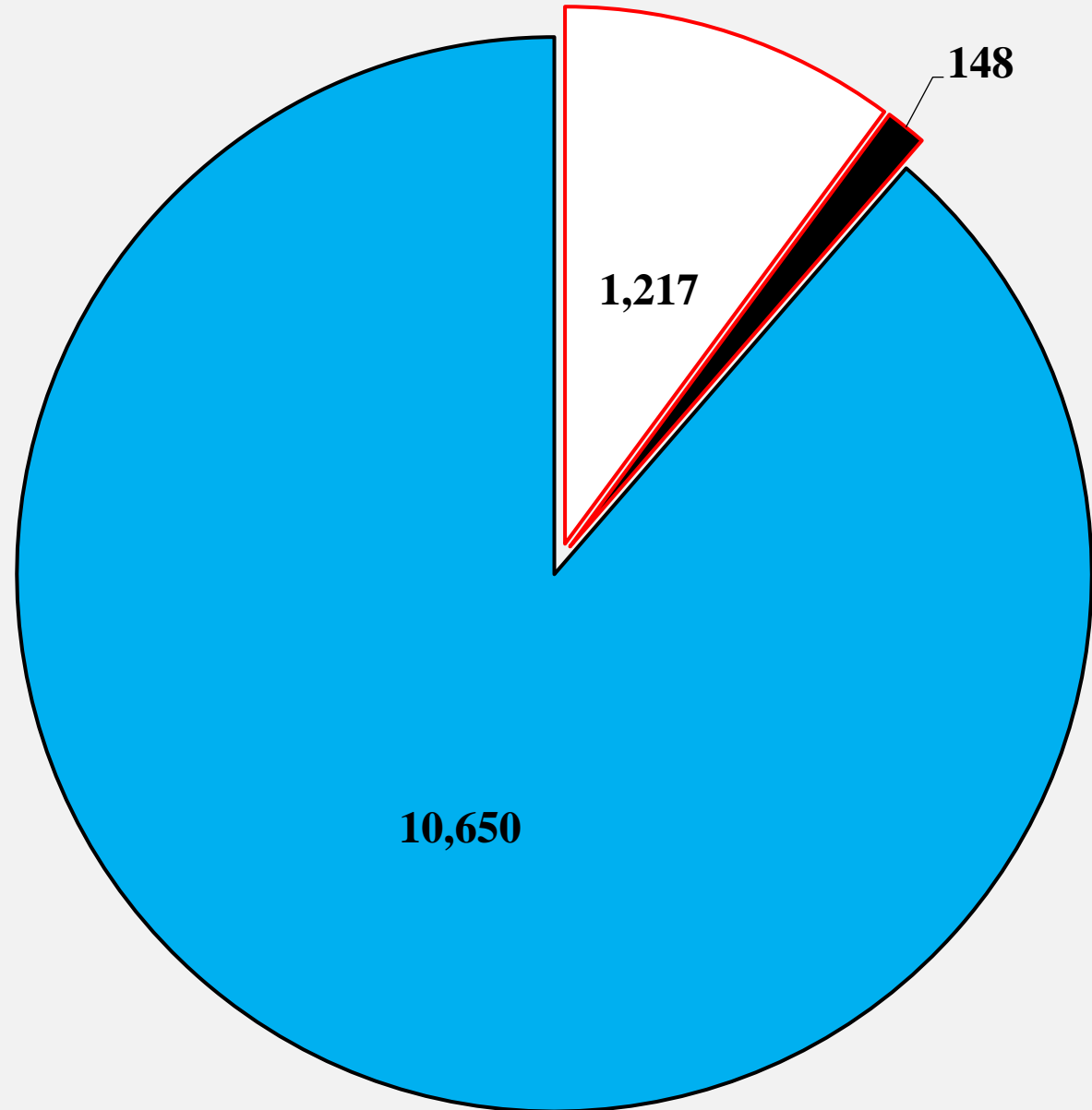


COVID-19 Oklahoma City Case Status

As of 9/10/2020

Source: Oklahoma State Department of Health

Oklahoma City	
New Cases Today	121
New Deaths Today	2
New Recoveries Today	108
Total Cumulative Cases	12,015
Total Cumulative Deaths	148
Total Cumulative Recoveries	10,650
Citywide Case Fatality Rate (CFR)	1.23%
Citywide Recovery Rate	88.63%
Oklahoma City Share of Statewide Cases	18%

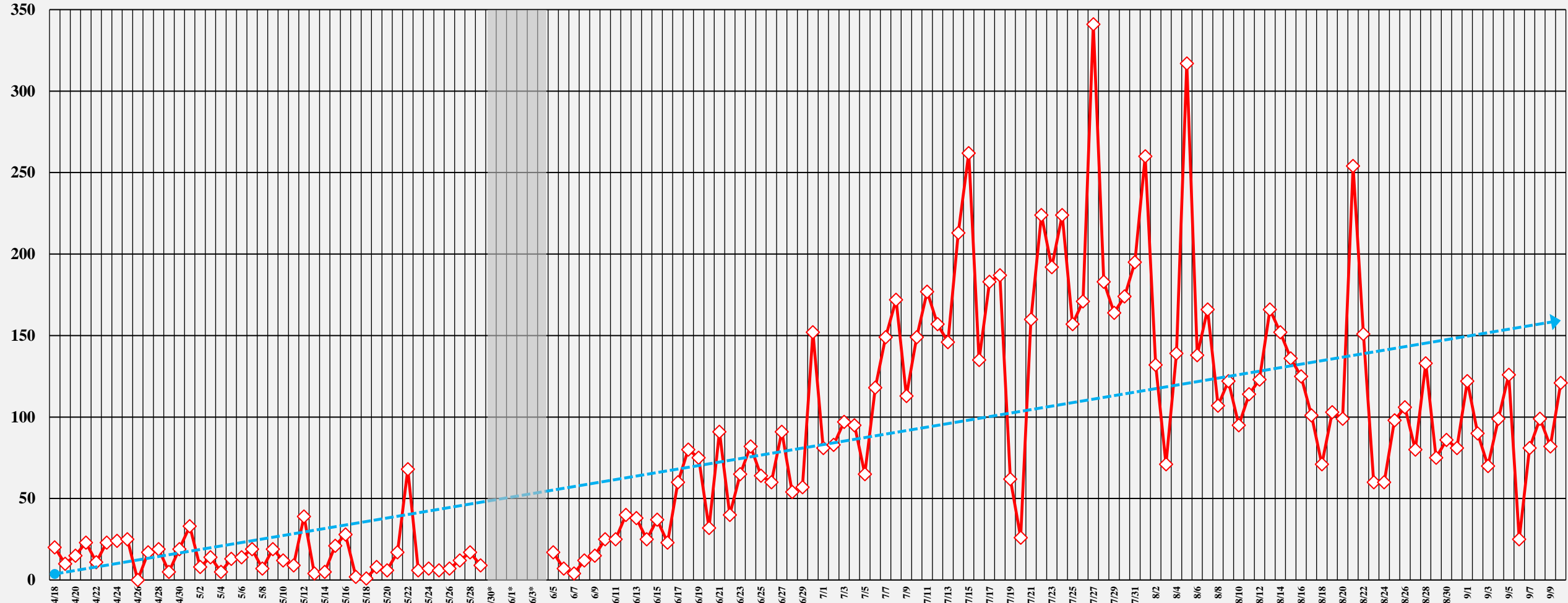


COVID-19 Oklahoma City Cases Per Day

4/18 through 9/10/2020

Source: Oklahoma State Department of Health

 **Confirmed Cases Per Day**
 **Cases Trendline**

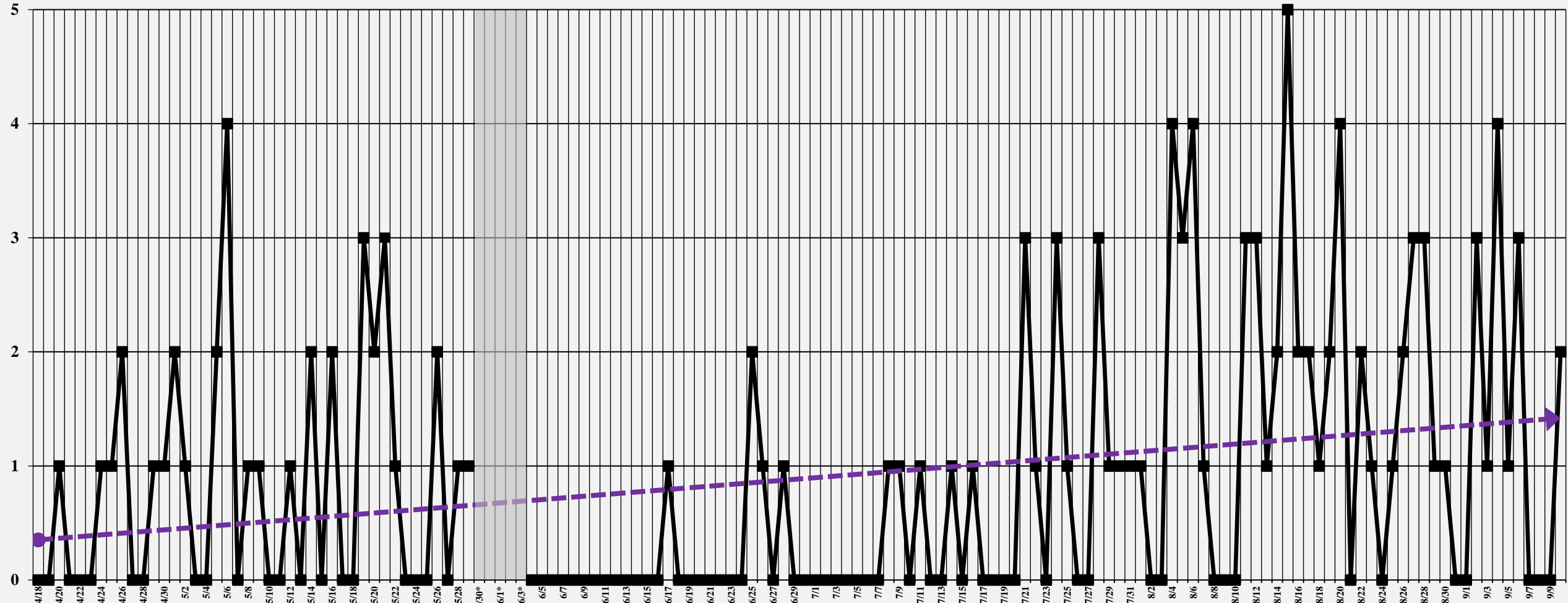


COVID-19 Oklahoma City Deaths Per Day

4/18 through 9/10/2020

Source: Oklahoma State Department of Health

—■— Deaths Per Day
- - - - -▶ Deaths Trendline



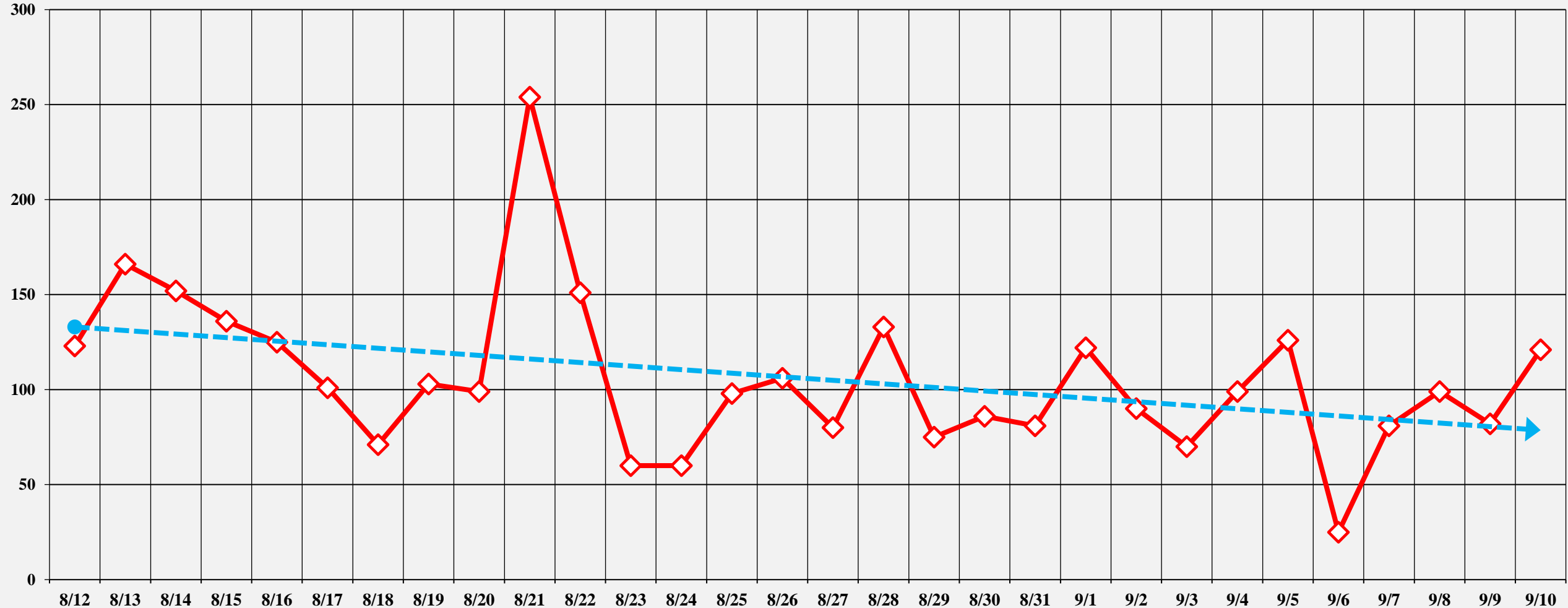
*No local data published 5/30 through 6/3

COVID-19 Oklahoma City Cases 30-Day Trends

8/12 through 9/10/2020

Source: Oklahoma State Department of Health

 **Confirmed Cases Per Day**
 **Cases Trendline**

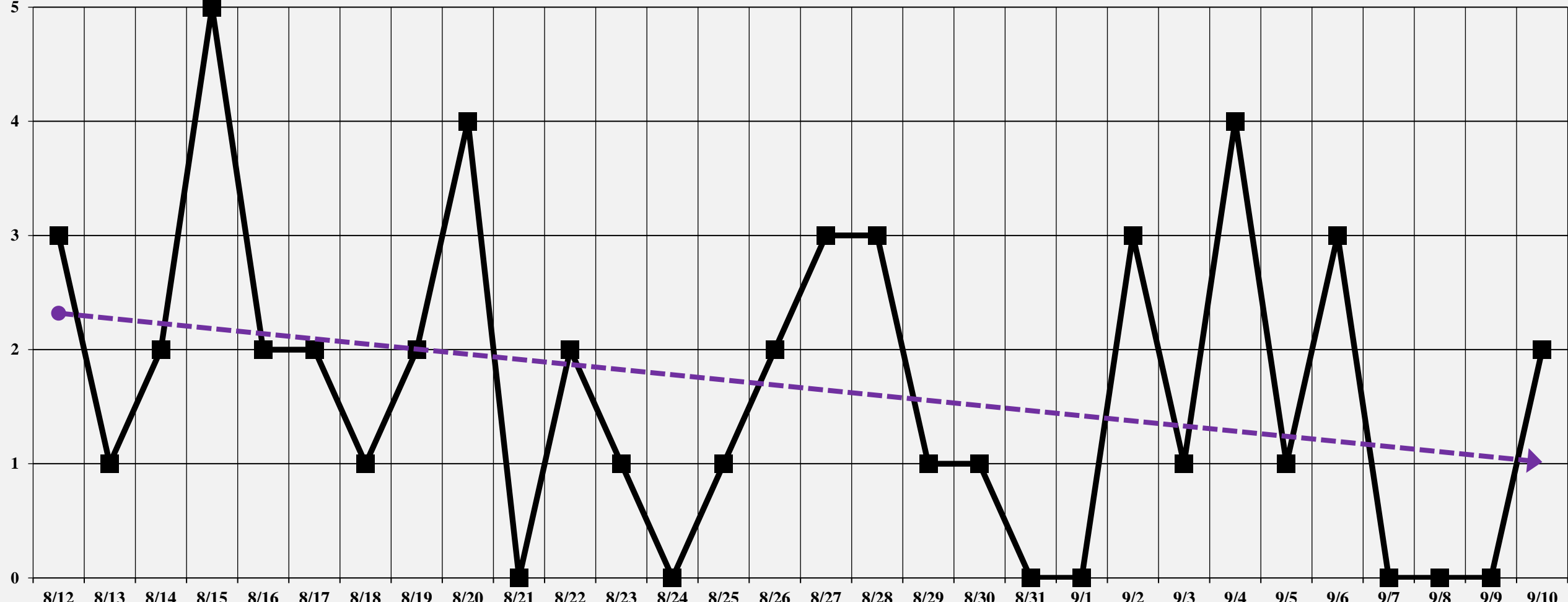


COVID-19 Oklahoma City Deaths 30-Day Trends

8/12 through 9/10/2020

Source: Oklahoma State Department of Health

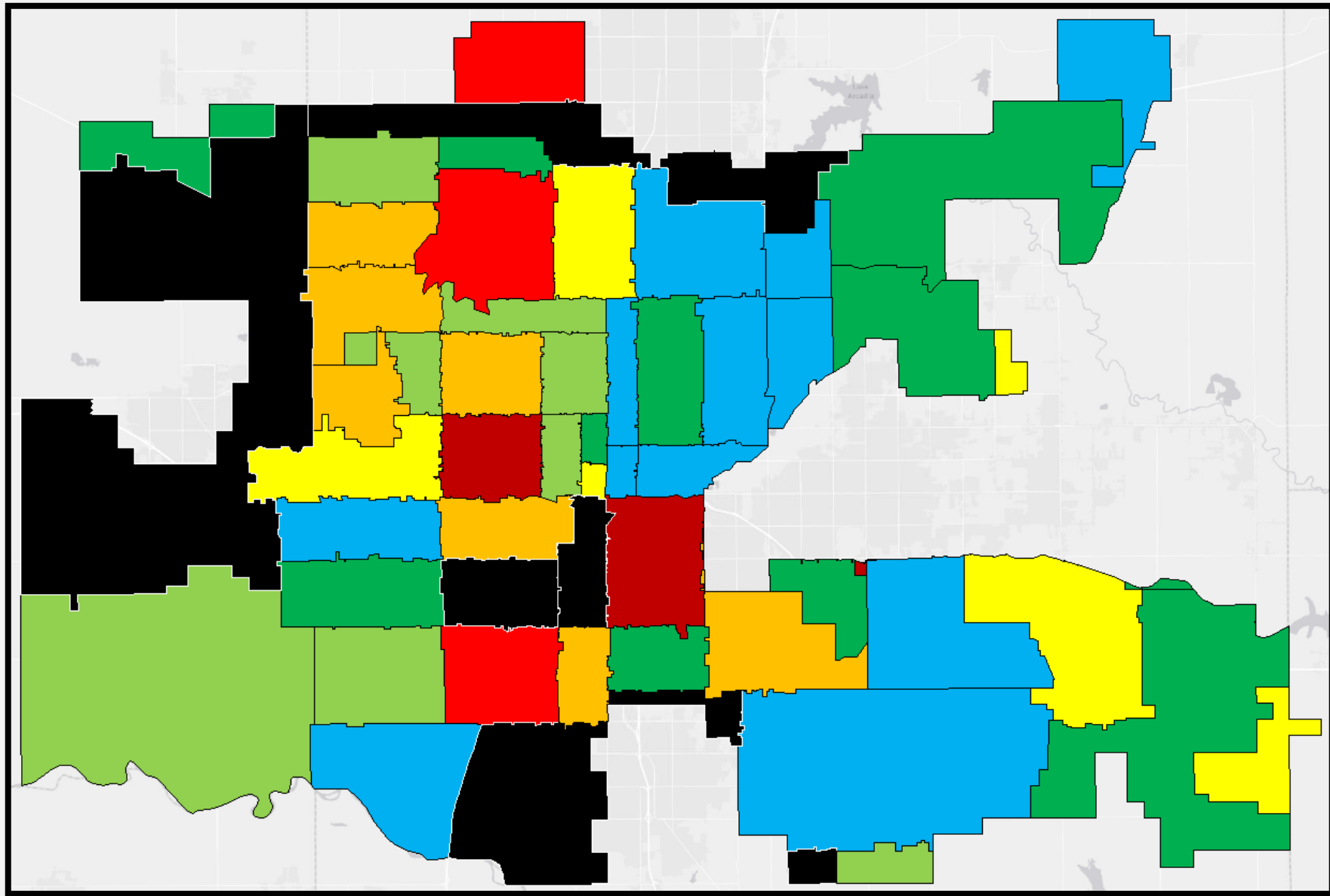
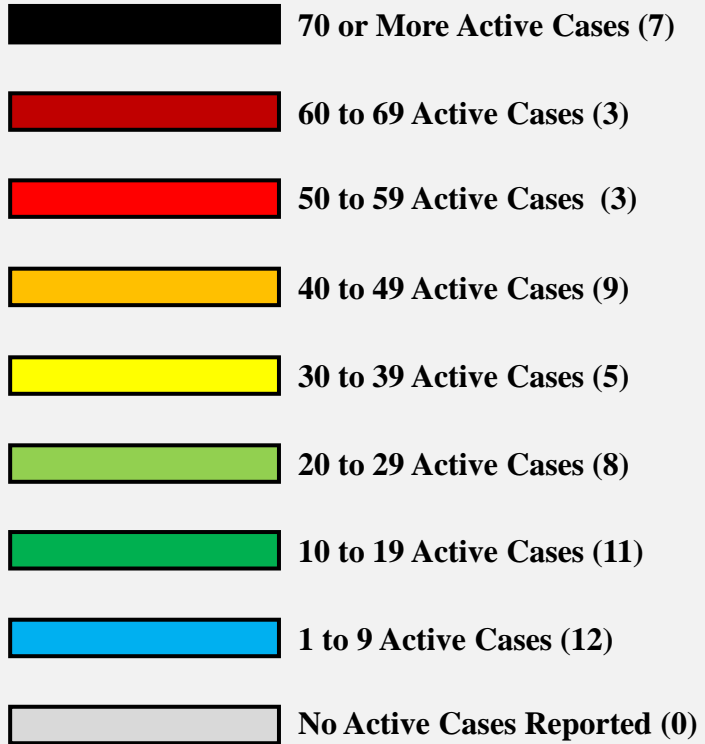
Deaths Per Day
Deaths Trendline



COVID-19 Active Cases by Oklahoma City ZIP

As of 9/10/2020

Source: Oklahoma State Health Department



Active case totals represent those within the whole of the ZIP code. Because several ZIP codes are only partially within Oklahoma City's corporate limits, outlying ZIP codes may not reflect cases within Oklahoma City.

Active cases are determined by subtracting recoveries and deaths from cumulative cases per ZIP code.



COVID-19 Cumulative Cases and New Cases by Oklahoma City ZIP

As of 9/10/2020

Source: Oklahoma State Health Department

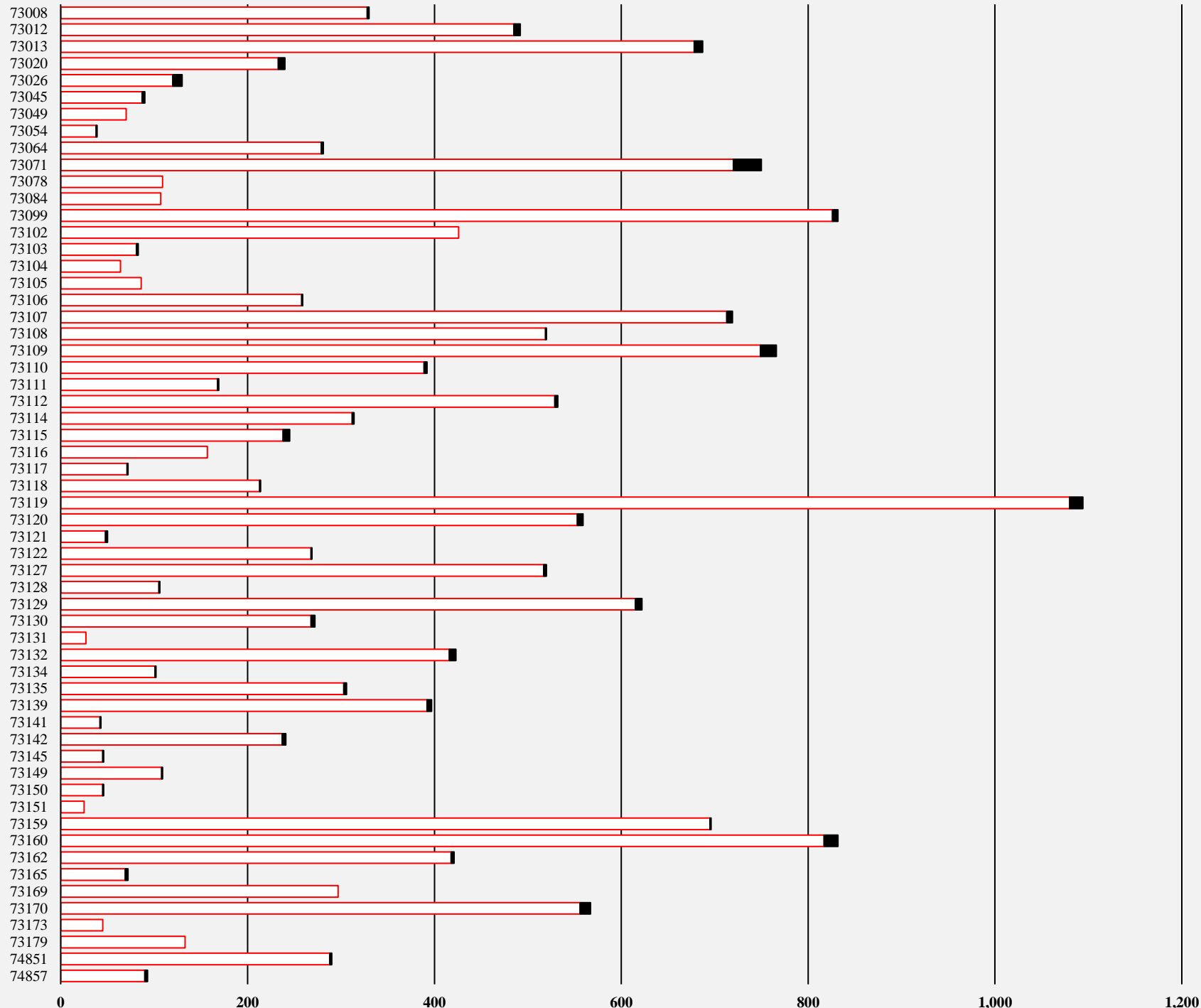
 Cumulative Cases Reported

 Cases Added 9/10/2020

The following Oklahoma City ZIP codes were reported to have additional new cases today, September 10, 2020:

- 73008 (2)
- 73012 (7)
- 73013 (9)
- 73020 (7)
- 73026 (10)
- 73045 (3)
- 73054 (1)
- 73064 (2)
- 73071 (30)
- 73099 (6)
- 73103 (2)
- 73106 (1)
- 73107 (6)
- 73108 (1)
- 73109 (17)
- 73110 (3)
- 73111 (1)
- 73112 (3)
- 73114 (2)
- 73115 (7)
- 73117 (1)
- 73118 (1)
- 73119 (14)
- 73120 (6)
- 73121 (2)
- 73122 (1)
- 73127 (3)
- 73128 (1)
- 73129 (7)
- 73130 (4)
- 73132 (7)
- 73133 (1)
- 73135 (3)
- 73139 (5)
- 73141 (1)
- 73142 (4)
- 73145 (1)
- 73149 (1)
- 73150 (1)
- 73159 (1)
- 73160 (15)
- 73162 (3)
- 73165 (3)
- 73170 (11)
- 74851 (2)
- 74857 (3)

Because several ZIP codes are only partially within Oklahoma City's corporate limits, ZIP codes may reflect cases not within Oklahoma City.



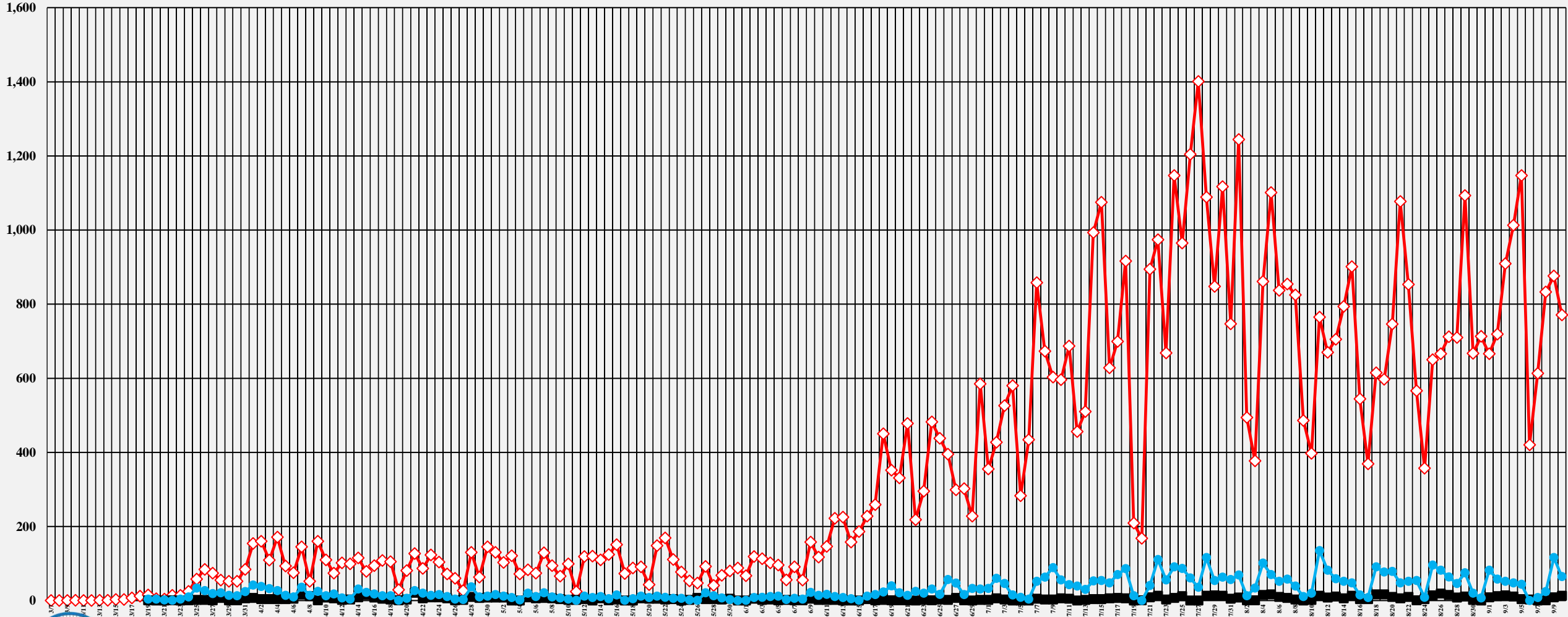
COVID-19 Statewide Cases, Hospitalizations, and Deaths Per Day

3/6 through 9/10/2020

Source: Oklahoma State Department of Health

This chart demonstrates cases, hospitalizations, and deaths reported daily rather than cumulative based on the Oklahoma State Health Department's daily reports.

 **Cases Per Day**  **Hospitalizations Per Day**  **Deaths Per Day**


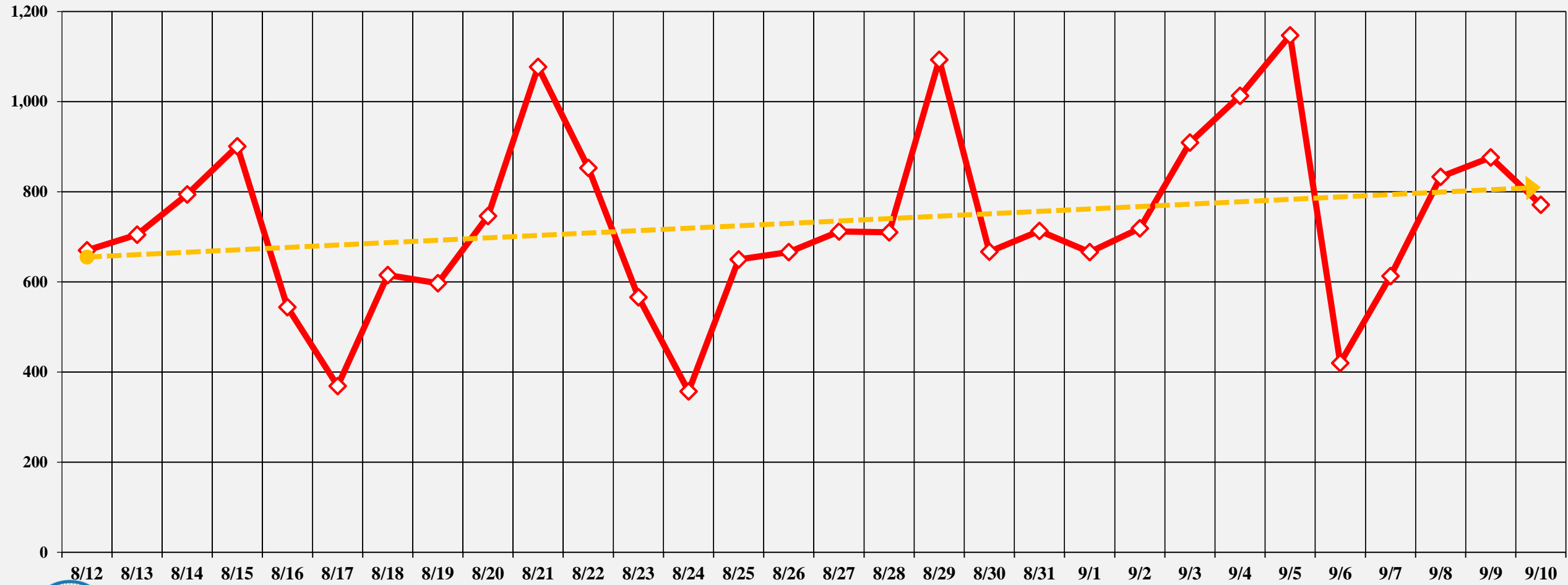


COVID-19 Statewide Cases 30-Day Trends

8/12 through 9/10/2020

Source: Oklahoma State Department of Health

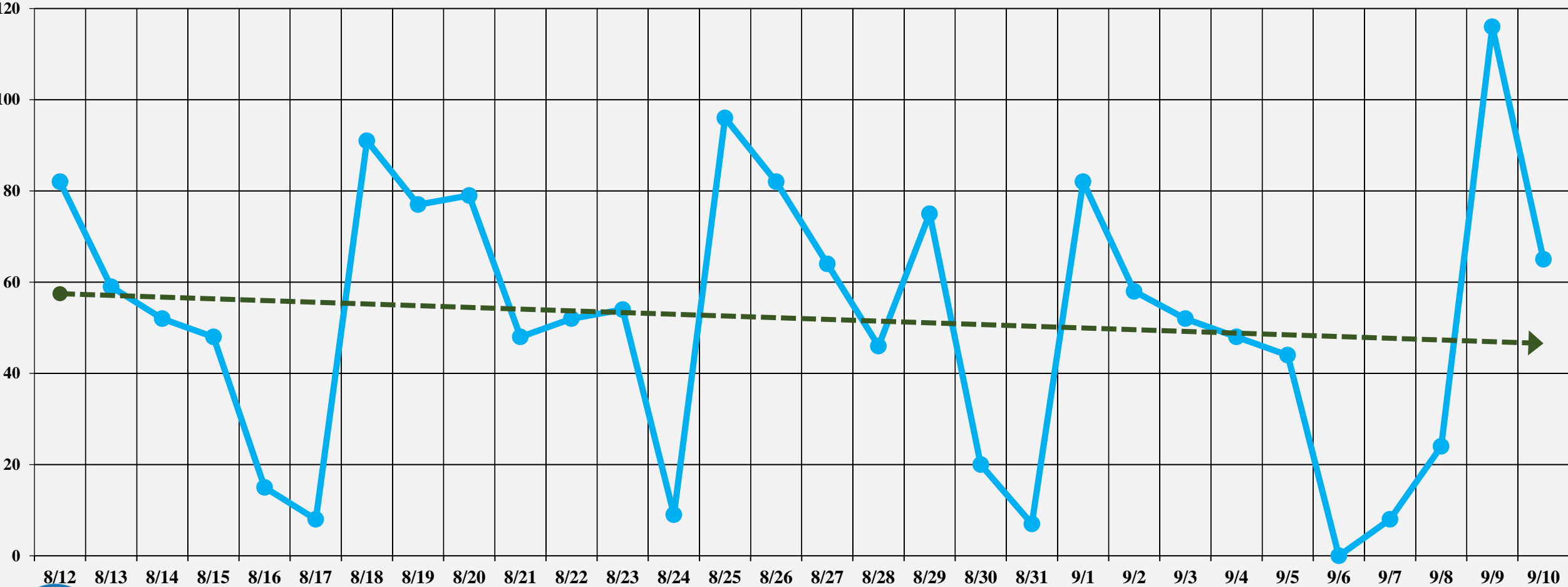
 **Cases Per Day**
 **Cases Trendline**



COVID-19 Statewide Hospitalizations 30-Day Trends

8/12 through 9/10/2020

Source: Oklahoma State Department of Health



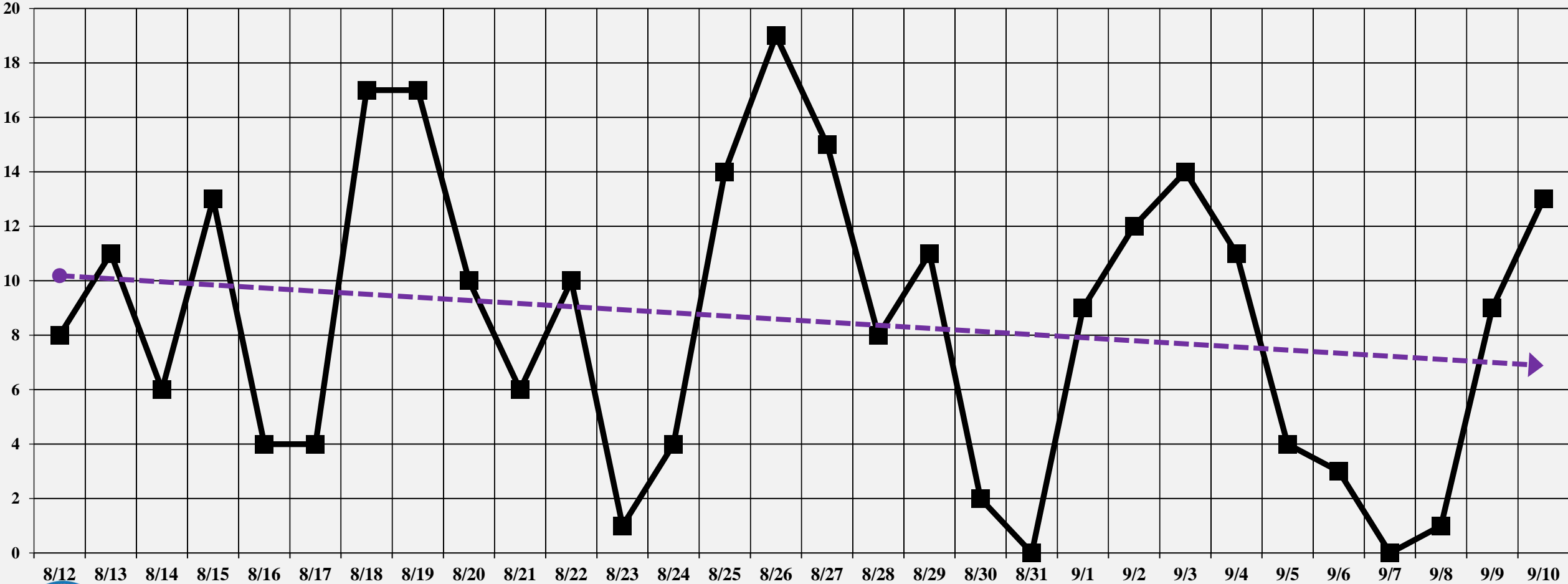
COVID-19 Statewide Deaths 30-Day Trends

8/12 through 9/10/2020

Source: Oklahoma State Department of Health

Deaths Per Day

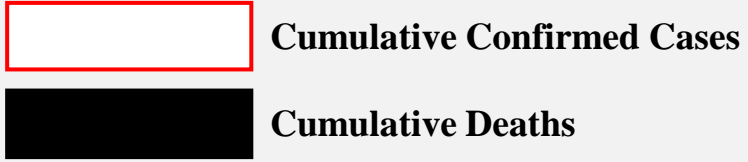
Deaths Trendline



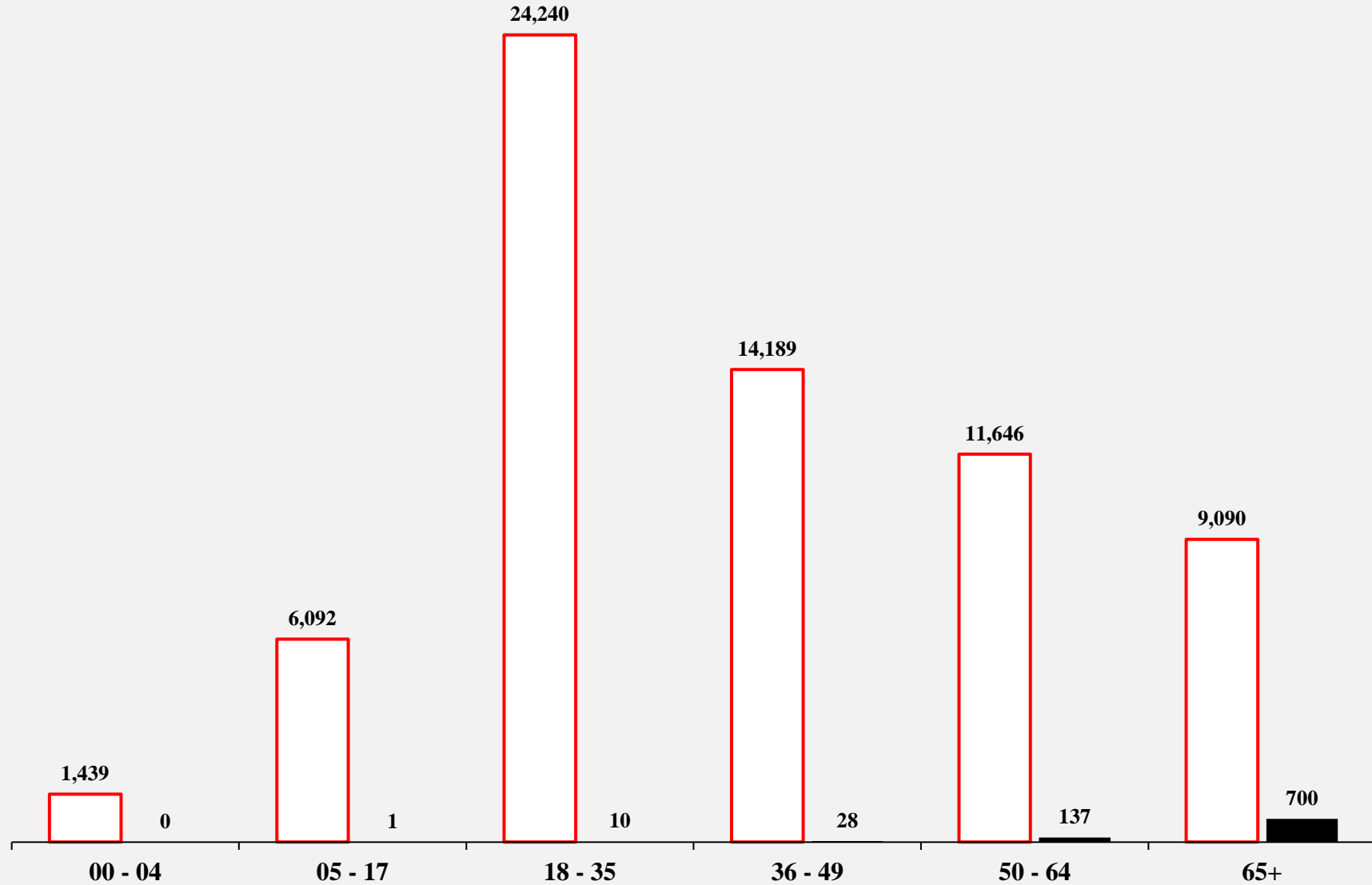
COVID-19 Statewide Cases and Deaths by Age Cohort

As of 9/10/2020

Source: Oklahoma State Health Department



Mean Age of Deceased	74.6
Mean Age of Confirmed Cases	39.2
Mean Age of Hospitalized Cases	60.6
Mean Age of Non-Hospitalized Cases	37.9



COVID-19 Cases and Deaths by Race and Ethnicity

As of 9/10/2020

Source: Oklahoma State Health Department, CDC



Cumulative Confirmed Cases



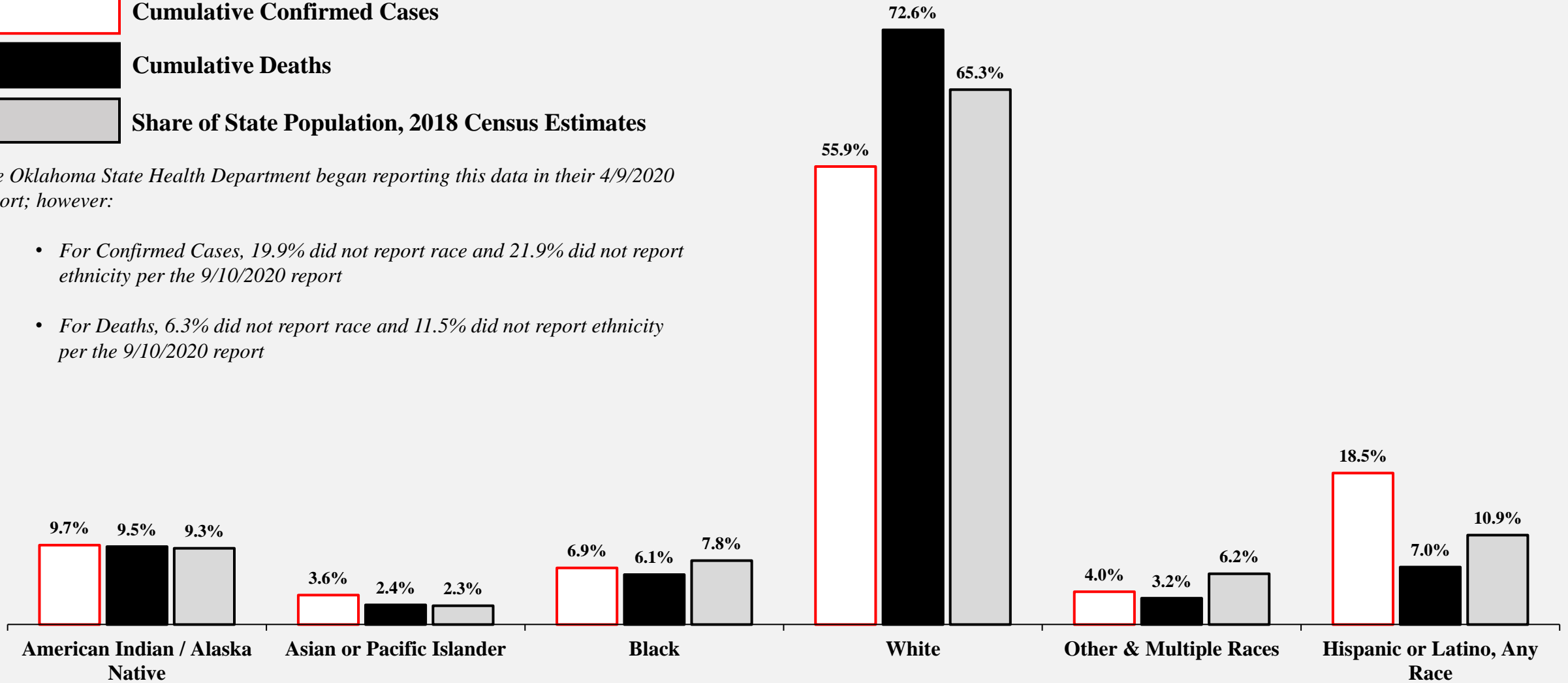
Cumulative Deaths



Share of State Population, 2018 Census Estimates

The Oklahoma State Health Department began reporting this data in their 4/9/2020 report; however:

- *For Confirmed Cases, 19.9% did not report race and 21.9% did not report ethnicity per the 9/10/2020 report*
- *For Deaths, 6.3% did not report race and 11.5% did not report ethnicity per the 9/10/2020 report*



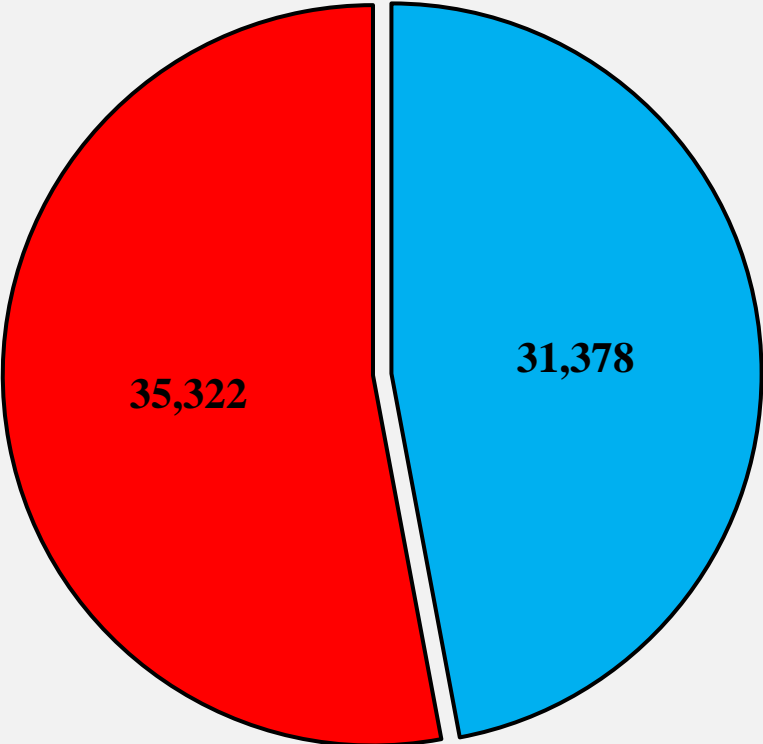
COVID-19 Cases and Deaths by Gender

As of 9/10/2020

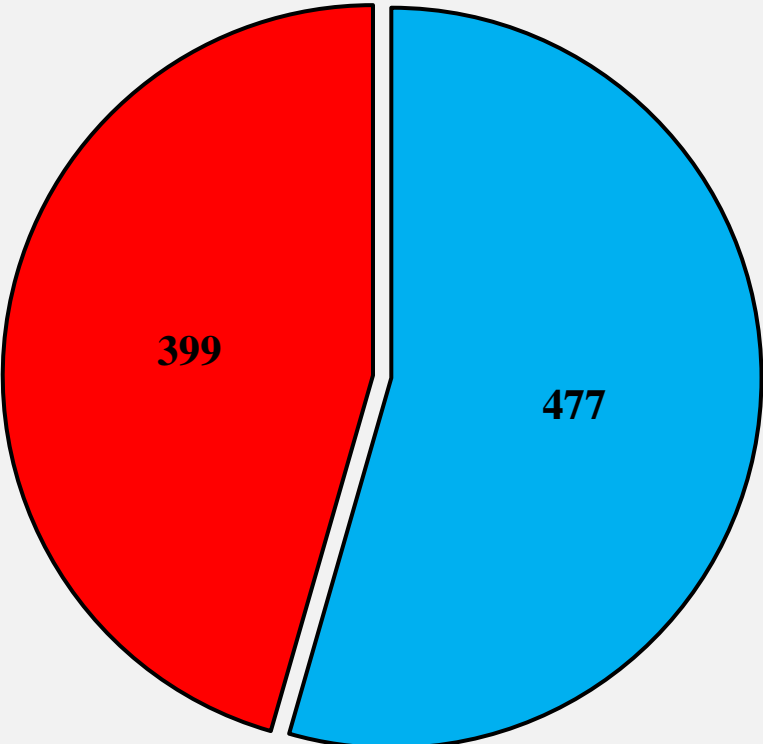
Source: Oklahoma State Health Department



Cumulative Confirmed Cases



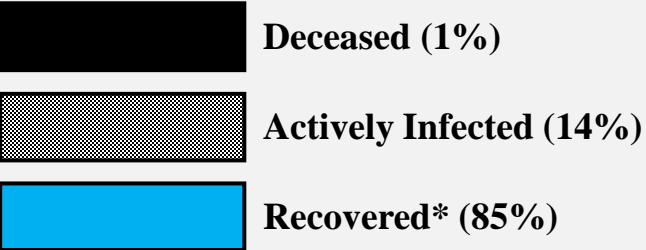
Cumulative Deaths



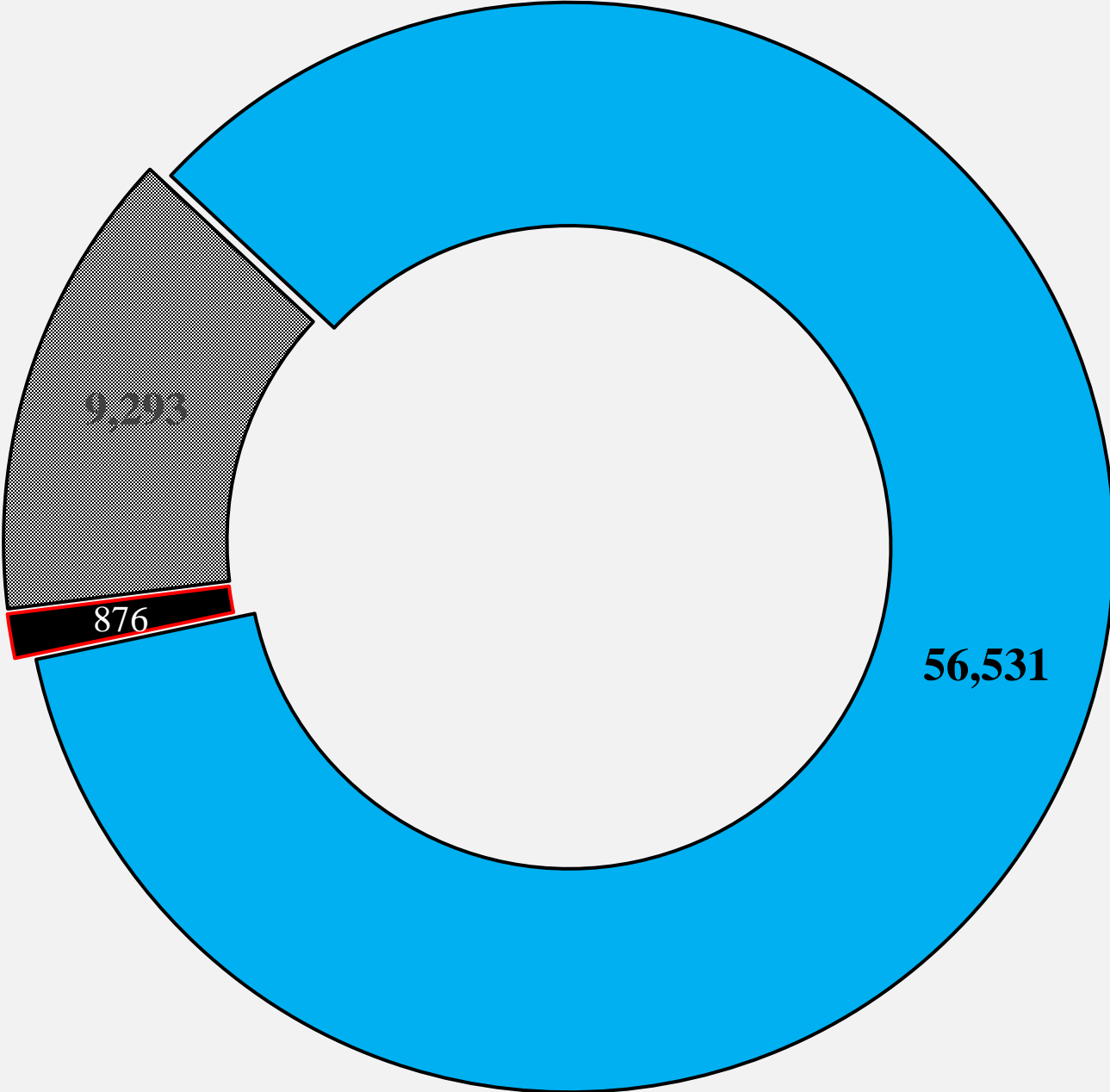
COVID-19 Current Case Status Statewide

As of 9/10/2020

Source: Oklahoma State Health Department



**Recovered is defined by the Oklahoma State Health Department as not currently hospitalized or deceased after 14 days of onset/report.*



COVID-19 Statewide Test Results

As of 9/10/2020

Source: Oklahoma State Health Department



Positive for COVID-19 (7.9%)

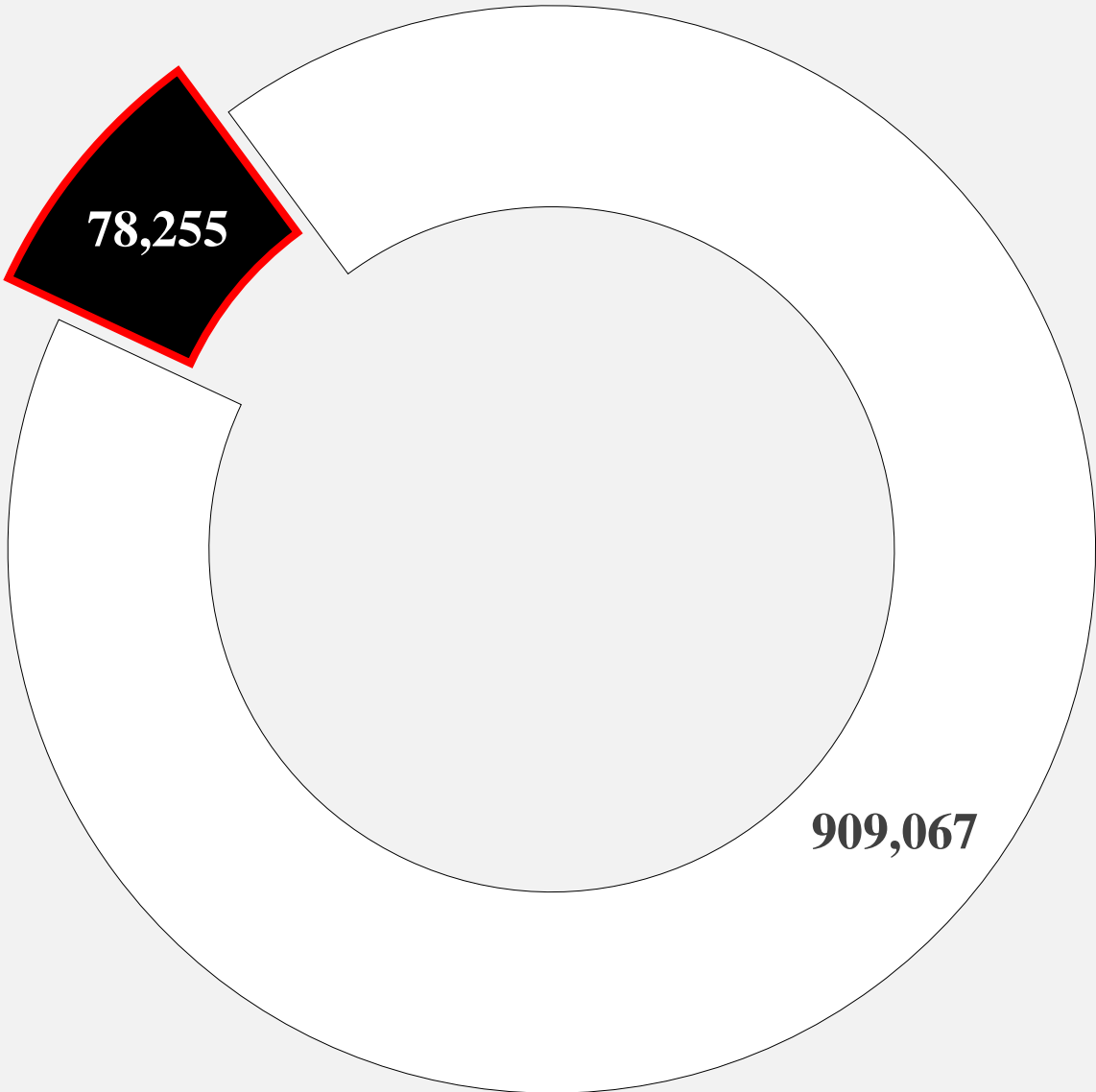
- 78,255 positive tests*



Negative for COVID-19 (92.1%)

- 909,067 negative tests*

**The Oklahoma State Health Department notes total test specimen counts may not reflect unique individuals.*



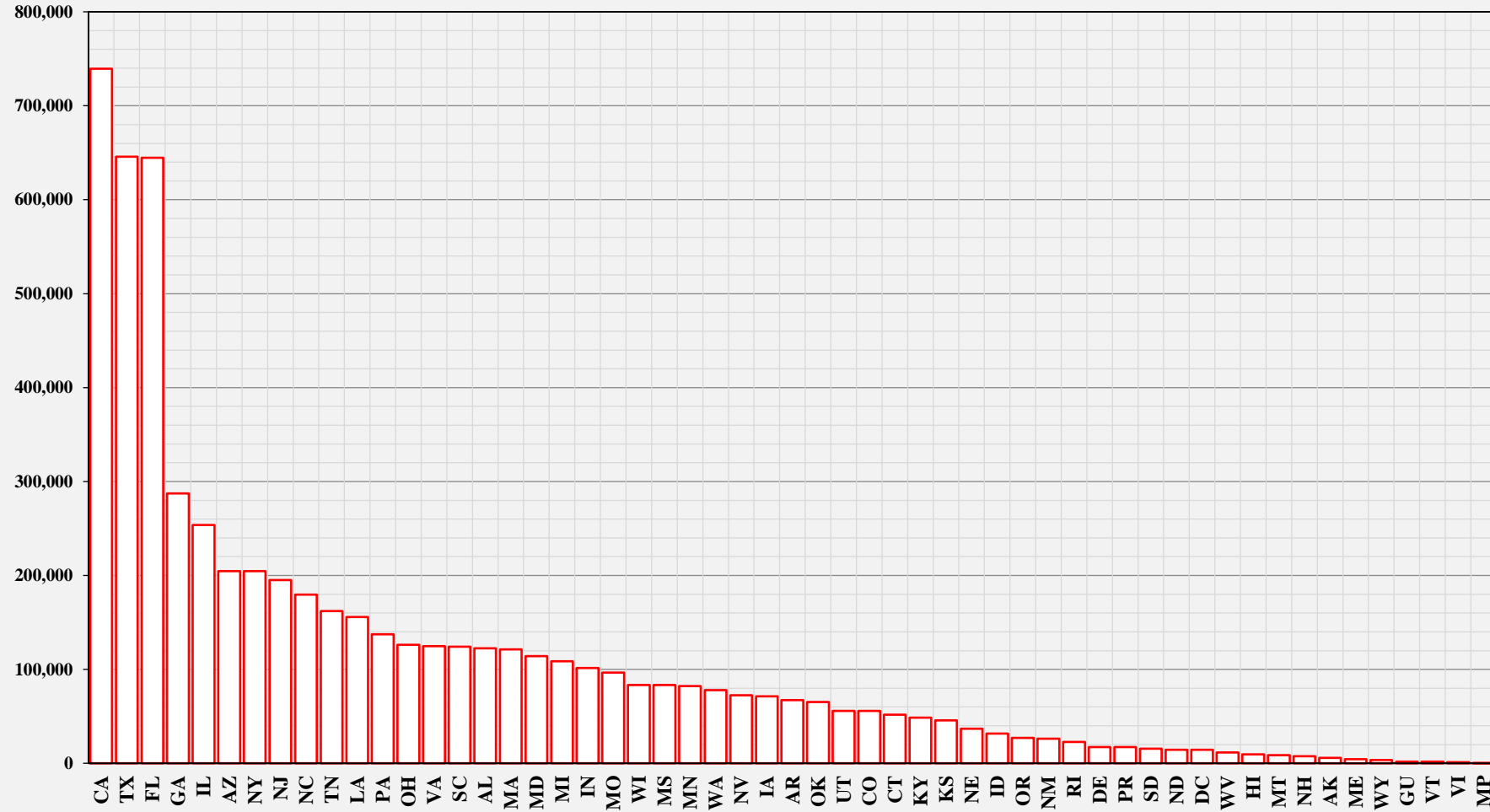
COVID-19 Cumulative Confirmed Cases by U.S. State, Territory

1/21/2020 through 9/9/2020, as of 9/10/2020

Source: CDC



Cumulative Confirmed Cases



State	Cases
CA	739,527
TX	645,791
FL	644,781
GA	287,287
IL	253,690
AZ	204,715
NY	204,507
NJ	194,990
NC	179,532
TN	162,028
LA	155,890
PA	137,241
OH	126,046
VA	124,623
SC	124,097
AL	122,580
MA	121,396
MD	114,078
MI	108,595
IN	101,485
MO	96,475
WI	83,334
MS	83,328
MN	82,249
WA	78,009
NV	72,503
IA	71,265
AR	67,255
OK	65,381
UT	55,924

State	Cases
CO	55,866
CT	51,666
KY	48,599
KS	45,793
NE	36,917
ID	31,688
OR	27,104
NM	26,268
RI	22,676
DE	17,317
PR	17,248
SD	15,571
ND	14,443
DC	14,387
WV	11,564
HI	9,519
MT	8,659
NH	7,517
AK	5,896
ME	4,288
WY	3,520
GU	1,846
VT	1,661
VI	1,197
MP	59

Oklahoma Statewide Unemployment Initial Claims

As of 9/10/2020

Source: U.S. Department of Labor

 **Initial Claims**

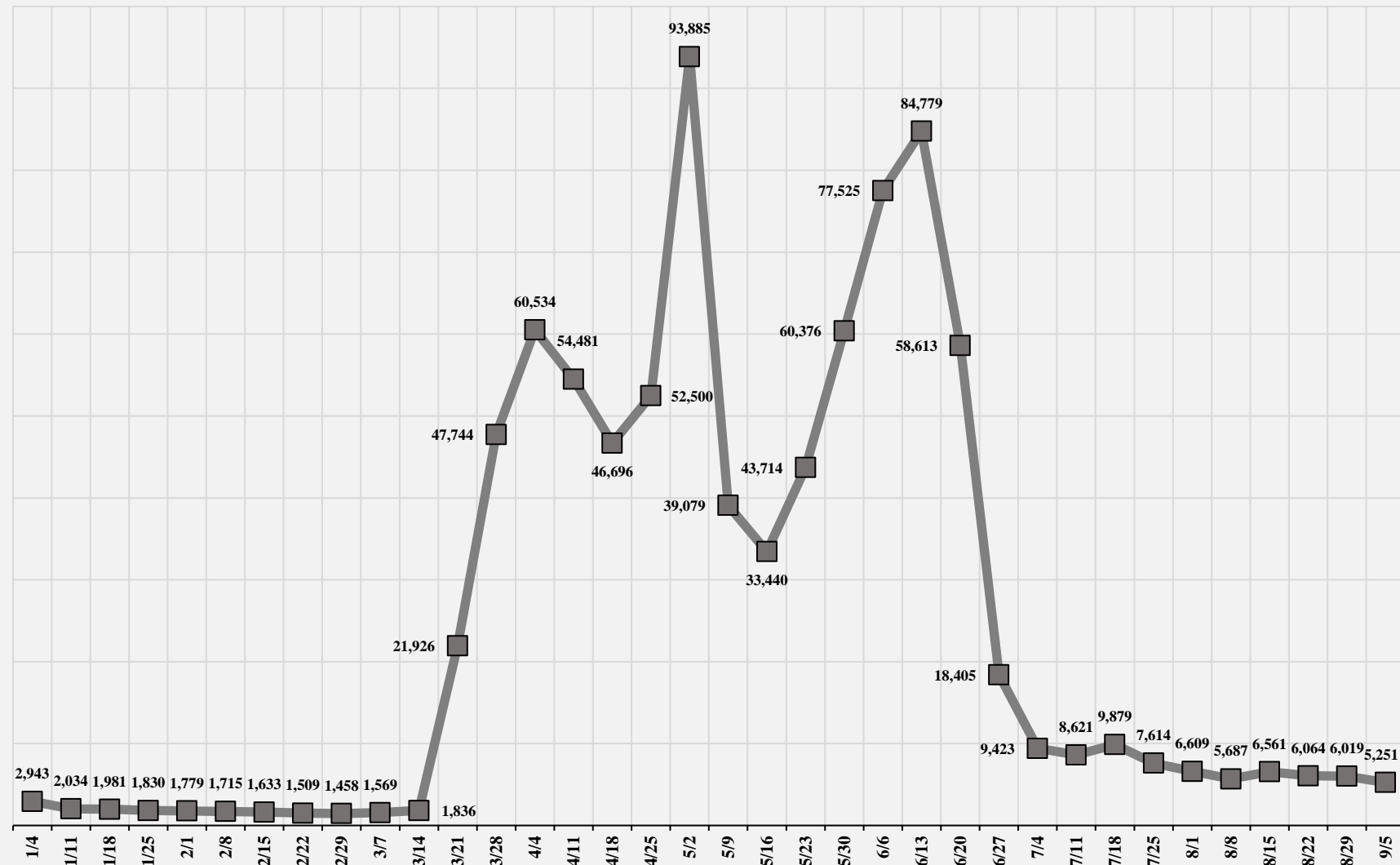
Unemployment claims are reported on a weekly basis every Thursday by the U.S. Department of Labor.

New data published 9/10/2020:

- *Reported 5,251 initial claims filed in Oklahoma during the week ending 9/5/2020*
- *Revised upwards by 894 claims filed during the week ending 8/29/2020*

*Each of these numbers represents the number of new unemployment claims filed in Oklahoma each week; they are **not** cumulative. When weekly data is released, prior week data is subject to revision by the U.S. Department of Labor.*

The data used here is not seasonally adjusted.



Note: Oklahoma's unemployment system has seen a large but still unclear quantity of fraudulent claims. The Oklahoma Employment Security Commission (OESC) and their benefits distribution contractor were reported to have ["identified about 70,000 claims as being fraudulent."](#) On Monday, June 22nd, the OESC interim director stated since March 1st, ["about 64,000 claims,"](#) or about 10% of all claims statewide, were identified as potential fraud and stopped; prior stories reported ["100,000 have been viewed as fraudulent"](#) with ["nearly 15,000 fictitious claims"](#) linked to ["a well-organized Nigerian fraud ring."](#) The Oklahoma Employment Security Commission [has set-up a website](#) solely for the purpose of intaking reports of unemployment fraud.

Oklahoma City Office of Emergency Management

- [Prepare OKC](#)
- [Oklahoma City Accessible Hazard Alert System](#)
 - Oklahoma City is partnering with Deaf Link to provide the Accessible Hazard Alert System (AHAS) which will send accessible alert messages to registered subscribers who are Deaf, Blind, Hard of Hearing, or Deaf/Blind before, during, and after an emergency or disaster in Oklahoma City.
- Social Media
 - [Twitter](#)
 - [Facebook](#)
- Contact
 - (405) – 605 – 8200
 - OKCEM@okc.gov