



COVID-19: Oklahoma City Weekly Data Report

Thursday, October 1, 2020



The City of
OKLAHOMA CITY
Office of Emergency Management

Data and Information Sources

Oklahoma State Department of Health

- Daily Situation Updates
 - [September 25, 2020](#)
 - [September 28, 2020](#)
 - [September 29, 2020](#)
 - [September 30, 2020](#)
 - [October 1, 2020](#)
- Executive Order Reports
 - [September 25, 2020](#)
 - [September 28, 2020](#)
 - [September 29, 2020](#)
 - [September 30, 2020](#)
 - [October 1, 2020](#)
- [Coronavirus Disease 2019 Status Dashboard](#)

U.S. Centers for Disease Control and Prevention (CDC)

- [States Reporting Cases of COVID-19 to CDC](#)

U.S. Department of Labor

- [Office of Unemployment Insurance Weekly Claims Reports](#)


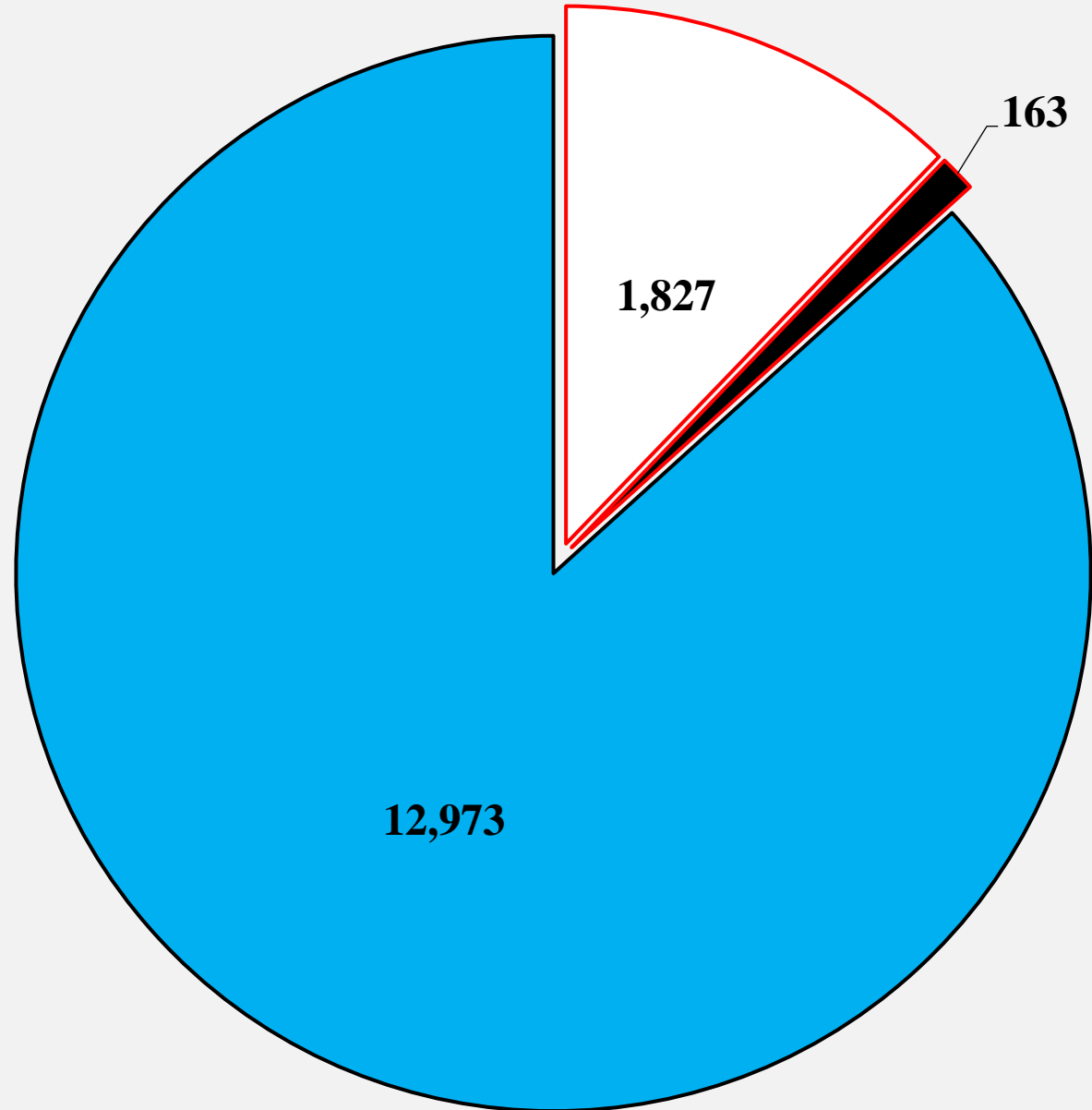


COVID-19 Oklahoma City Case Status

As of 10/1/2020

Source: Oklahoma State Department of Health

Oklahoma City	
New Cases Today	153
New Deaths Today	0
New Recoveries Today	28
Total Cumulative Cases	14,963
Total Cumulative Deaths	163
Total Cumulative Recoveries	12,973
Citywide Case Fatality Rate (CFR)	1.08%
Citywide Recovery Rate	86.70%
Oklahoma City Share of Statewide Cases	16.93%

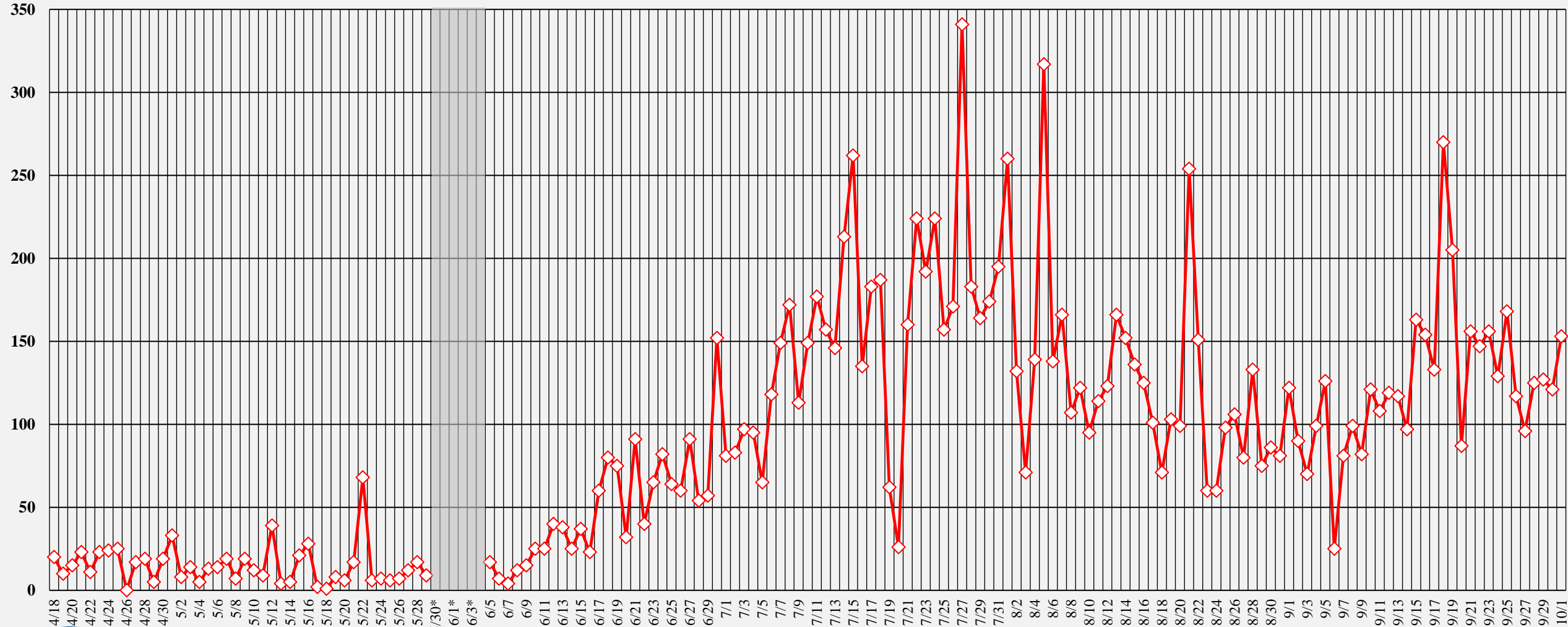


COVID-19 Oklahoma City Cases Per Day

4/18 through 10/1/2020

Source: Oklahoma State Department of Health

 Confirmed Cases Per Day



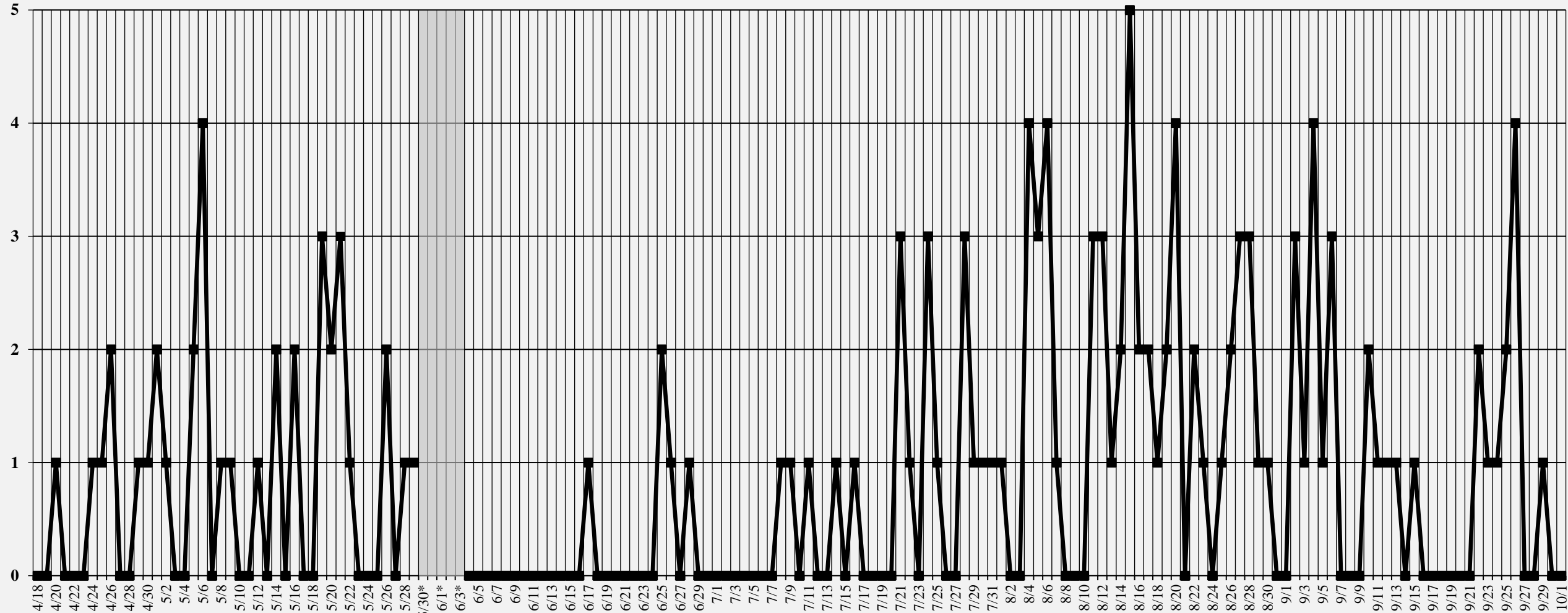
**No local data published 5/30 through 6/3*

COVID-19 Oklahoma City Deaths Per Day

4/18 through 10/1/2020

Source: Oklahoma State Department of Health

Deaths Per Day



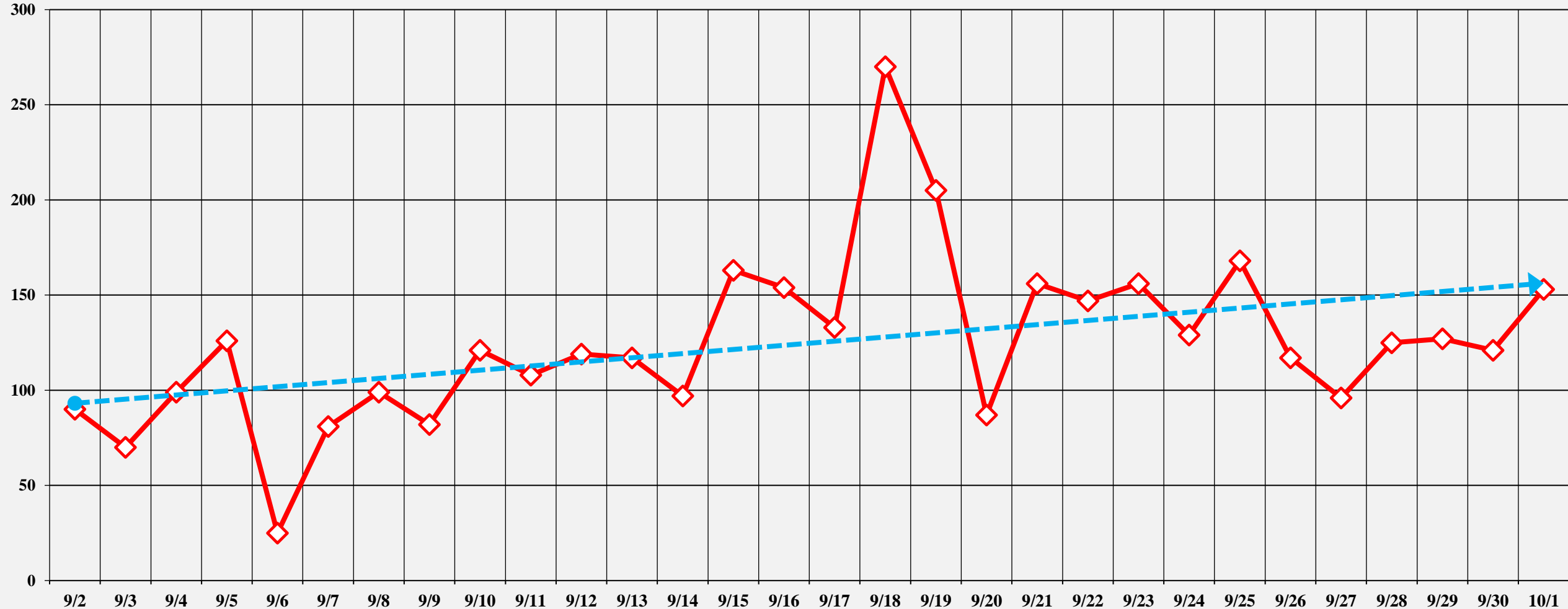
*No local data published 5/30 through 6/3

COVID-19 Oklahoma City Cases 30-Day Trends

9/2 through 10/1/2020

Source: Oklahoma State Department of Health

 **Confirmed Cases Per Day**
 **Cases Trendline**

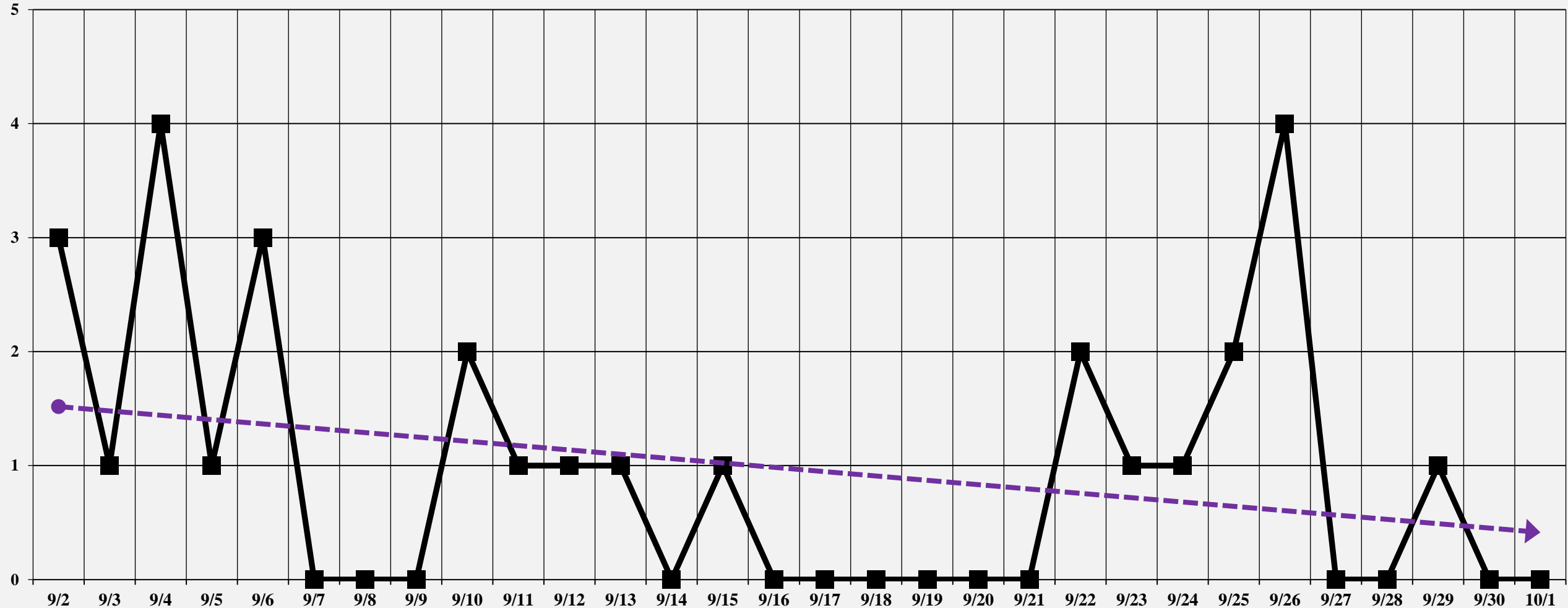


COVID-19 Oklahoma City Deaths 30-Day Trends

9/2 through 10/1/2020

Source: Oklahoma State Department of Health

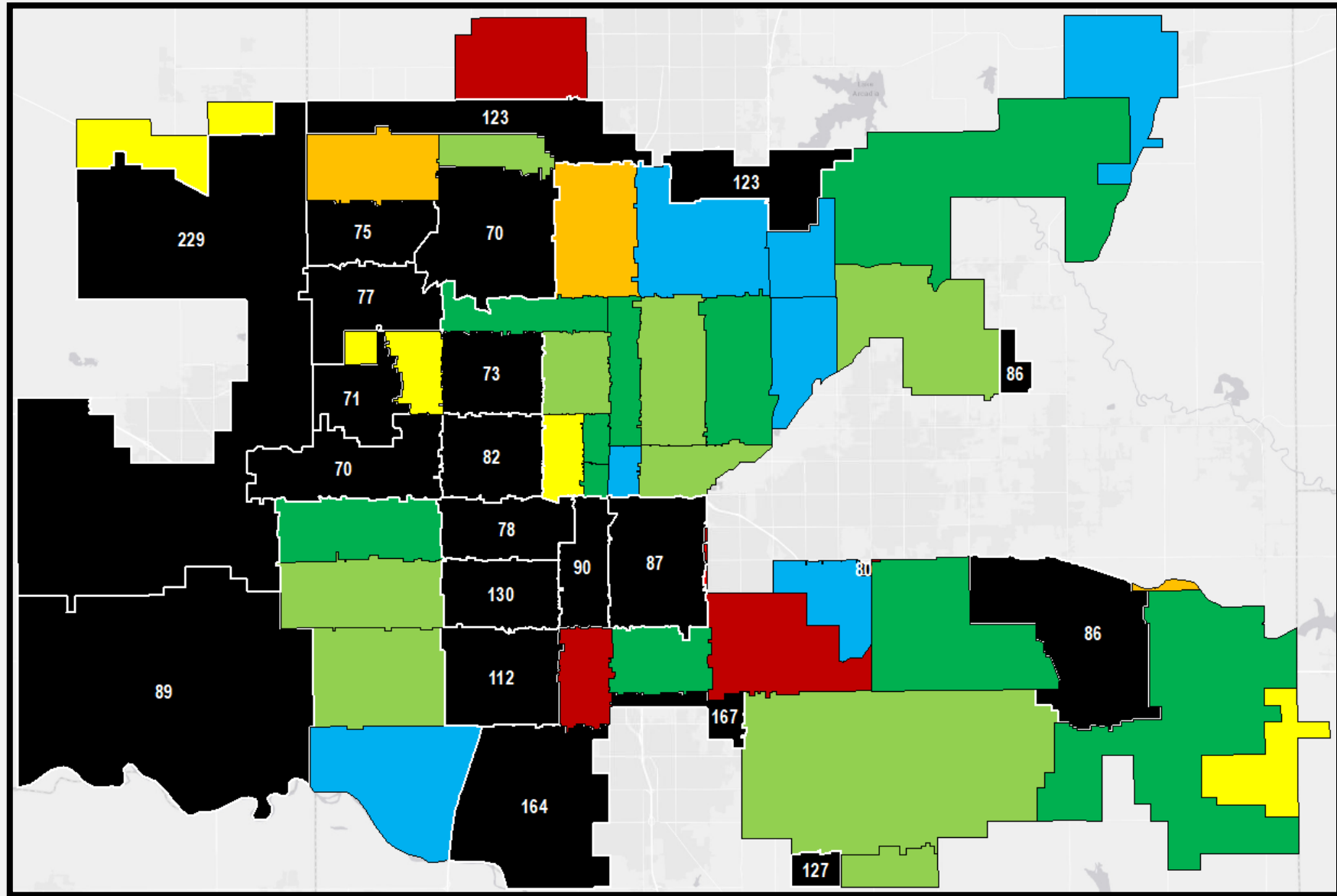
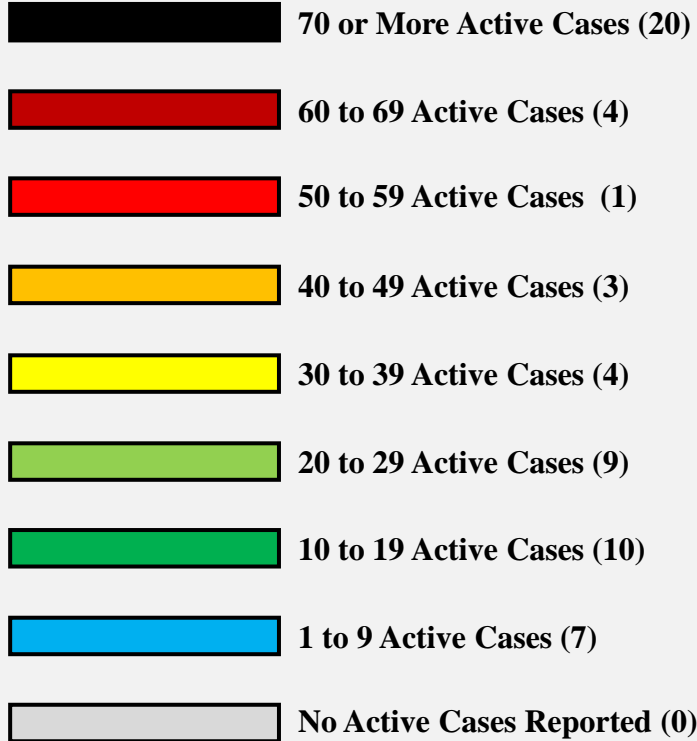
Deaths Per Day
Deaths Trendline



COVID-19 Active Cases by Oklahoma City ZIP

As of 10/1/2020

Source: Oklahoma State Health Department



Active case totals represent those within the whole of the ZIP code. Because several ZIP codes are only partially within Oklahoma City's corporate limits, outlying ZIP codes may not reflect cases within Oklahoma City. Active cases are determined by subtracting recoveries and deaths from cumulative cases per ZIP code.



COVID-19 Cumulative Cases and New Cases by Oklahoma City ZIP

As of 10/1/2020

Source: Oklahoma State Health Department

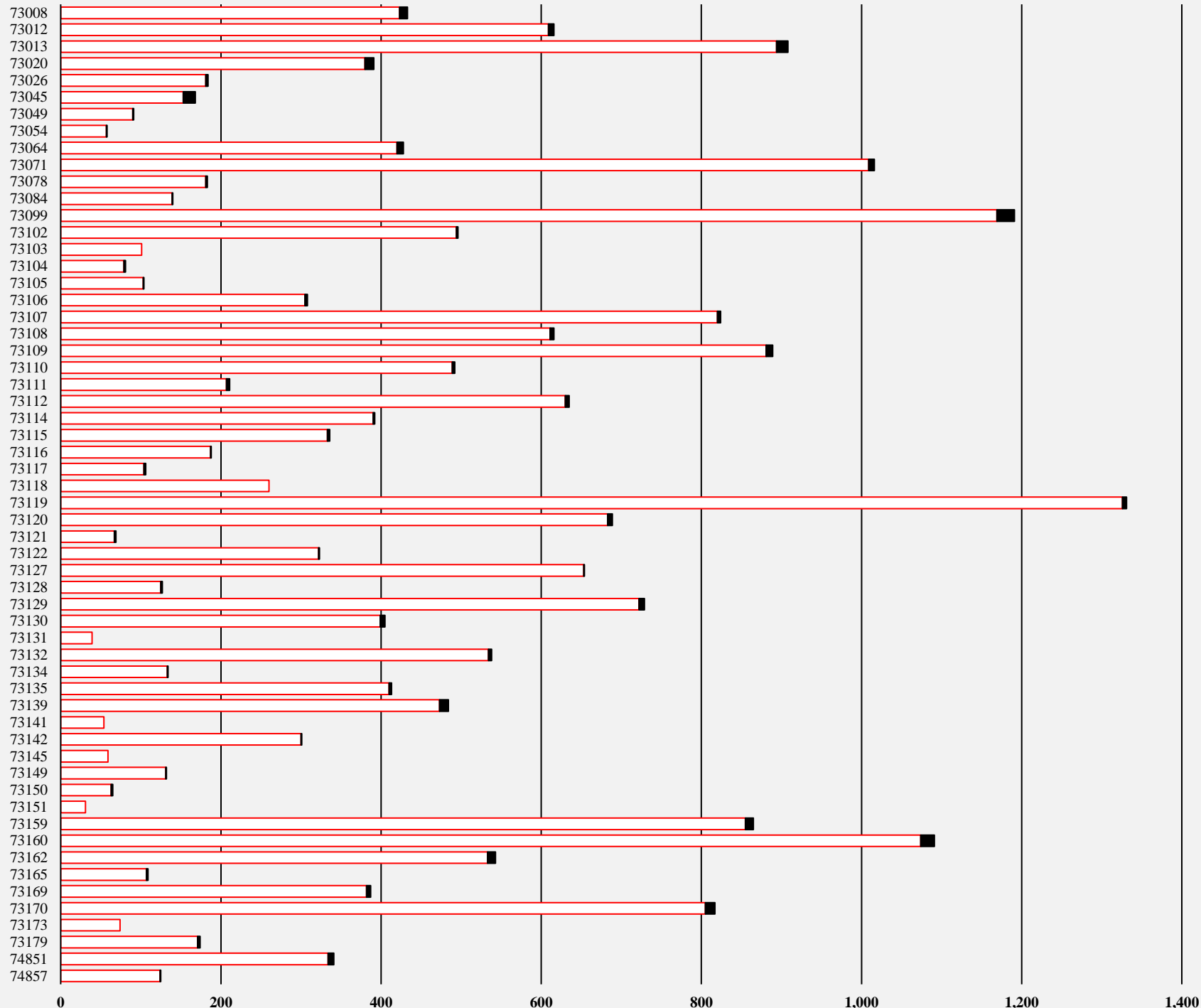
 Cumulative Cases Reported

 Cases Added 10/1/2020

The following Oklahoma City ZIP codes were reported to have additional new cases today, October 1, 2020:

- 73008 (10)
- 73012 (7)
- 73013 (14)
- 73020 (11)
- 73026 (3)
- 73045 (15)
- 73049 (1)
- 73054 (1)
- 73064 (8)
- 73071 (7)
- 73078 (2)
- 73084 (1)
- 73099 (22)
- 73102 (2)
- 73104 (2)
- 73105 (1)
- 73106 (3)
- 73107 (4)
- 73108 (5)
- 73109 (8)
- 73110 (3)
- 73111 (4)
- 73112 (5)
- 73114 (2)
- 73115 (3)
- 73116 (1)
- 73117 (2)
- 73119 (5)
- 73120 (6)
- 73121 (2)
- 73122 (1)
- 73127 (1)
- 73128 (2)
- 73129 (7)
- 73130 (6)
- 73132 (4)
- 73134 (1)
- 73135 (3)
- 73139 (11)
- 73142 (1)
- 73149 (1)
- 73150 (2)
- 73159 (10)
- 73160 (17)
- 73162 (10)
- 73162 (2)
- 73169 (5)
- 73170 (12)
- 73179 (3)
- 74851 (7)
- 74857 (1)

Because several ZIP codes are only partially within Oklahoma City's corporate limits, ZIP codes may reflect cases not within Oklahoma City.



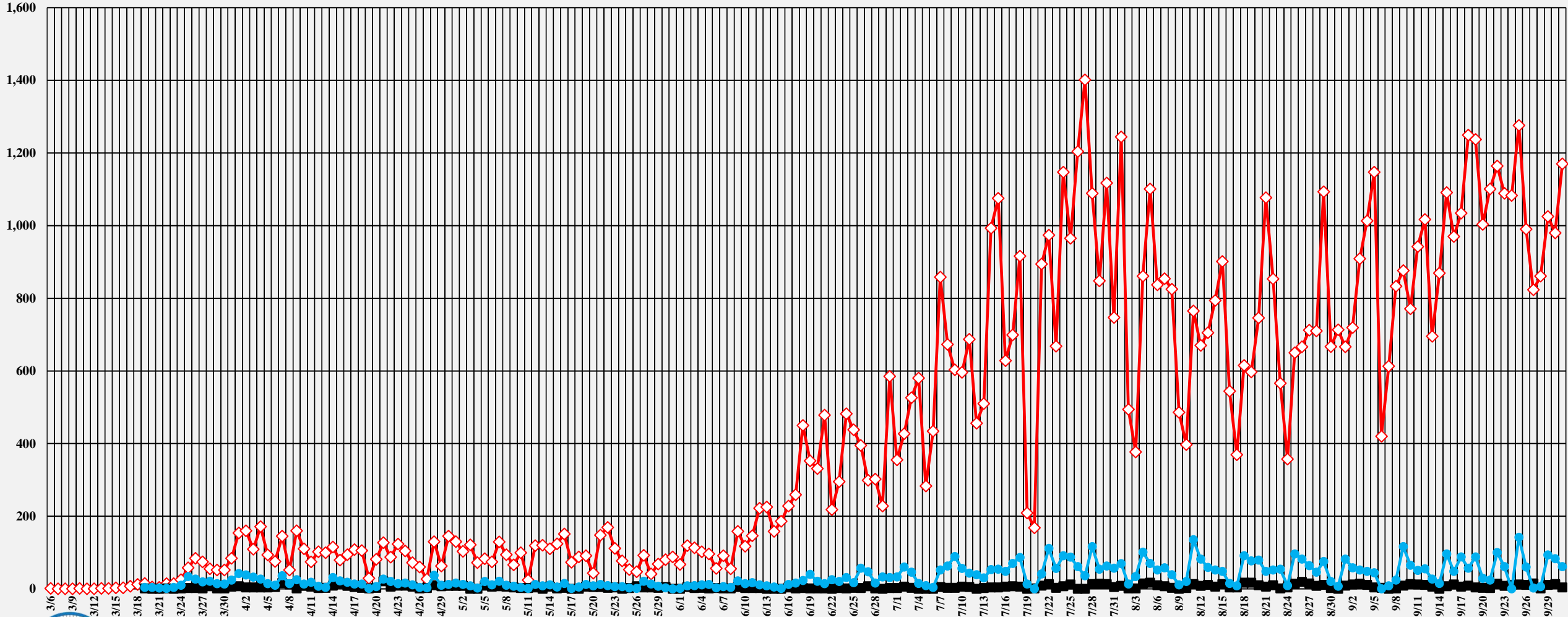
COVID-19 Statewide Cases, Hospitalizations, and Deaths Per Day

3/6 through 10/1/2020

Source: Oklahoma State Department of Health

This chart demonstrates cases, hospitalizations, and deaths reported daily rather than cumulative based on the Oklahoma State Health Department's daily reports.

Cases Per Day **Hospitalizations Per Day** **Deaths Per Day**

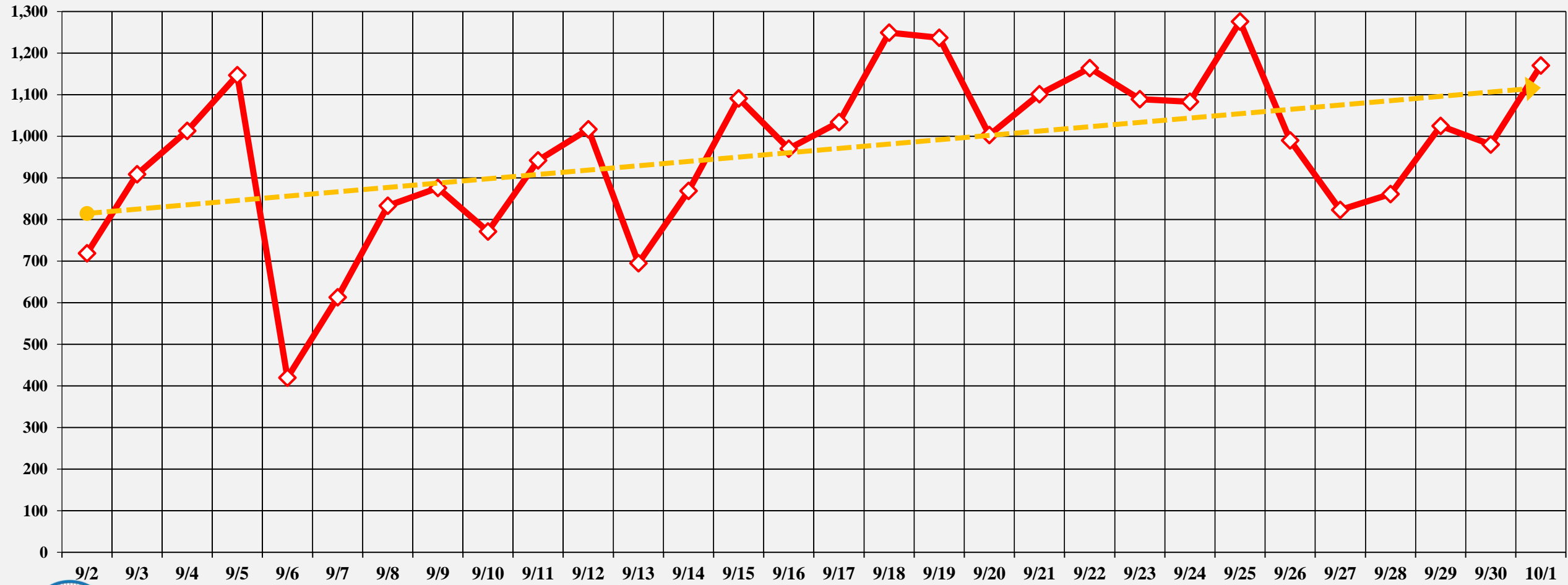


COVID-19 Statewide Cases 30-Day Trends

9/2 through 10/1/2020

Source: Oklahoma State Department of Health

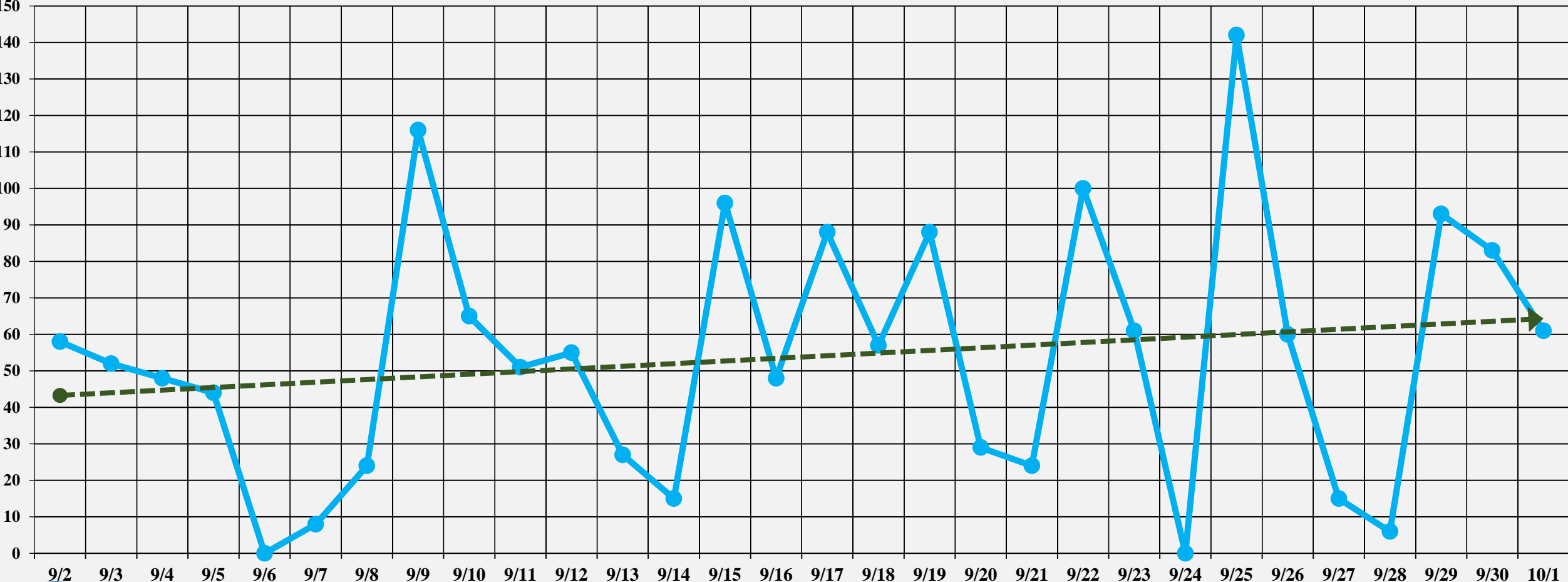
 **Cases Per Day**
 **Cases Trendline**



COVID-19 Statewide Hospitalizations 30-Day Trends

9/2 through 10/1/2020

Source: Oklahoma State Department of Health



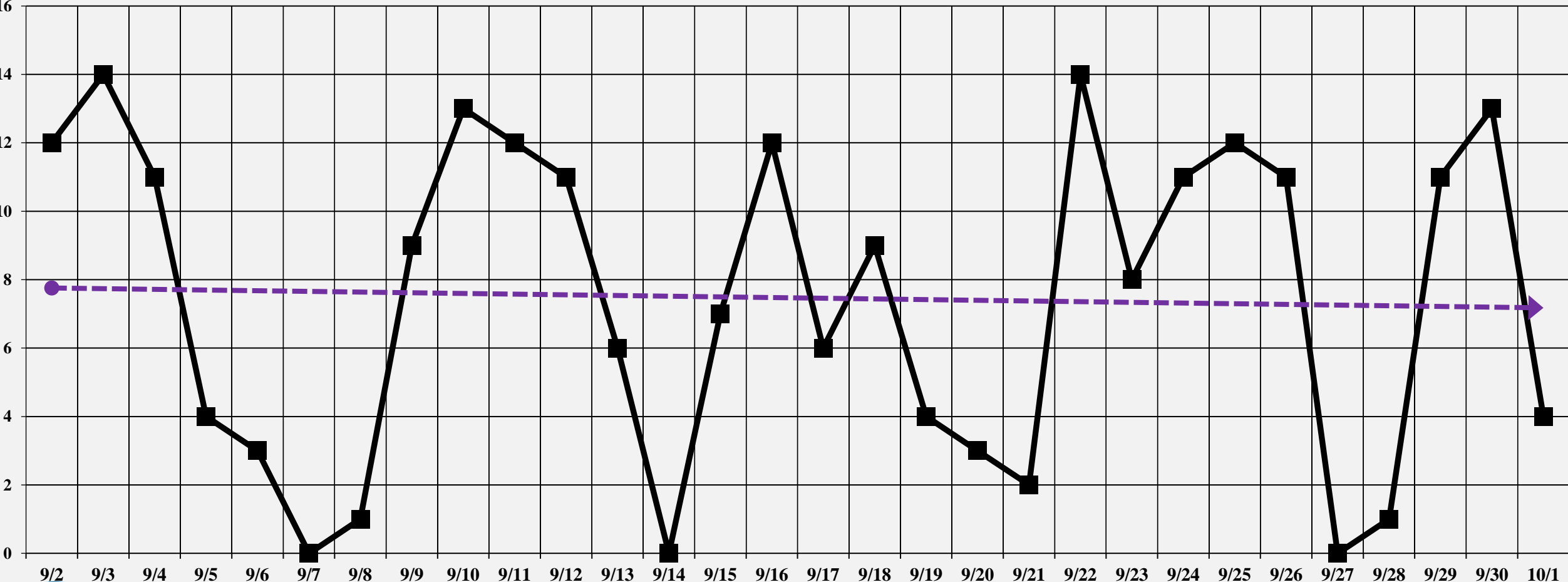
COVID-19 Statewide Deaths 30-Day Trends

9/2 through 10/1/2020

Source: Oklahoma State Department of Health

Deaths Per Day

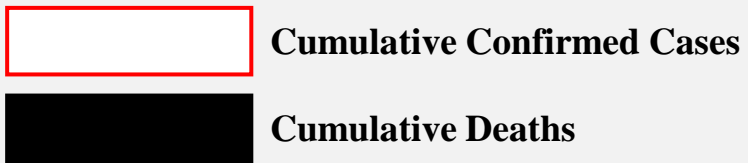
Deaths Trendline



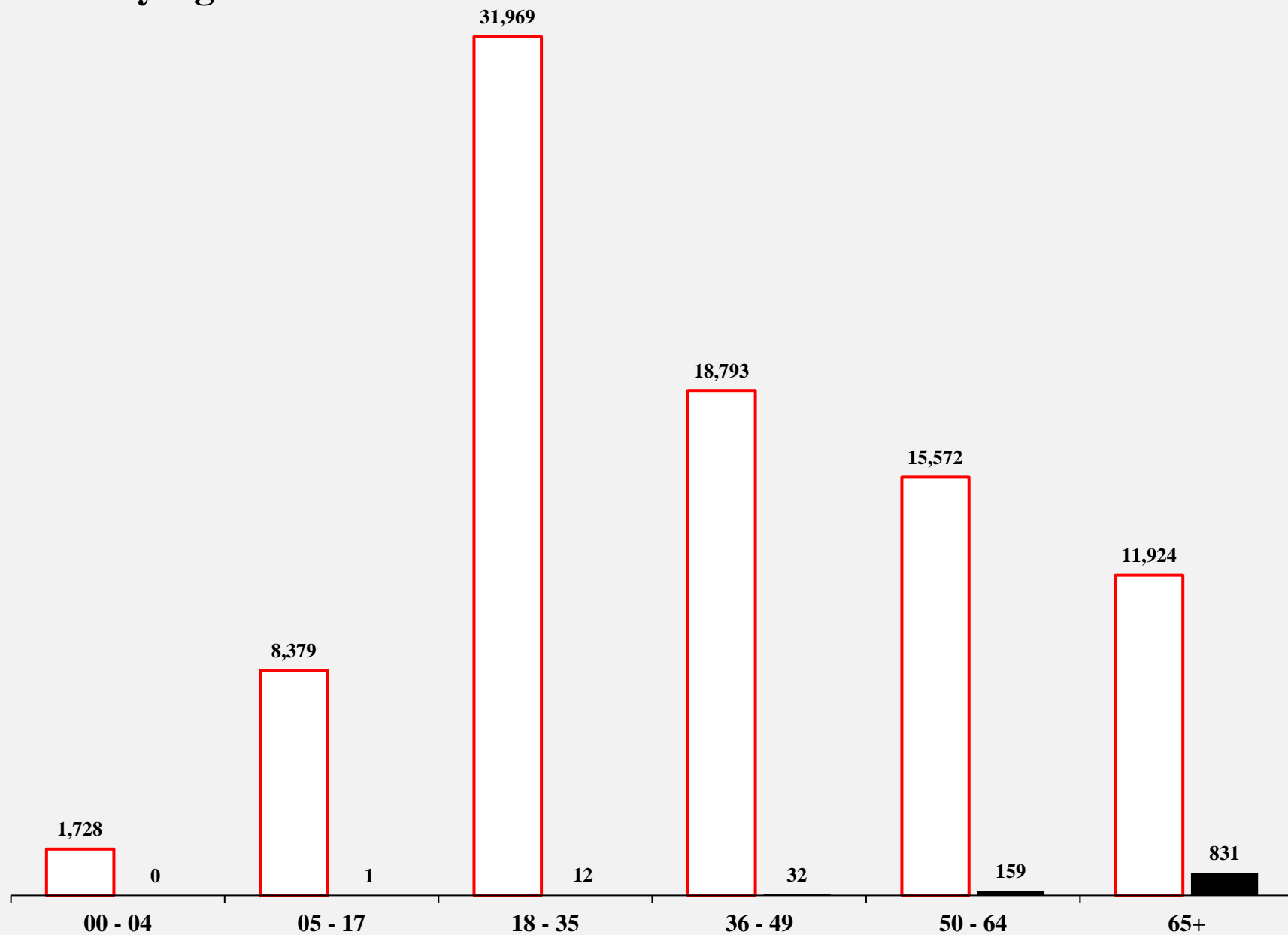
COVID-19 Statewide Cases and Deaths by Age Cohort

As of 10/1/2020

Source: Oklahoma State Health Department



Mean Age of Deceased	74.7
Mean Age of Confirmed Cases	39.2
Mean Age of Hospitalized Cases	60.7
Mean Age of Non-Hospitalized Cases	37.9



COVID-19 Cases and Deaths by Race and Ethnicity

As of 10/1/2020

Source: Oklahoma State Health Department, CDC



Cumulative Confirmed Cases



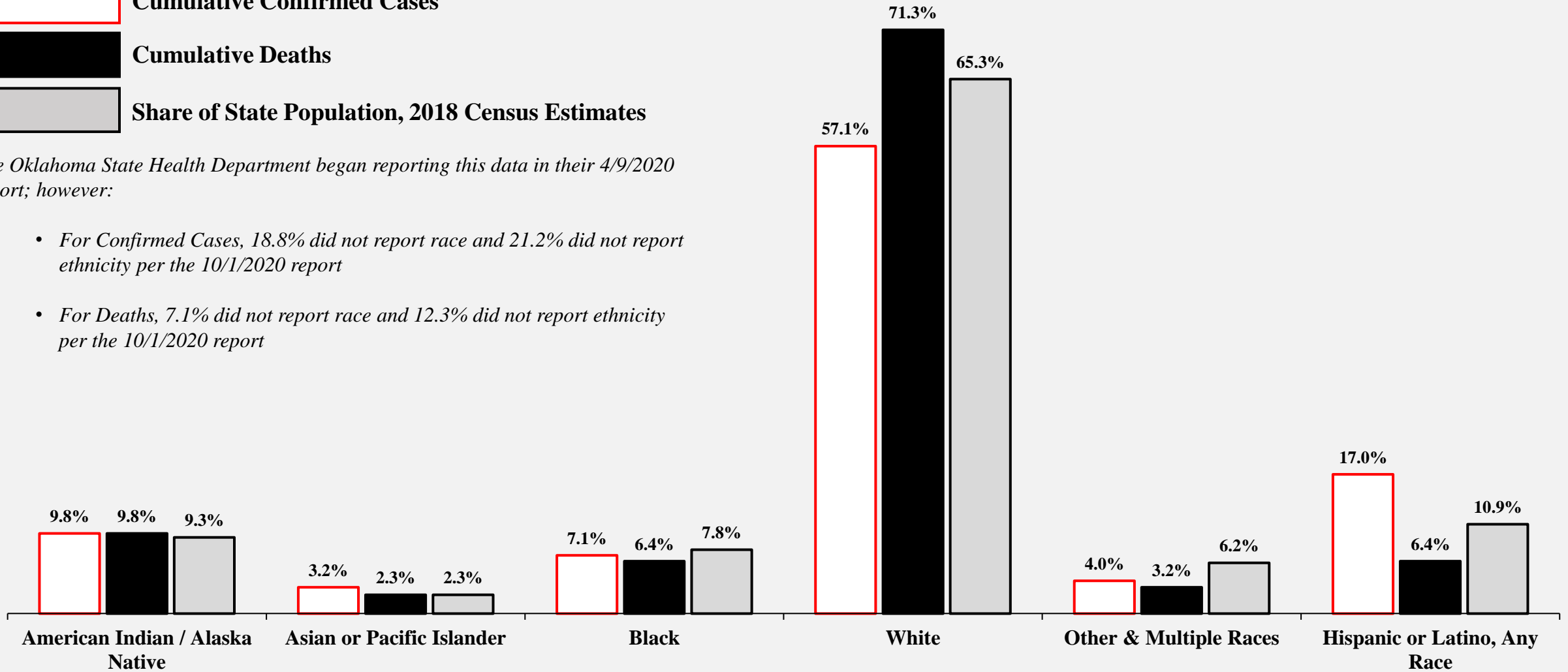
Cumulative Deaths



Share of State Population, 2018 Census Estimates

The Oklahoma State Health Department began reporting this data in their 4/9/2020 report; however:

- For Confirmed Cases, 18.8% did not report race and 21.2% did not report ethnicity per the 10/1/2020 report
- For Deaths, 7.1% did not report race and 12.3% did not report ethnicity per the 10/1/2020 report



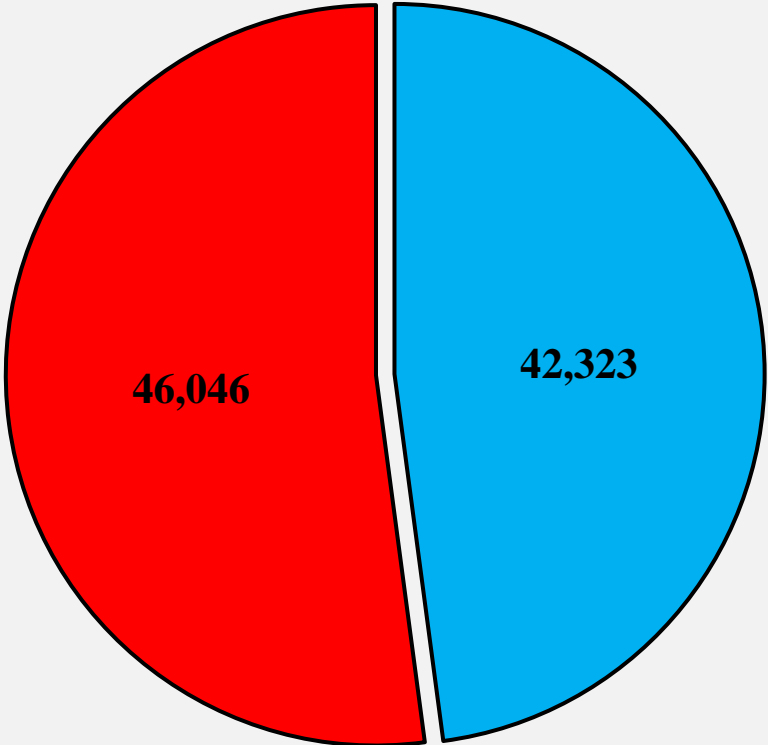
COVID-19 Cases and Deaths by Gender

As of 10/1/2020

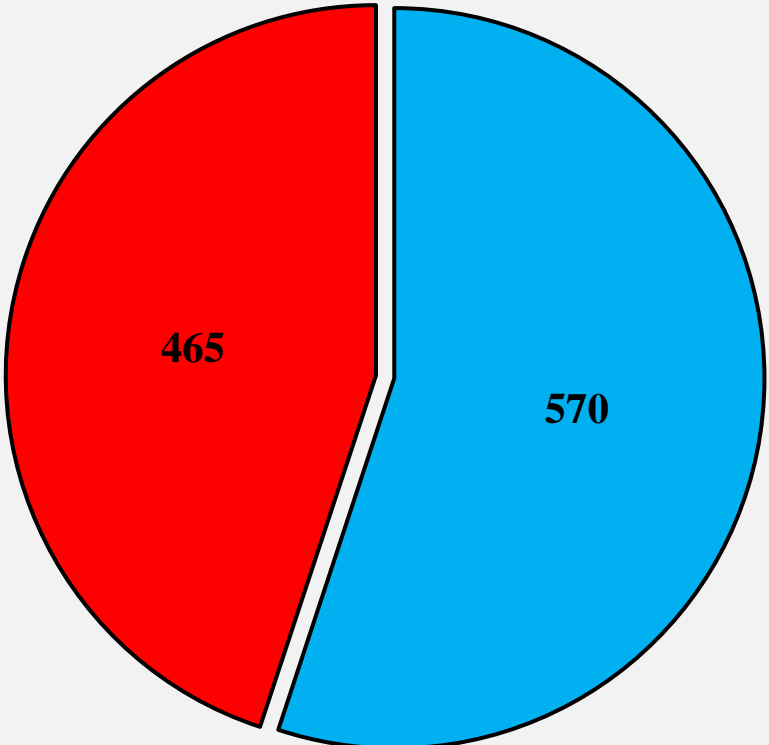
Source: Oklahoma State Health Department



Cumulative Confirmed Cases



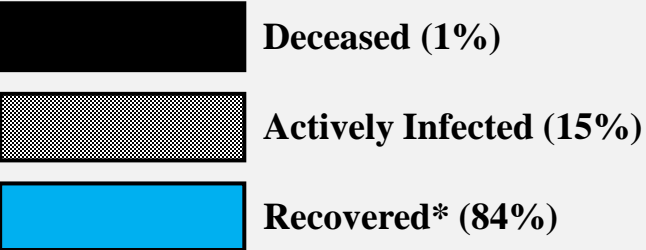
Cumulative Deaths



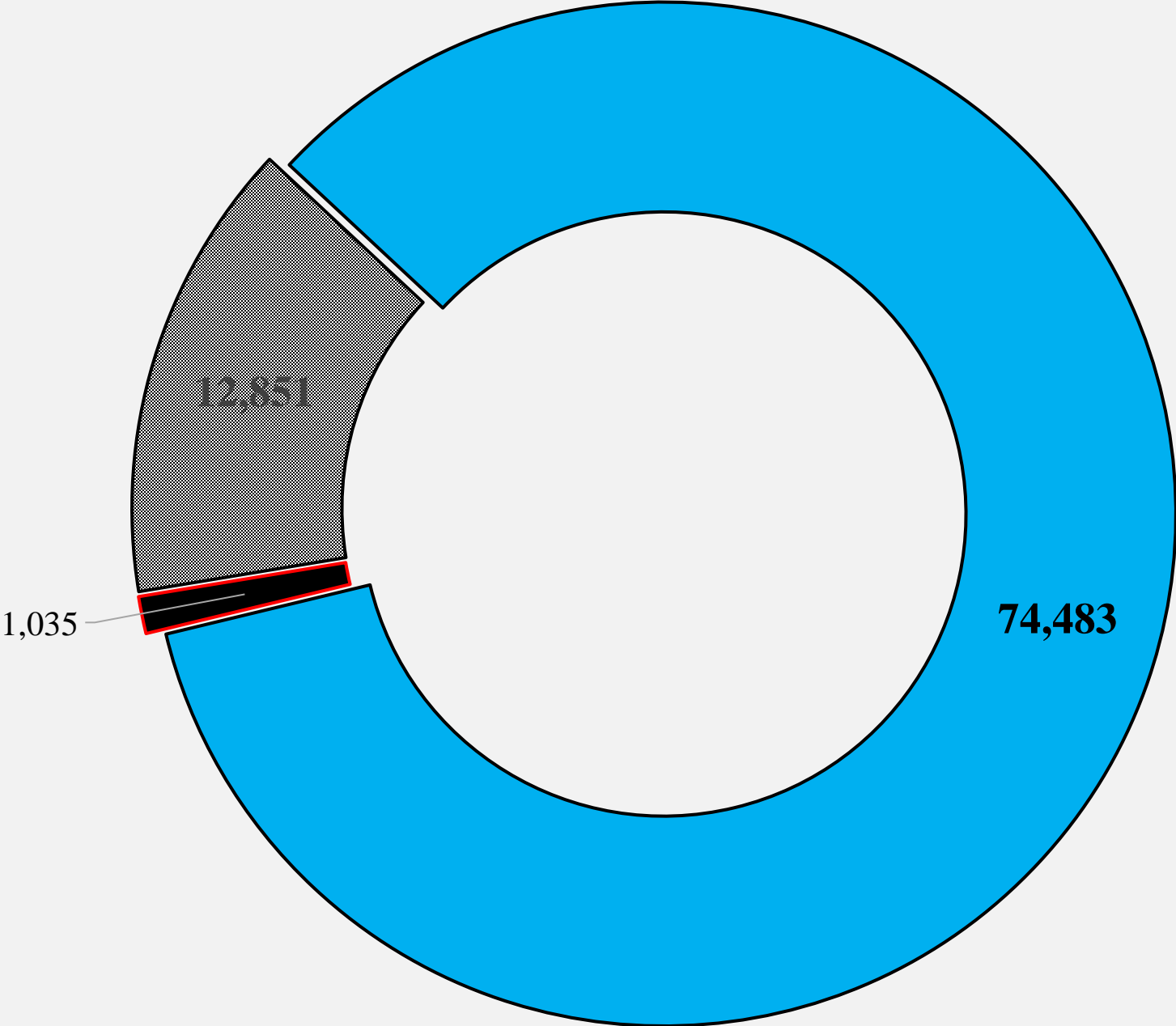
COVID-19 Current Case Status Statewide

As of 10/1/2020

Source: Oklahoma State Health Department



**Recovered is defined by the Oklahoma State Health Department as not currently hospitalized or deceased after 14 days of onset/report.*



COVID-19 Statewide Test Results

As of 10/1/2020

Source: Oklahoma State Health Department



Positive for COVID-19 (8%)

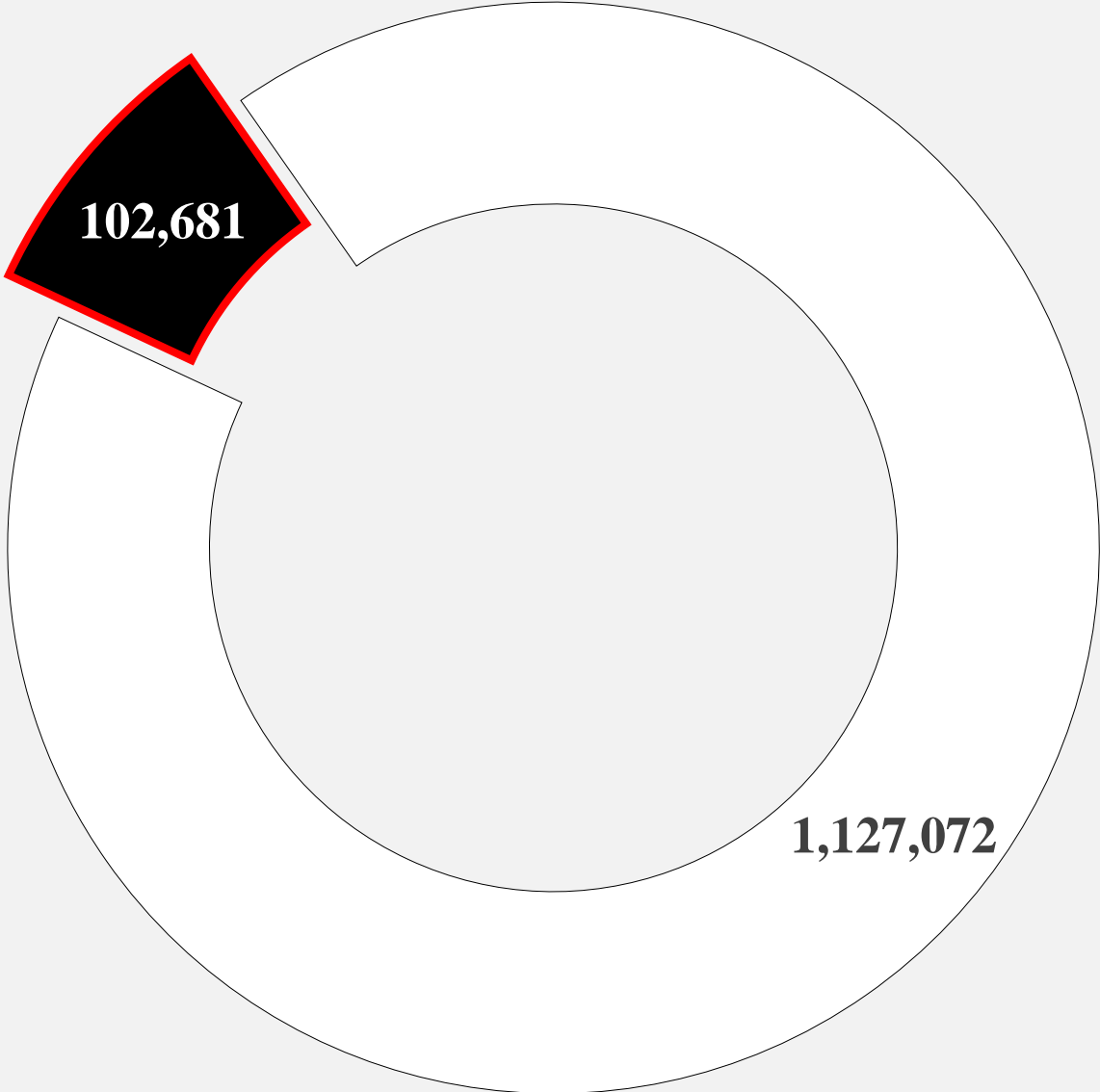
- 102,681 positive tests*



Negative for COVID-19 (92%)

- 1,127,072 negative tests*

**The Oklahoma State Health Department notes total test specimen counts may not reflect unique individuals.*



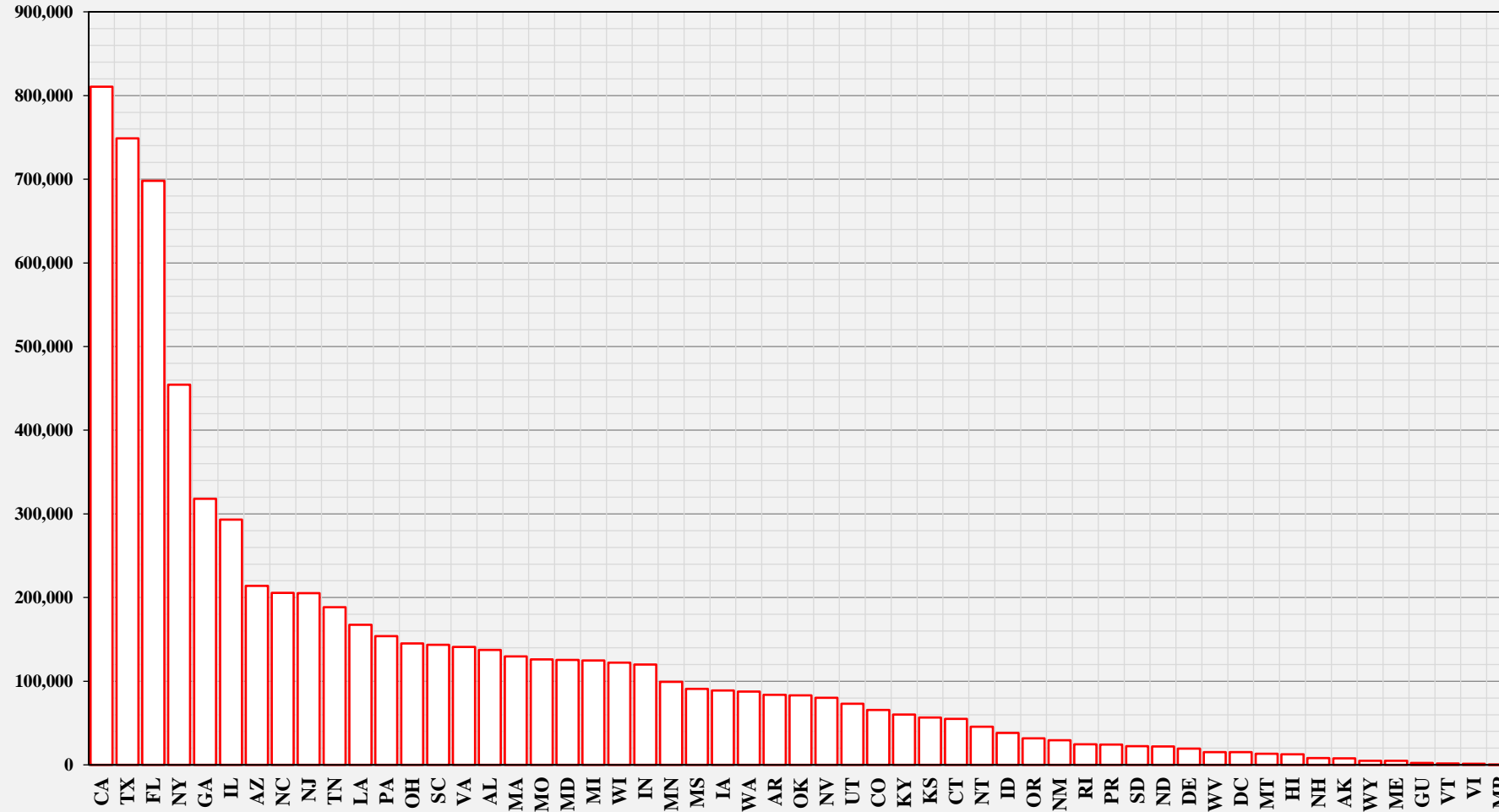
COVID-19 Cumulative Confirmed Cases by U.S. State, Territory

1/21/2020 through 9/30/2020, as of 10/1/2020

Source: CDC



Cumulative Confirmed Cases



State	Cases
CA	810,625
TX	748,967
FL	698,051
NY	454,293
GA	318,026
IL	293,274
AZ	213,934
NC	205,703
NJ	205,275
TN	188,505
LA	167,458
PA	153,924
OH	145,191
SC	143,623
VA	140,990
AL	137,564
MA	129,753
MO	126,113
MD	125,510
MI	124,687
WI	122,274
IN	120,019
MN	99,134
MS	90,980
IA	88,830
WA	87,522
AR	83,697
OK	83,194
NV	80,085
UT	73,042
CO	65,578
KY	60,218
KS	56,621
CT	55,129
NT	45,564
ID	38,186
OR	31,896

State	Cases
NM	29,435
RI	24,748
PR	24,176
SD	22,389
ND	22,218
DE	19,540
WV	15,393
DC	15,326
MT	13,393
HI	12,589
NH	8,266
AK	7,824
WY	5,046
ME	4,865
GU	2,488
VT	1,755
VI	1,318
MP	70

Oklahoma Statewide Unemployment Initial Claims

As of 10/1/2020

Source: U.S. Department of Labor

 Initial Claims

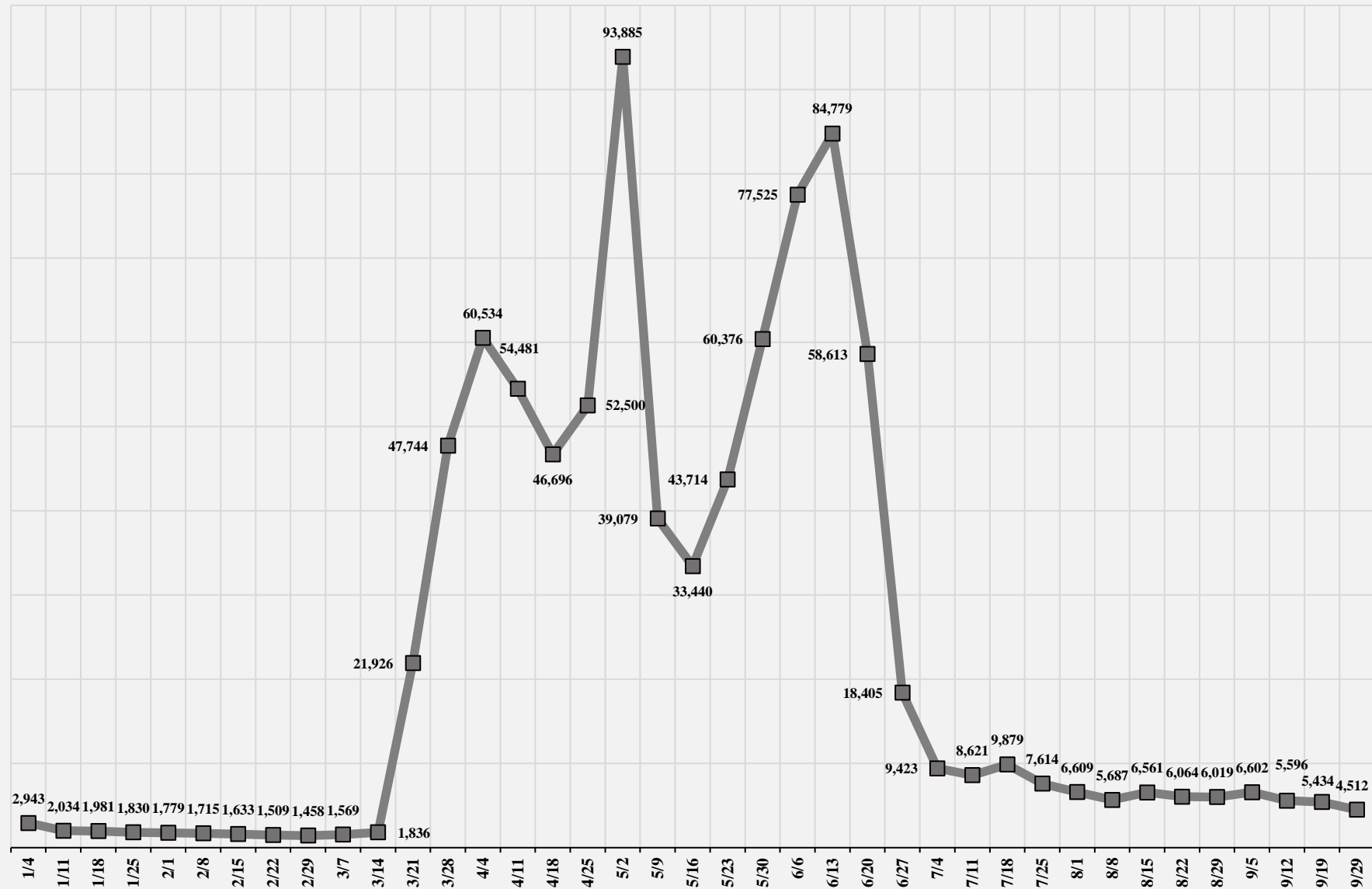
Unemployment claims are reported on a weekly basis every Thursday by the U.S. Department of Labor.

New data published 10/1/2020:

- Reported 4,512 initial claims filed in Oklahoma during the week ending 9/29/2020
- Revised downwards by 126 claims filed during the week ending 9/19/2020

Each of these numbers represents the number of new unemployment claims filed in Oklahoma each week; they are **not** cumulative. When weekly data is released, prior week data is subject to revision by the U.S. Department of Labor.

The data used here is not seasonally adjusted.



Note: Oklahoma's unemployment system has seen a large but still unclear quantity of fraudulent claims. The Oklahoma Employment Security Commission (OESC) and their benefits distribution contractor were reported to have ["identified about 70,000 claims as being fraudulent."](#) On Monday, June 22nd, the OESC interim director stated since March 1st, ["about 64,000 claims,"](#) or about 10% of all claims statewide, were identified as potential fraud and stopped; prior stories reported ["100,000 have been viewed as fraudulent"](#) with ["nearly 15,000 fictitious claims"](#) linked to ["a well-organized Nigerian fraud ring."](#) The Oklahoma Employment Security Commission [has set-up a website](#) solely for the purpose of intaking reports of unemployment fraud.

Oklahoma City Office of Emergency Management

- [Prepare OKC](#)
- [Oklahoma City Accessible Hazard Alert System](#)
 - Oklahoma City is partnering with Deaf Link to provide the Accessible Hazard Alert System (AHAS) which will send accessible alert messages to registered subscribers who are Deaf, Blind, Hard of Hearing, or Deaf/Blind before, during, and after an emergency or disaster in Oklahoma City.
- Social Media
 - [Twitter](#)
 - [Facebook](#)
- Contact
 - (405) – 605 – 8200
 - OKCEM@okc.gov