



COVID-19: Oklahoma City Weekly Data Report

Thursday, October 15, 2020



Data and Information Sources

Oklahoma State Department of Health

- Daily Situation Updates
 - [October 9, 2020](#)
 - [October 12, 2020](#)
 - [October 13, 2020](#)
 - [October 14, 2020](#)
 - [October 15, 2020](#)
- Executive Order Reports
 - [October 9, 2020](#)
 - [October 12, 2020](#)
 - [October 13, 2020](#)
 - [October 14, 2020](#)
 - [October 15, 2020](#)
- [Coronavirus Disease 2019 Status Dashboard](#)

U.S. Centers for Disease Control and Prevention (CDC)

- [States Reporting Cases of COVID-19 to CDC](#)

U.S. Department of Labor

- [Office of Unemployment Insurance Weekly Claims Reports](#)


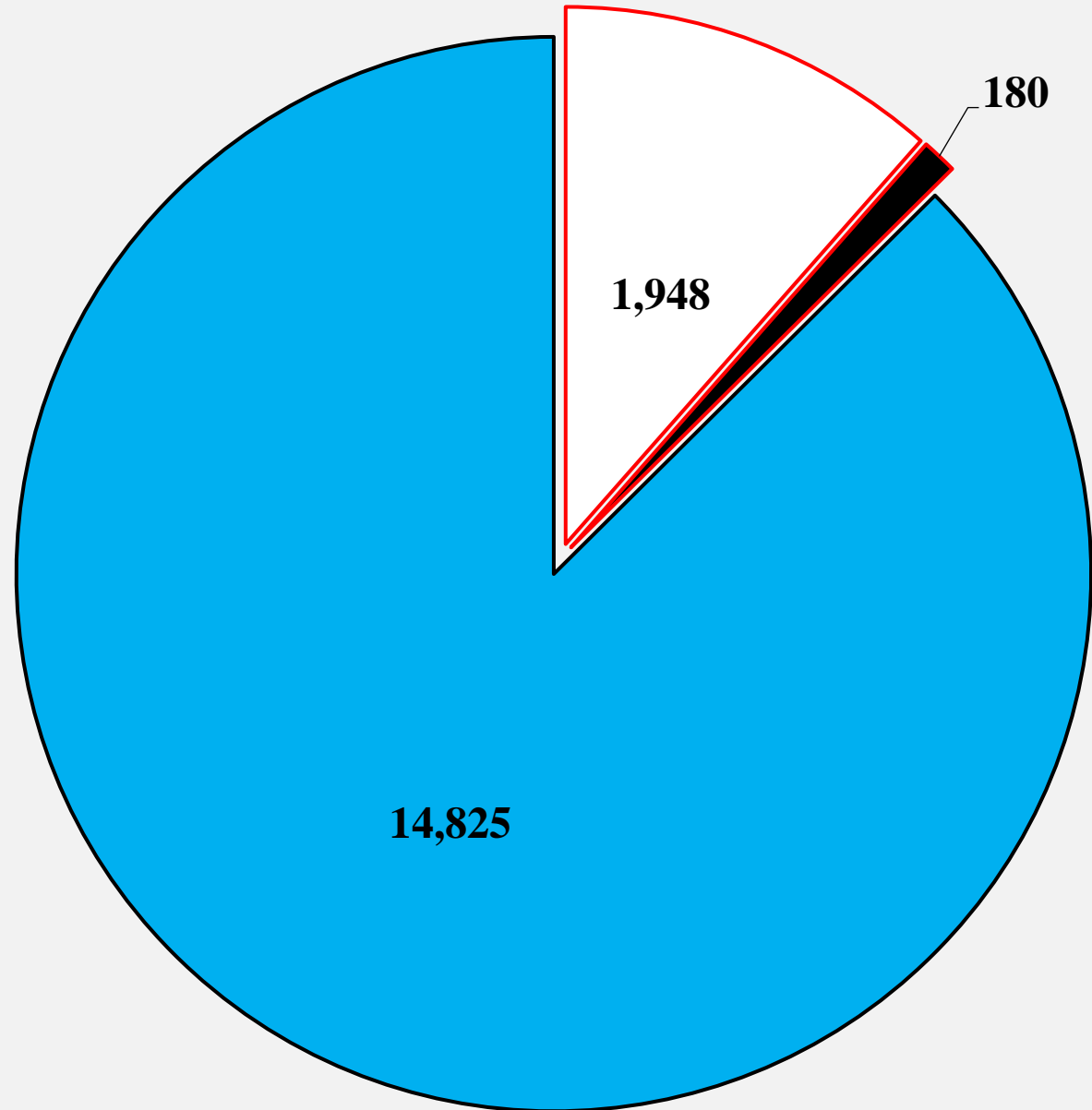


COVID-19 Oklahoma City Case Status

As of 10/15/2020

Source: Oklahoma State Department of Health

Oklahoma City	
New Cases Today	145
New Deaths Today	3
New Recoveries Today	160
Total Cumulative Cases	16,953
Total Cumulative Deaths	180
Total Cumulative Recoveries	14,825
Citywide Case Fatality Rate (CFR)	1.06%
Citywide Recovery Rate	87.44%
Oklahoma City Share of Statewide Cases	16.32%

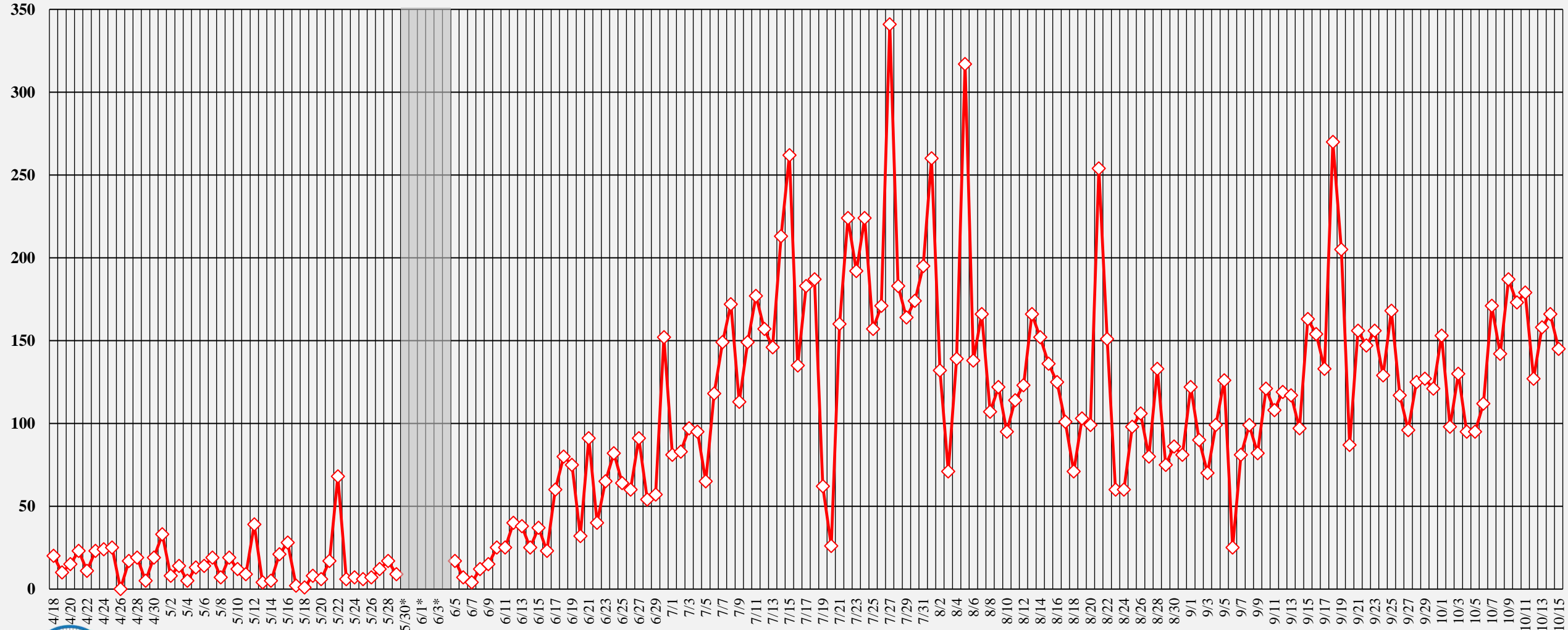


COVID-19 Oklahoma City Cases Per Day

4/18 through 10/15/2020

Source: Oklahoma State Department of Health

 **Confirmed Cases Per Day**



The City of
OKLAHOMA CITY
Office of Emergency Management

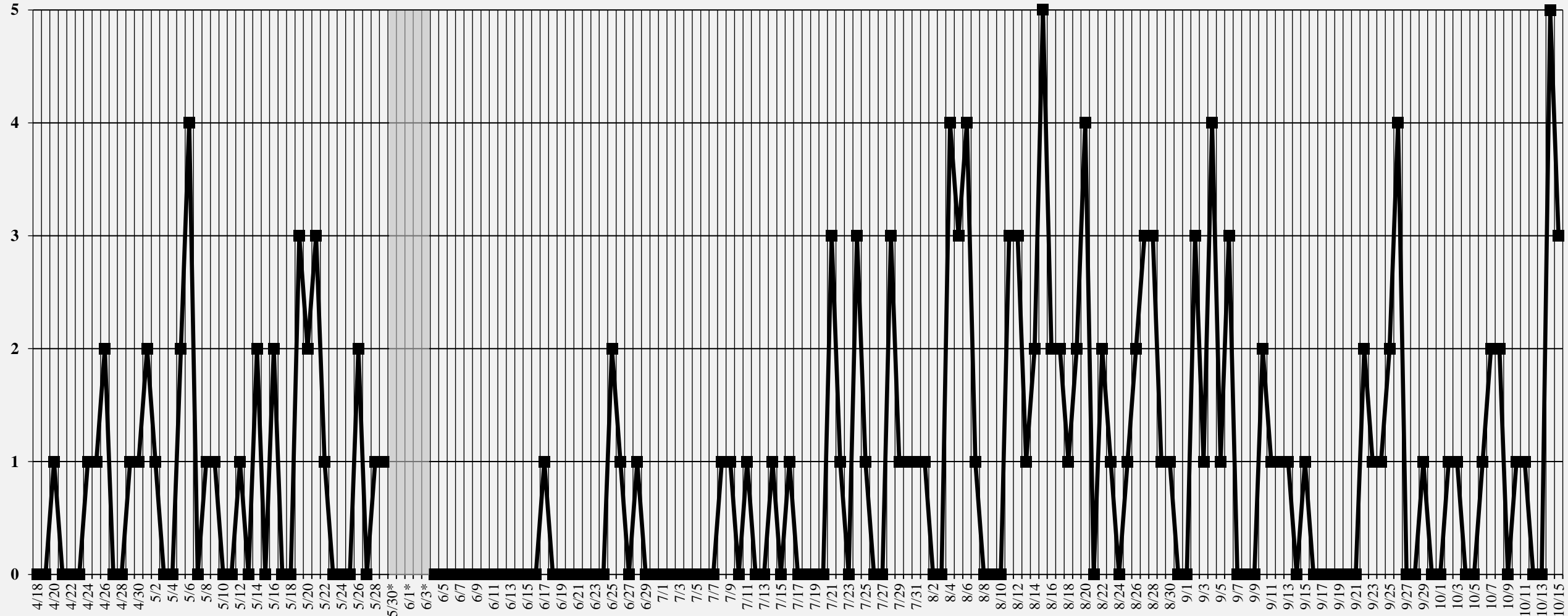
**No local data published 5/30 through 6/3*

COVID-19 Oklahoma City Deaths Per Day

4/18 through 10/15/2020

Source: Oklahoma State Department of Health

Deaths Per Day



The City of
OKLAHOMA CITY
Office of Emergency Management

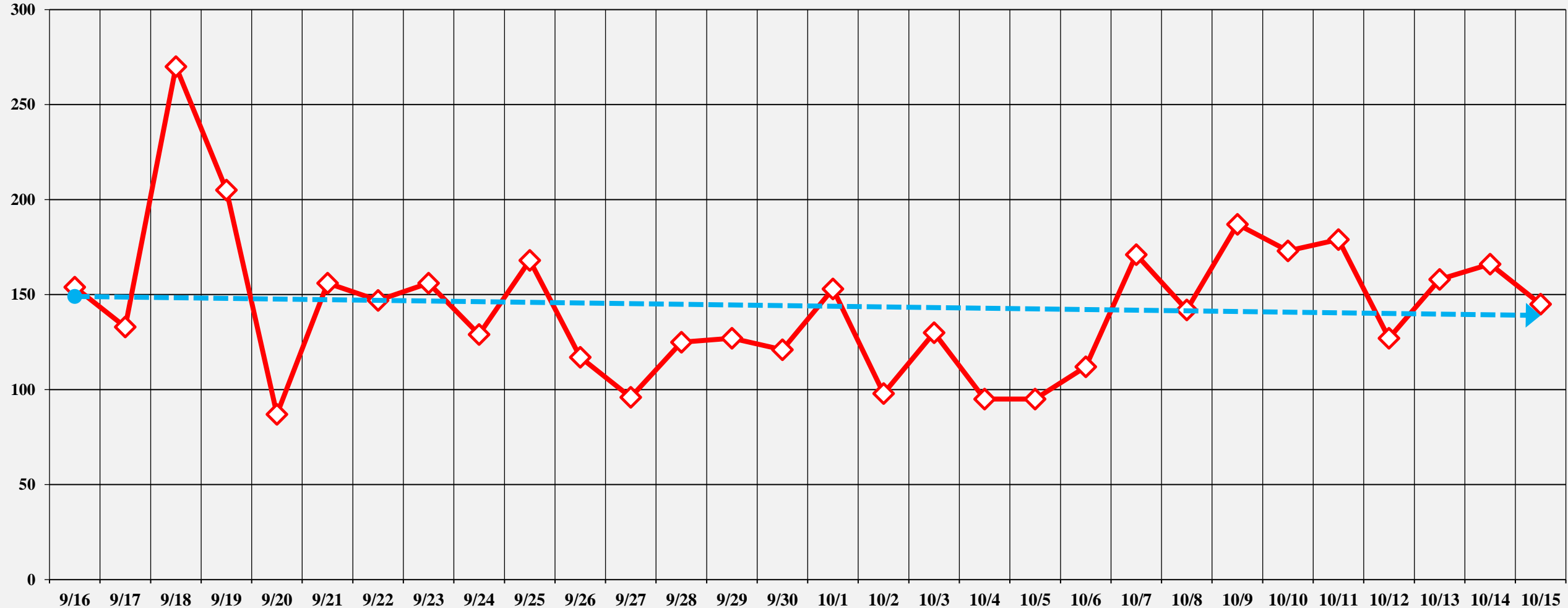
**No local data published 5/30 through 6/3*

COVID-19 Oklahoma City Cases 30-Day Trends

9/16 through 10/15/2020

Source: Oklahoma State Department of Health

 **Confirmed Cases Per Day**
 **Cases Trendline**

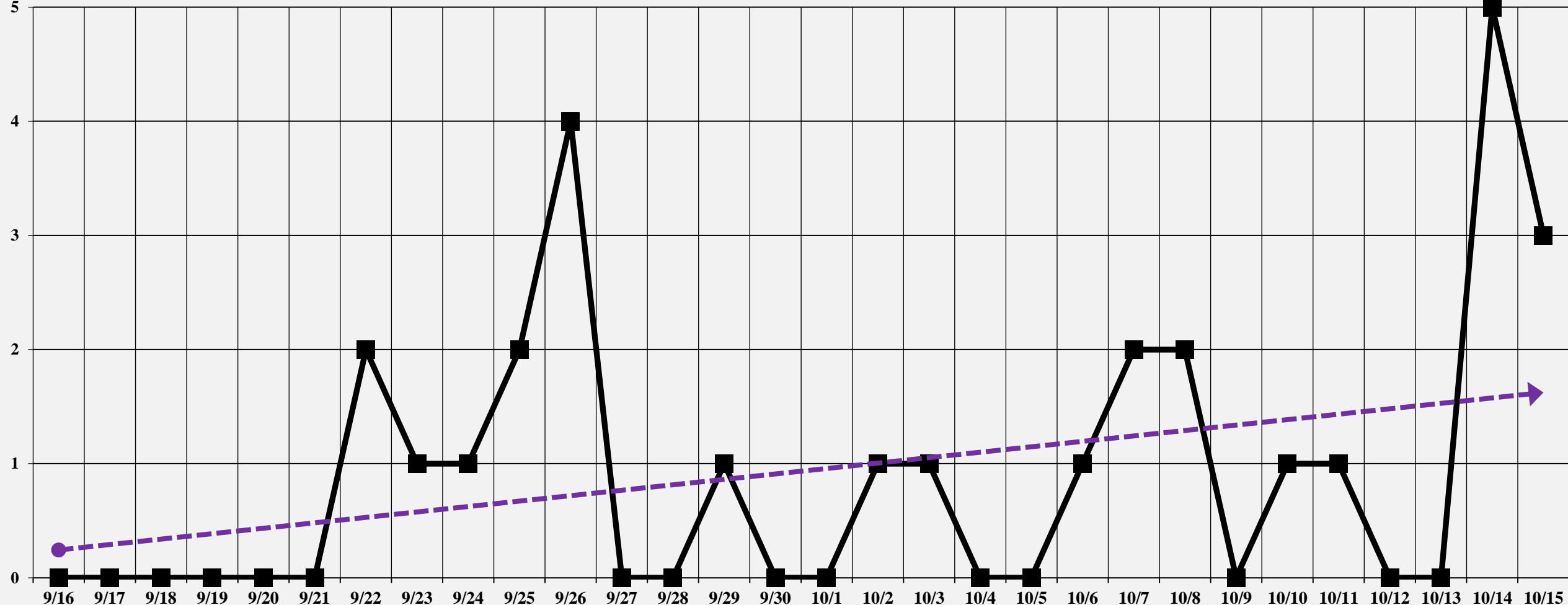


COVID-19 Oklahoma City Deaths 30-Day Trends

9/16 through 10/15/2020

Source: Oklahoma State Department of Health

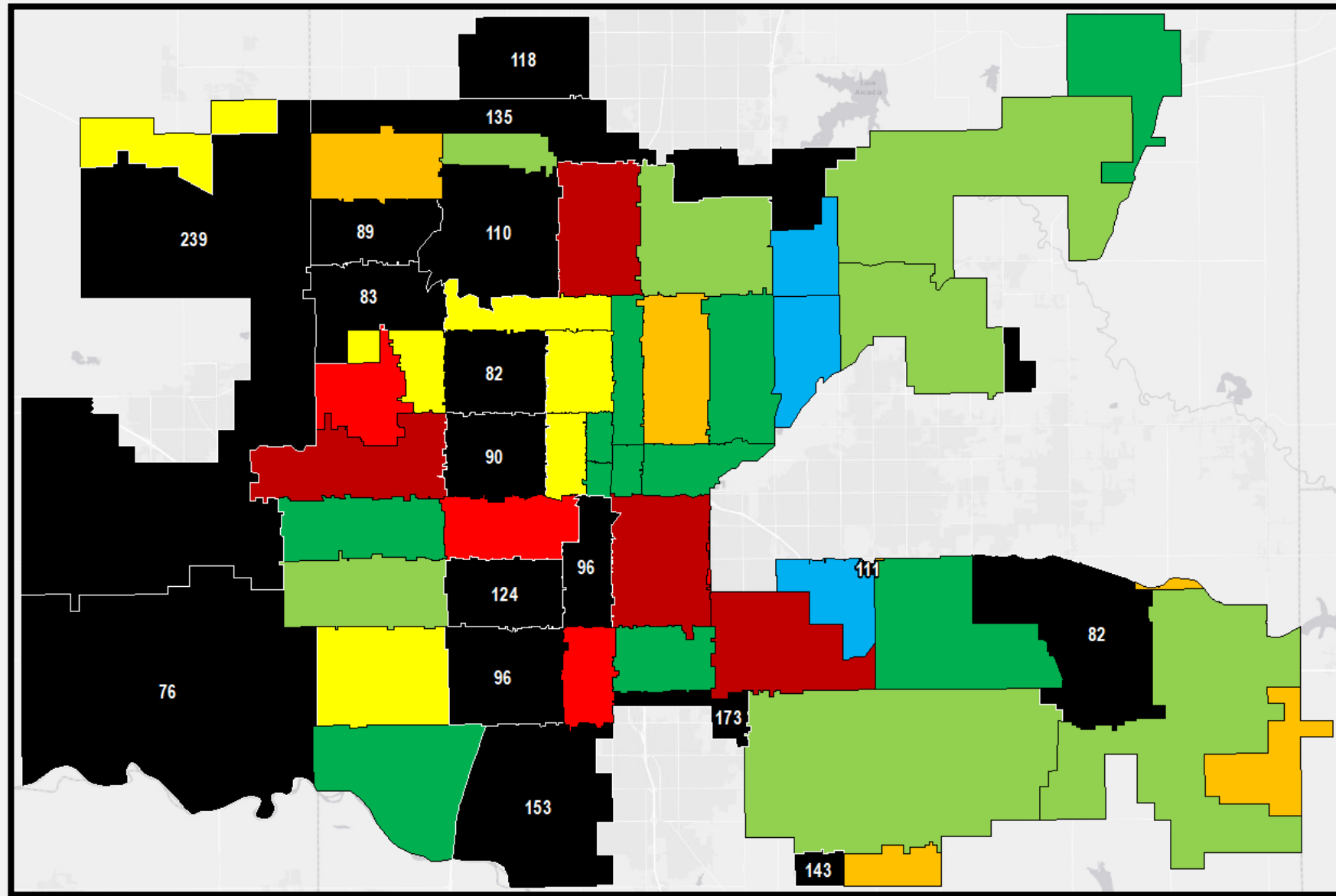

Deaths Per Day
Deaths Trendline



COVID-19 Active Cases by Oklahoma City ZIP

As of 10/15/2020

Source: Oklahoma State Health Department



Active case totals represent those within the whole of the ZIP code. Because several ZIP codes are only partially within Oklahoma City's corporate limits, outlying ZIP codes may not reflect cases within Oklahoma City. Active cases are determined by subtracting recoveries and deaths from cumulative cases per ZIP code.

COVID-19 Cumulative Cases and New Cases by Oklahoma City ZIP

As of 10/15/2020

Source: Oklahoma State Health Department



Cumulative Cases Reported

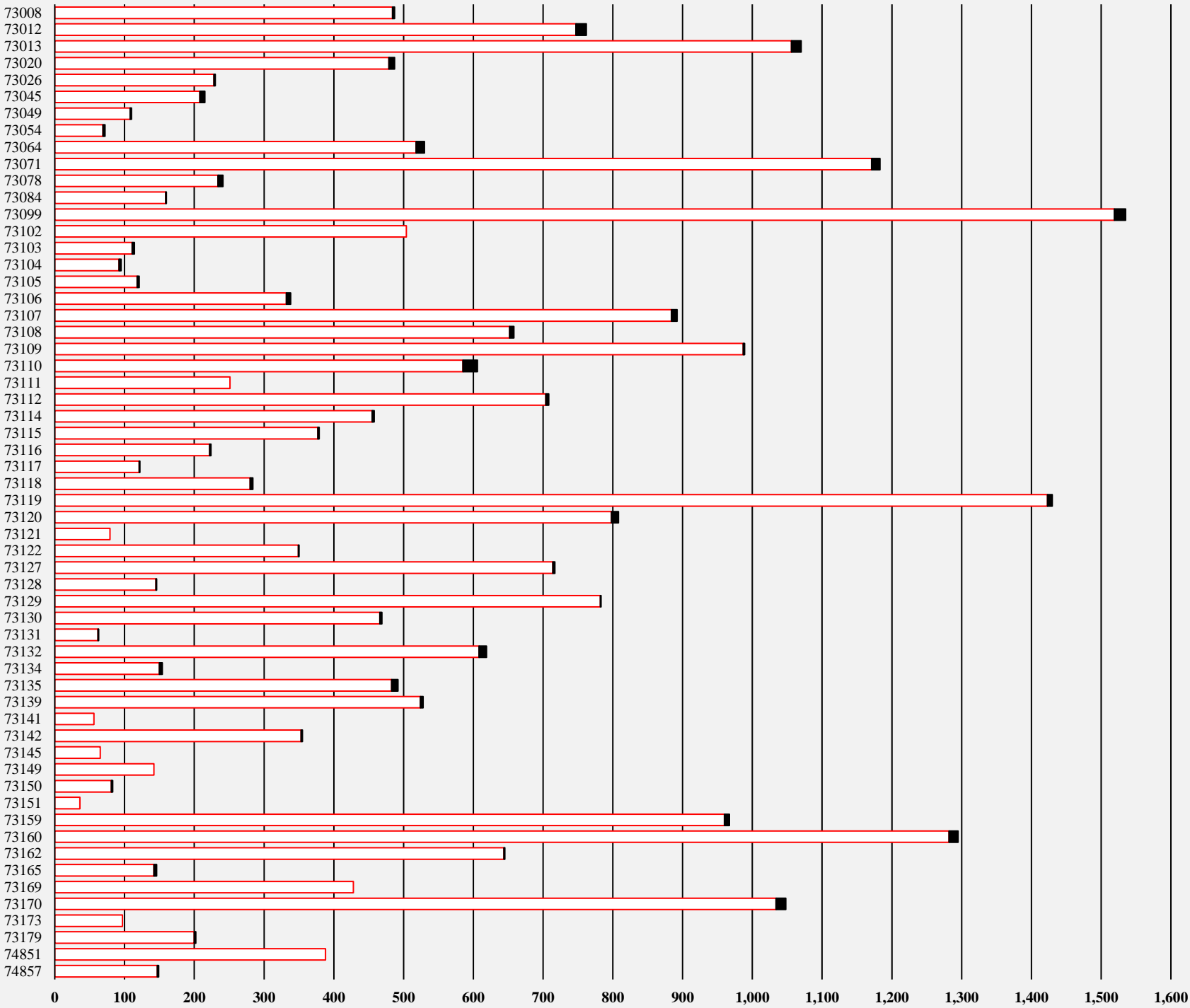


Cases Added 10/15/2020

The following Oklahoma City ZIP codes were reported to have additional new cases today, October 15, 2020:

- 73008 (3)
- 73012 (15)
- 73013 (14)
- 73020 (8)
- 73026 (2)
- 73045 (7)
- 73049 (2)
- 73054 (3)
- 73064 (12)
- 73071 (12)
- 73078 (7)
- 73084 (1)
- 73099 (16)
- 73103 (3)
- 73104 (3)
- 73105 (3)
- 73106 (6)
- 73107 (8)
- 73108 (6)
- 73109 (2)
- 73110 (21)
- 73112 (4)
- 73114 (3)
- 73115 (2)
- 73116 (2)
- 73117 (1)
- 73118 (4)
- 73119 (7)
- 73120 (10)
- 73122 (1)
- 73127 (3)
- 73128 (1)
- 73129 (1)
- 73130 (3)
- 73131 (1)
- 73132 (11)
- 73134 (4)
- 73135 (9)
- 73139 (4)
- 73142 (2)
- 73150 (2)
- 73159 (7)
- 73160 (13)
- 73162 (1)
- 73165 (4)
- 73170 (14)
- 73179 (2)
- 74857 (2)

Because several ZIP codes are only partially within Oklahoma City's corporate limits, ZIP codes may reflect cases not within Oklahoma City.



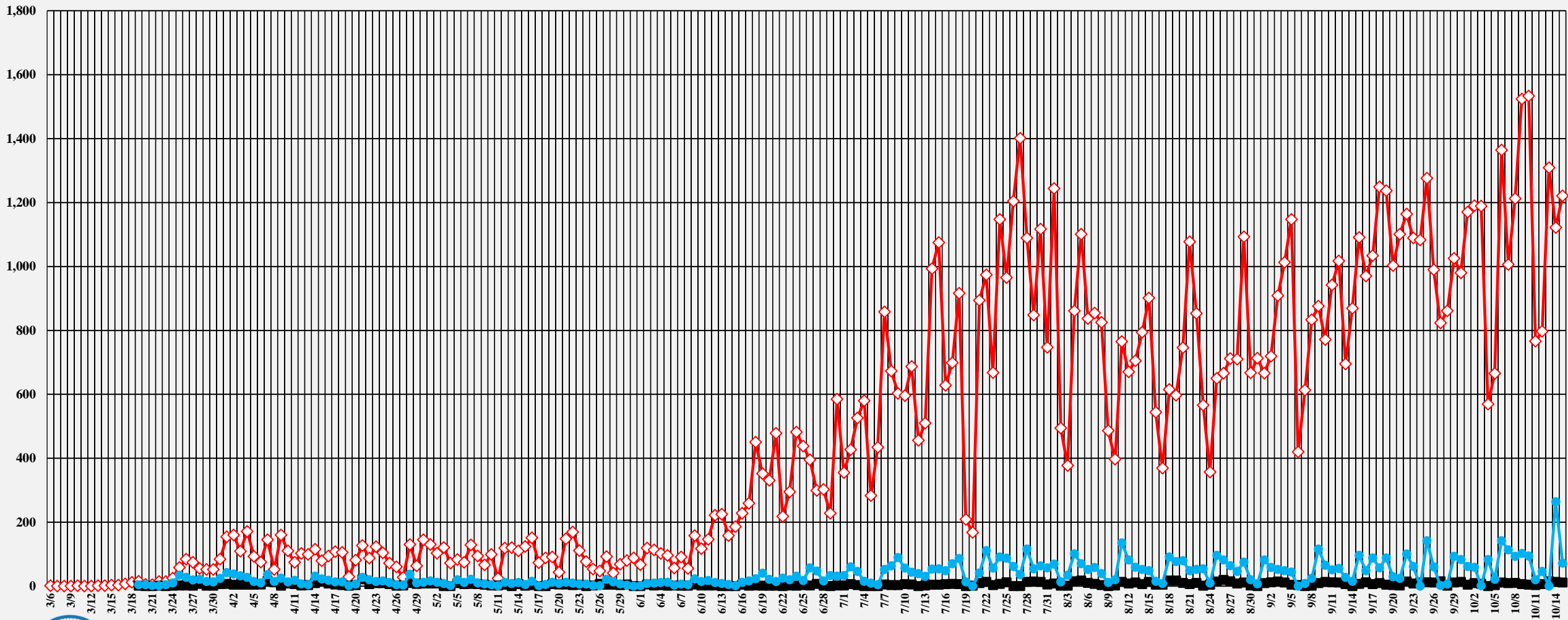
COVID-19 Statewide Cases, Hospitalizations, and Deaths Per Day

3/6 through 10/15/2020

Source: Oklahoma State Department of Health

This chart demonstrates cases, hospitalizations, and deaths reported daily rather than cumulative based on the Oklahoma State Health Department's daily reports.

Cases Per Day **Hospitalizations Per Day** **Deaths Per Day**

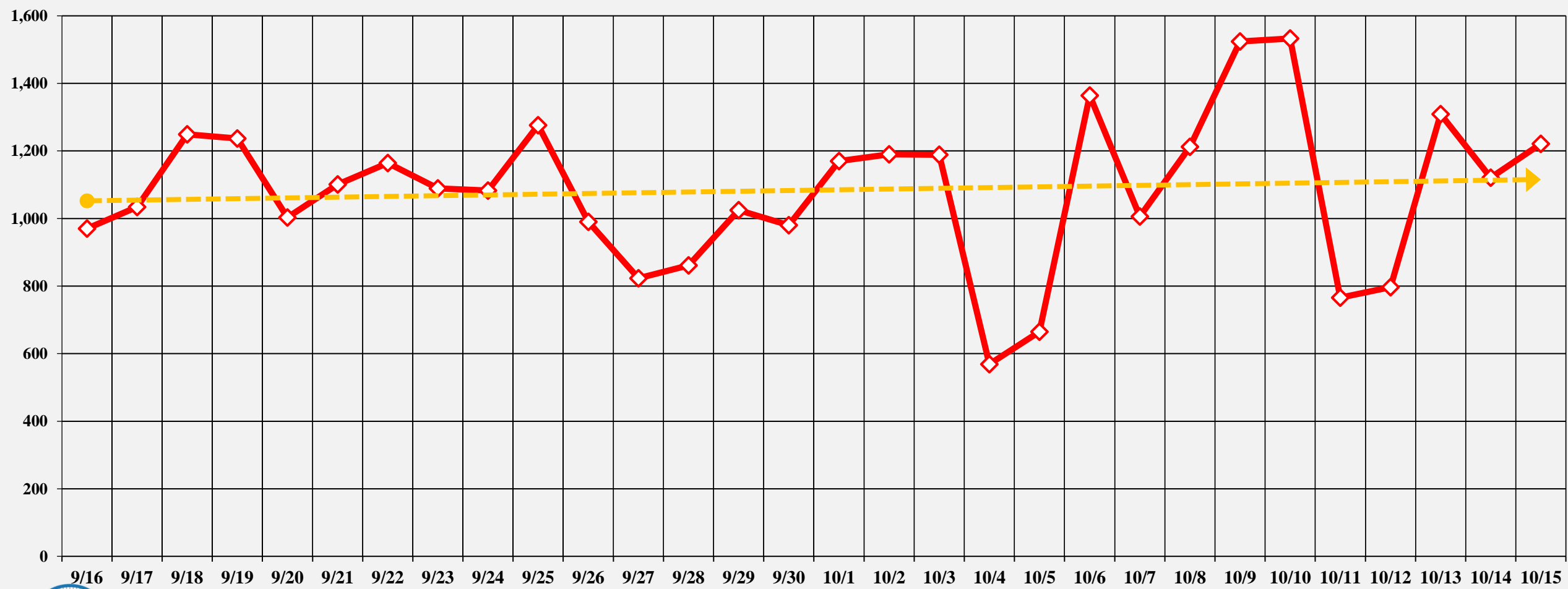


COVID-19 Statewide New Daily Cases 30-Day Trends

9/16 through 10/15/2020

Source: Oklahoma State Department of Health

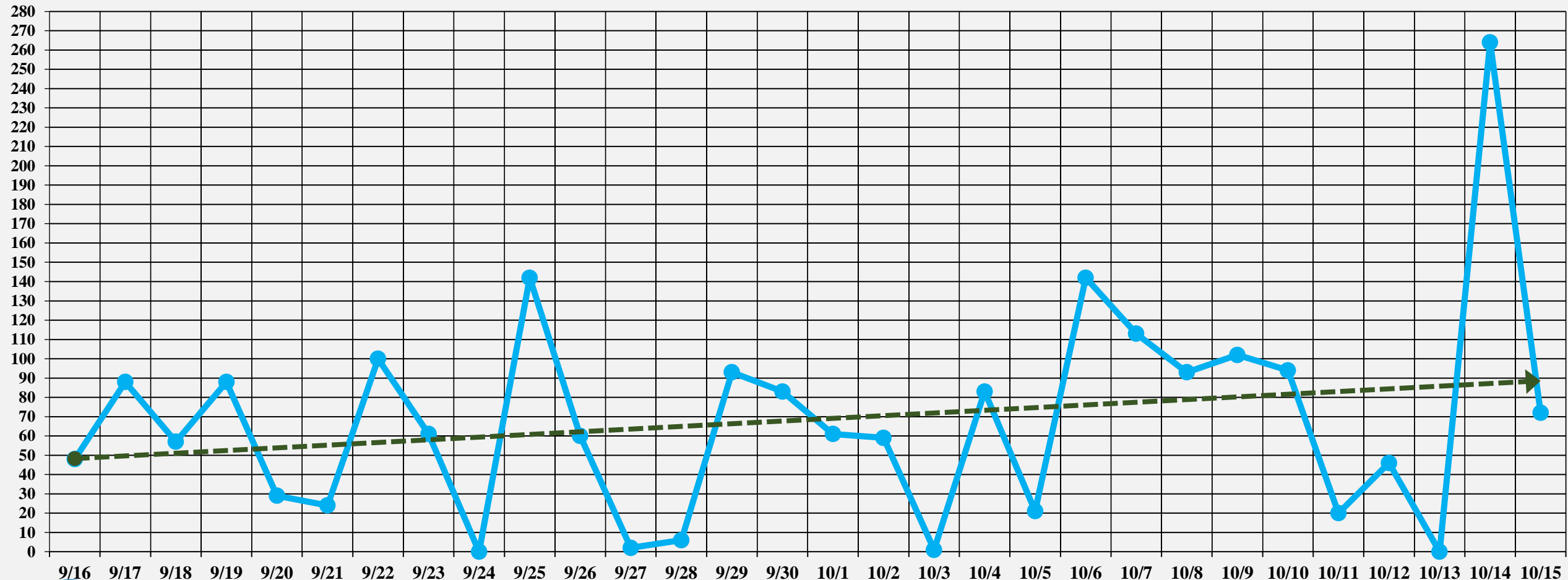
 **Cases Per Day**
 **Cases Trendline**



COVID-19 Statewide New Daily Hospital Admissions 30-Day Trends

9/16 through 10/15/2020

Source: Oklahoma State Department of Health



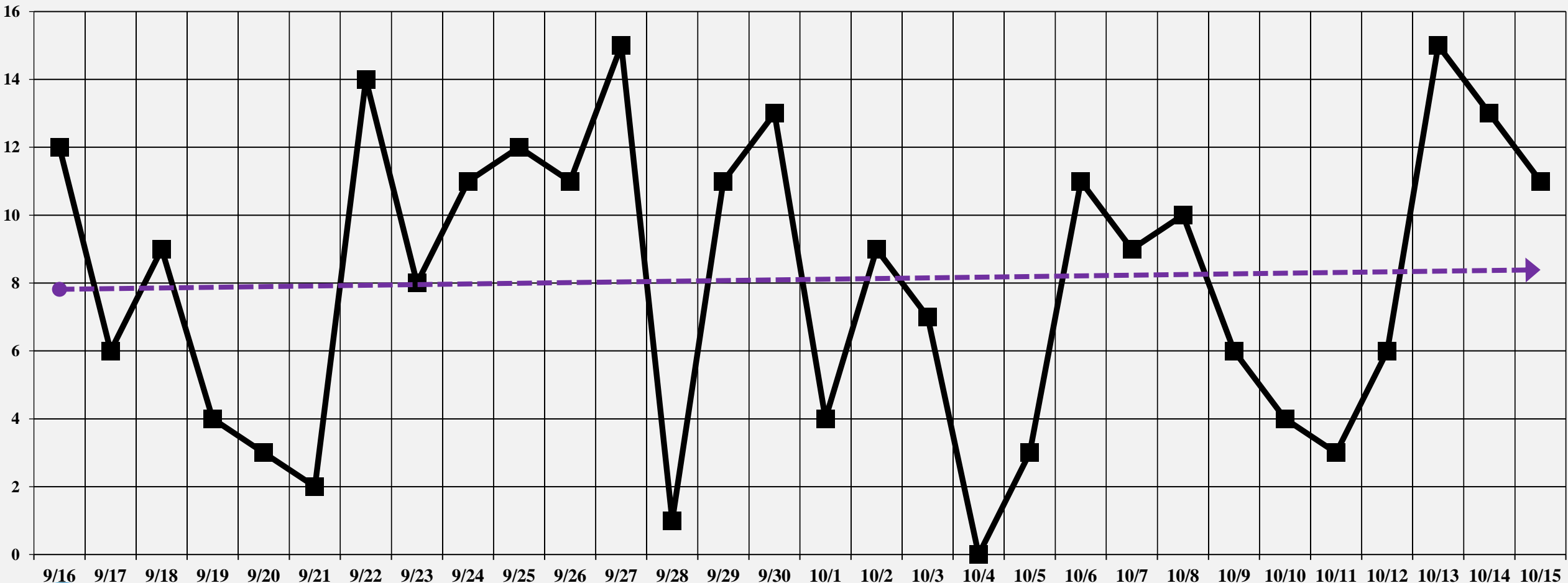
COVID-19 Statewide New Daily Deaths 30-Day Trends

9/16 through 10/15/2020

Source: Oklahoma State Department of Health

Deaths Per Day

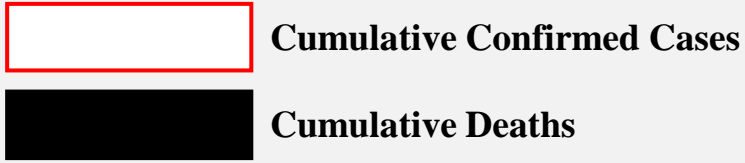
Deaths Trendline



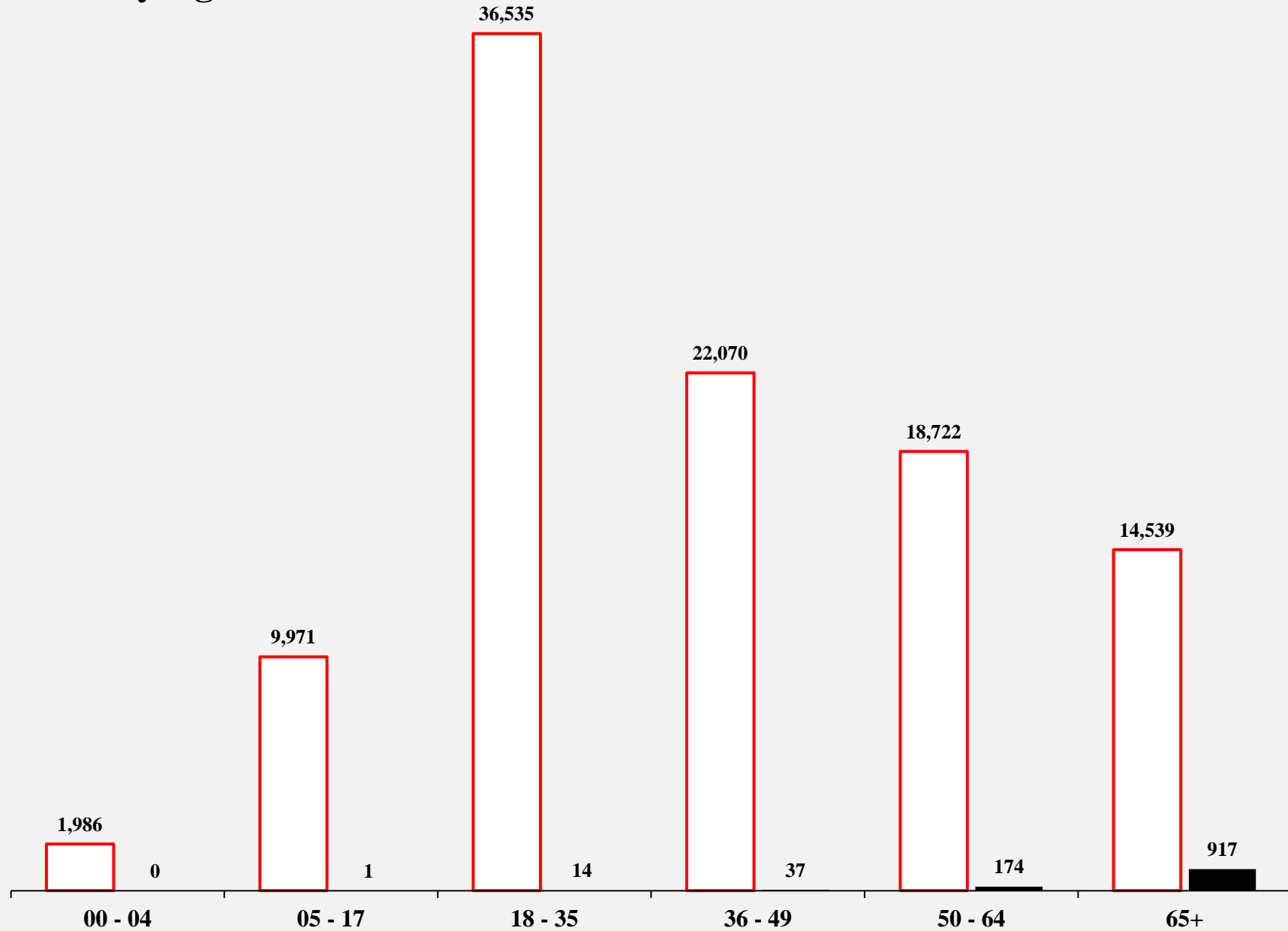
COVID-19 Statewide Cases and Deaths by Age Cohort

As of 10/15/2020

Source: Oklahoma State Health Department



Mean Age of Deceased	74.6
Mean Age of Confirmed Cases	39.6
Mean Age of Hospitalized Cases	60.9
Mean Age of Non-Hospitalized Cases	38.4



COVID-19 Cases and Deaths by Race and Ethnicity

As of 10/15/2020

Source: Oklahoma State Health Department, CDC



Cumulative Confirmed Cases



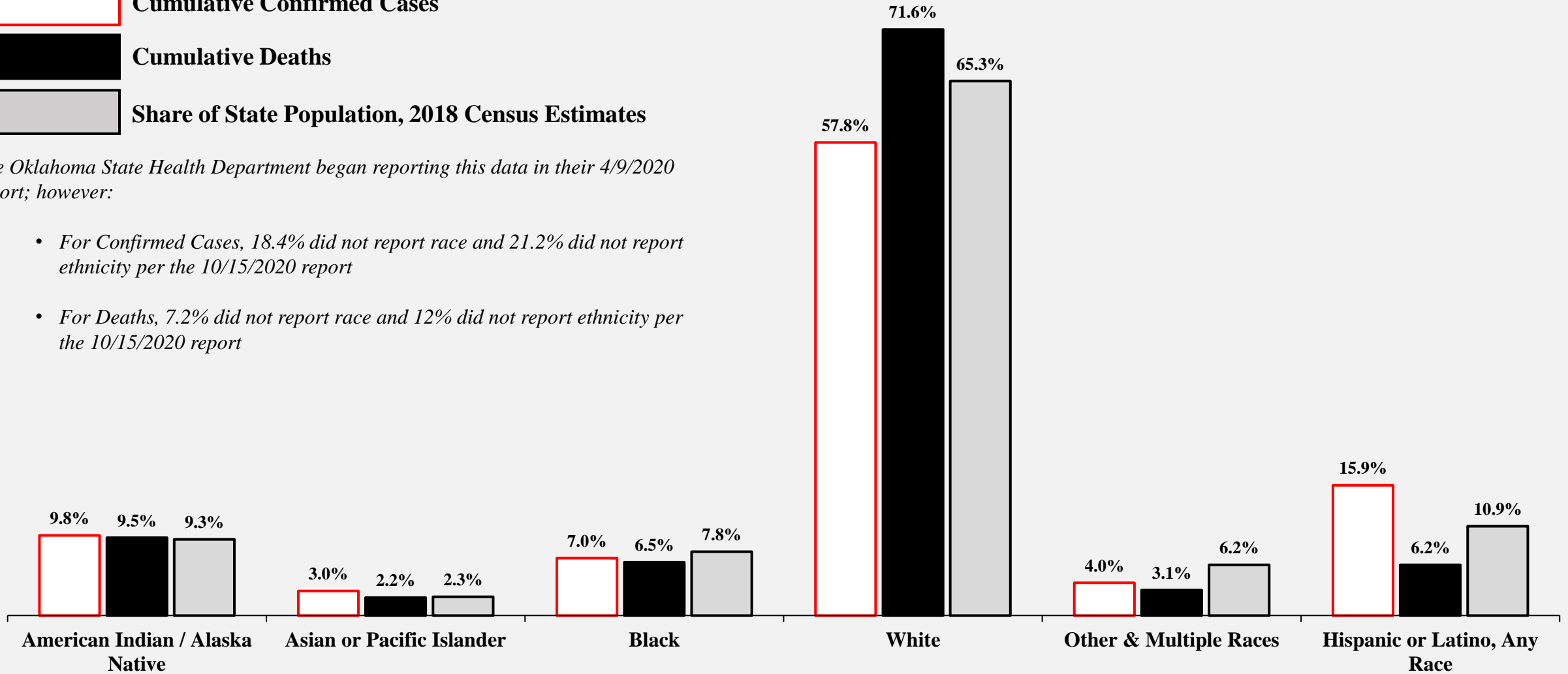
Cumulative Deaths



Share of State Population, 2018 Census Estimates

The Oklahoma State Health Department began reporting this data in their 4/9/2020 report; however:

- *For Confirmed Cases, 18.4% did not report race and 21.2% did not report ethnicity per the 10/15/2020 report*
- *For Deaths, 7.2% did not report race and 12% did not report ethnicity per the 10/15/2020 report*



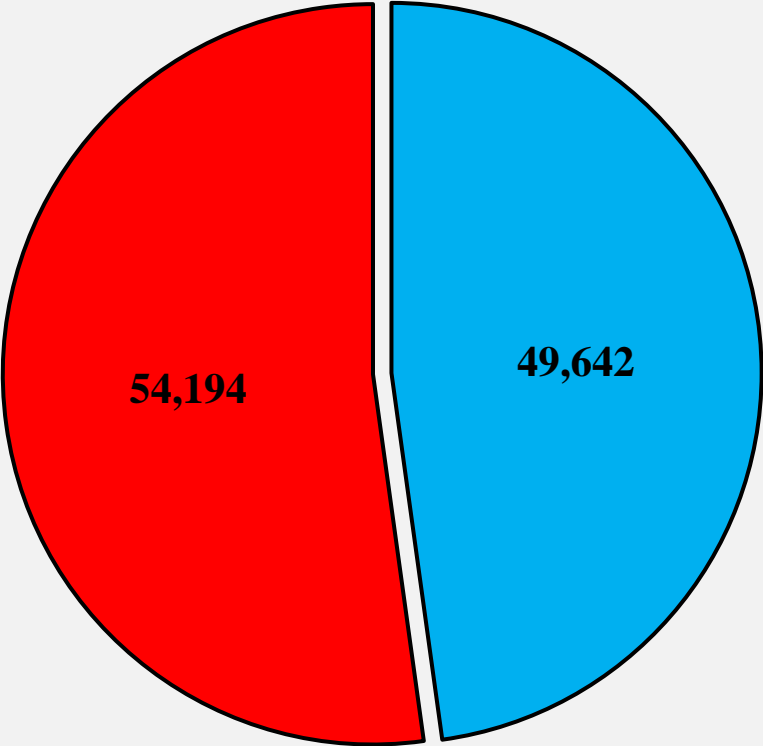
COVID-19 Cases and Deaths by Gender

As of 10/15/2020

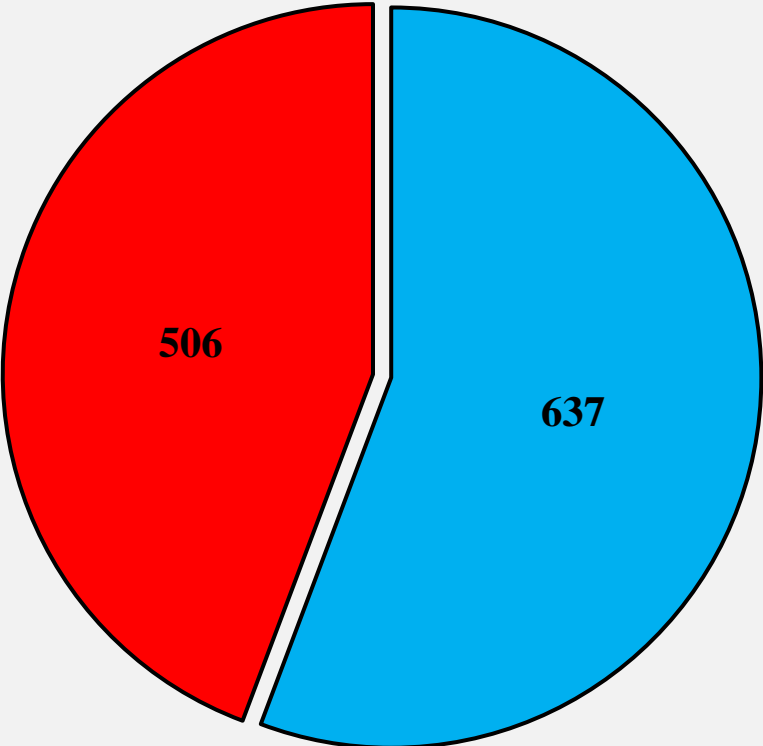
Source: Oklahoma State Health Department



Cumulative Confirmed Cases



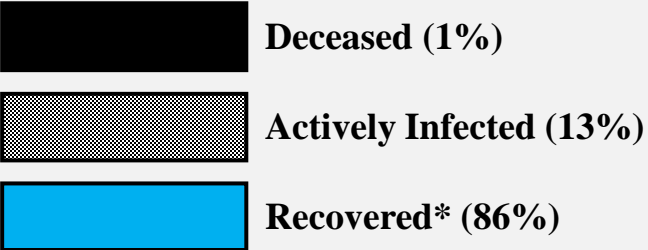
Cumulative Deaths



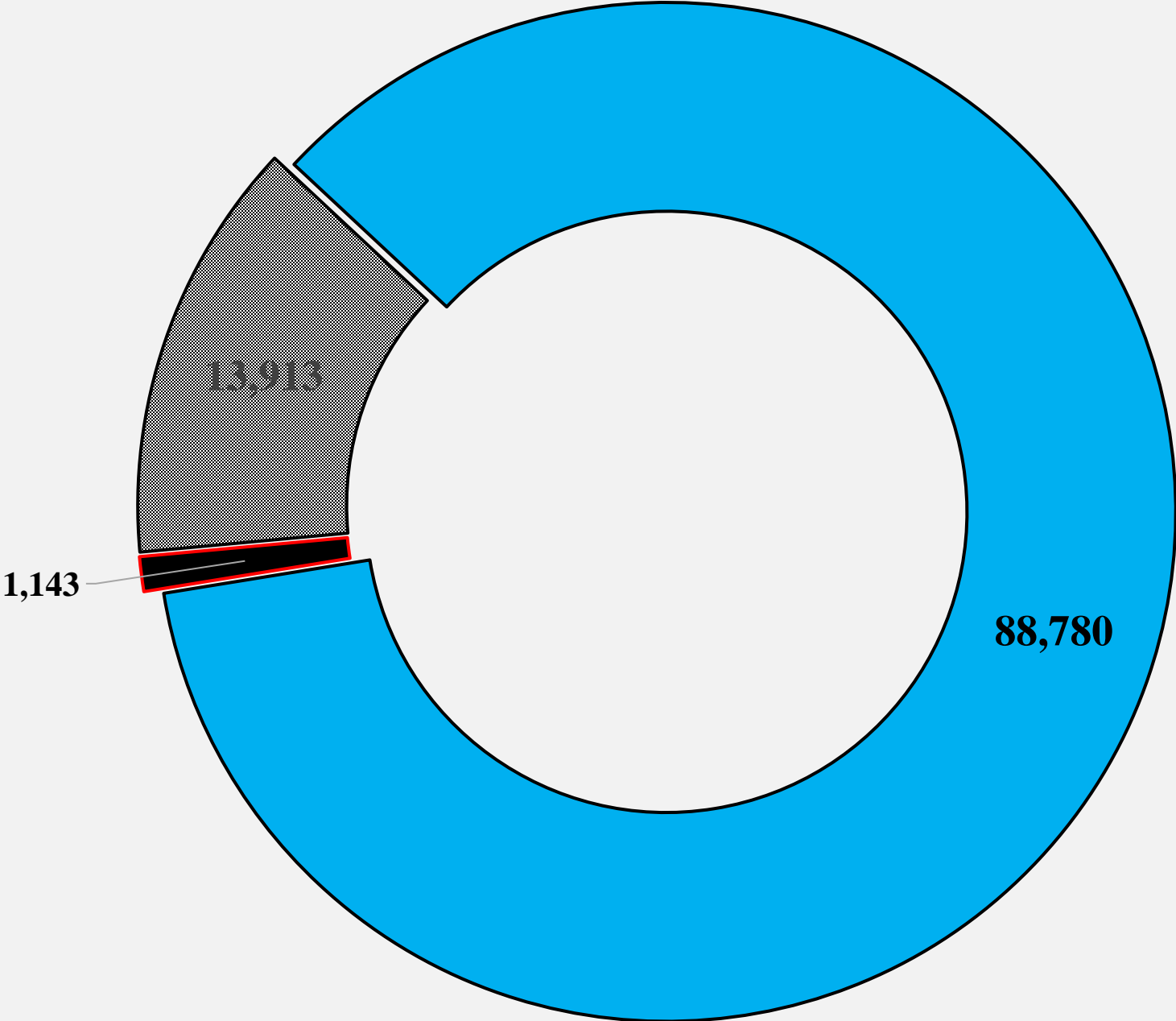
COVID-19 Current Case Status Statewide

As of 10/15/2020

Source: Oklahoma State Health Department



**Recovered is defined by the Oklahoma State Health Department as not currently hospitalized or deceased after 14 days of onset/report.*



COVID-19 Statewide Test Results

As of 10/15/2020

Source: Oklahoma State Health Department



Positive for COVID-19 (8%)

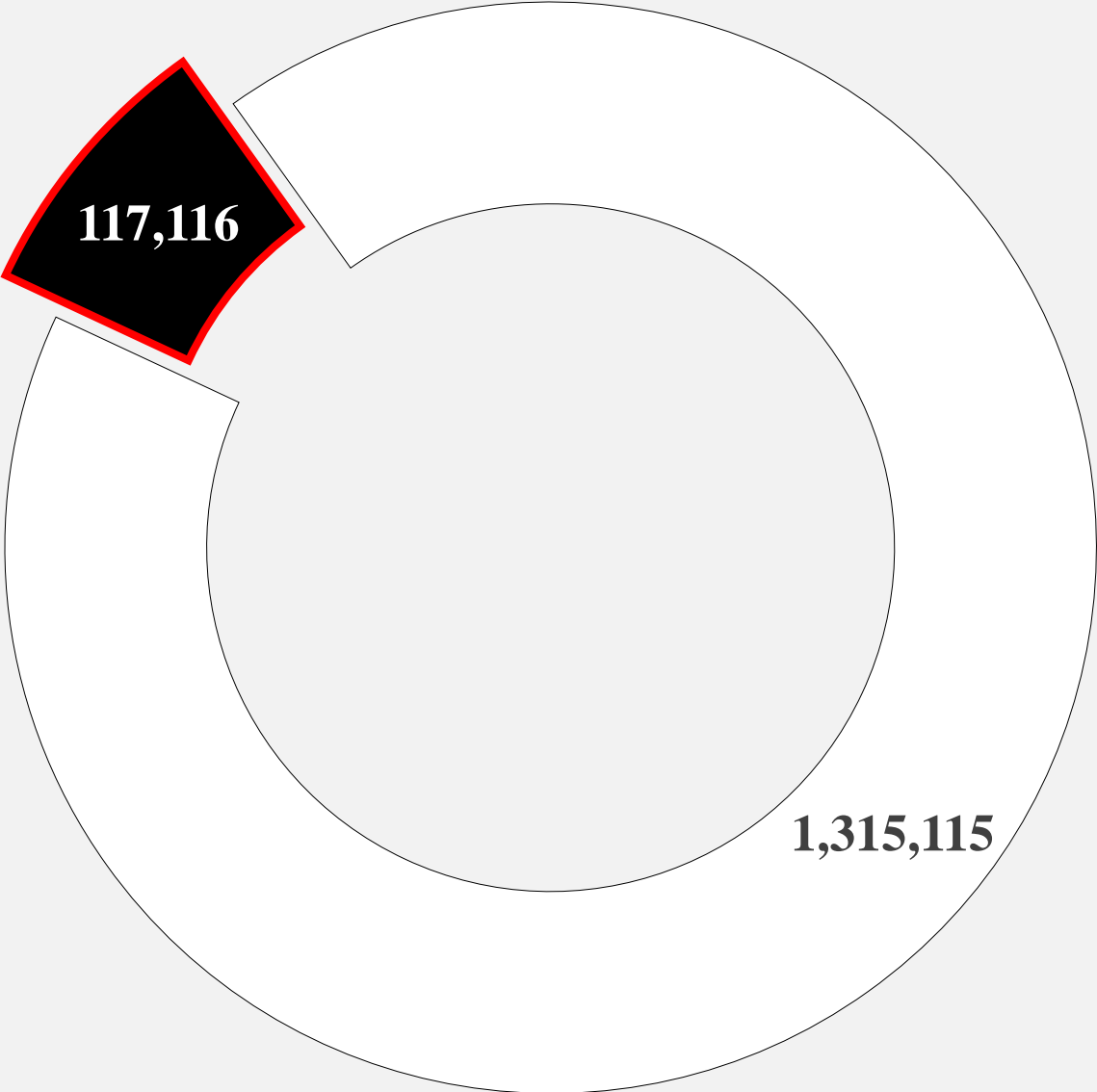
- 117,116 positive tests*



Negative for COVID-19 (92%)

- 1,315,115 negative tests*

**The Oklahoma State Health Department notes total test specimen counts may not reflect unique individuals.*



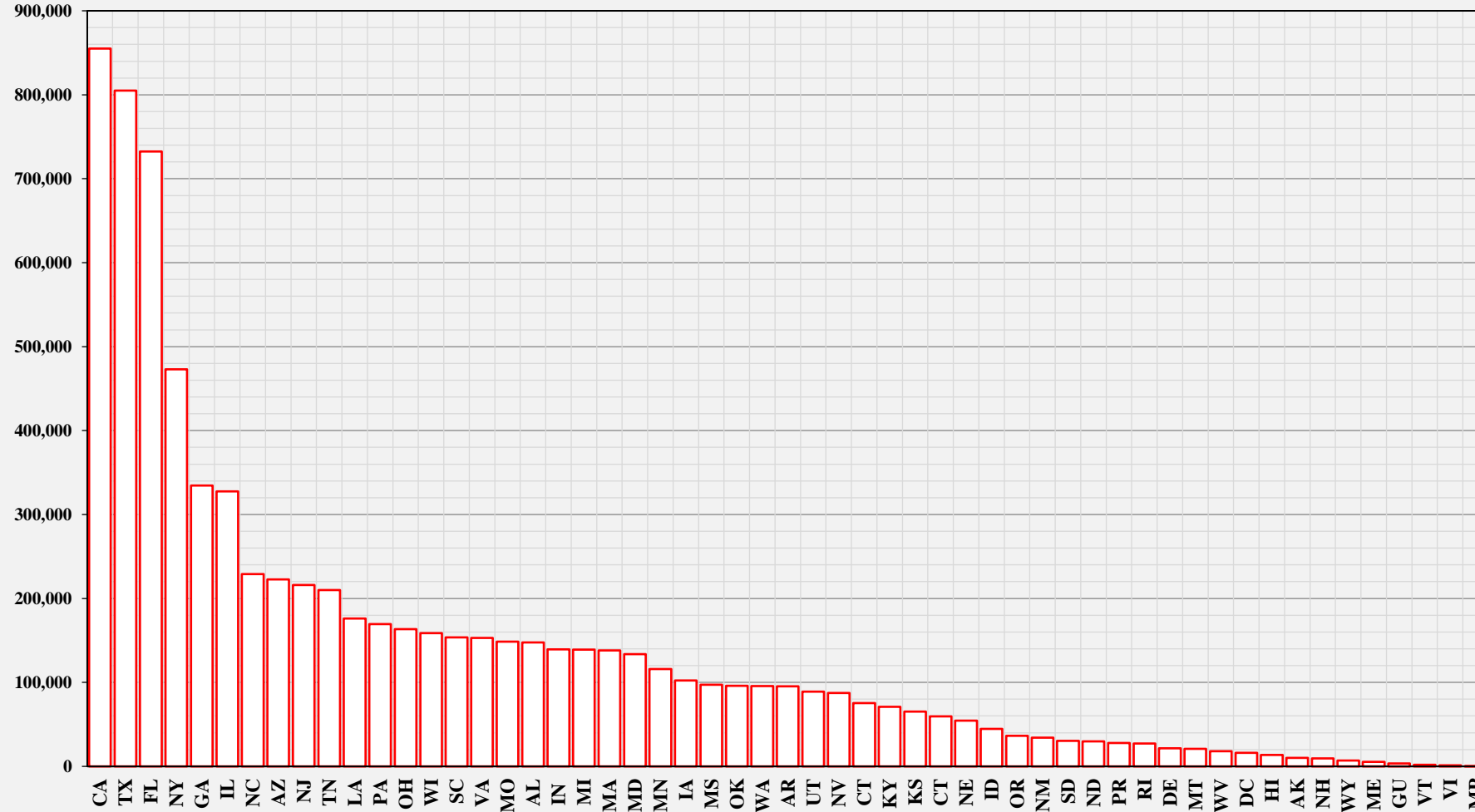
COVID-19 Cumulative Confirmed Cases by U.S. State, Territory

1/21/2020 through 10/14/2020, as of 10/15/2020

Source: CDC



Cumulative Confirmed Cases



State	Cases
CA	855,072
TX	805,082
FL	732,399
NY	473,010
GA	334,601
IL	327,605
NC	229,115
AZ	222,592
NJ	216,023
TN	210,016
LA	176,209
PA	169,350
OH	163,558
WI	158,578
SC	153,729
VA	153,117
MO	148,679
AL	147,745
IN	139,269
MI	139,061
MA	138,083
MD	133,548
MN	115,943
IA	102,445
MS	97,236
OK	95,906
WA	95,509
AR	95,246
UT	88,963
NV	87,405
CO	75,285
KY	71,059
KS	65,204
CT	59,384
NE	54,467
ID	44,651
OR	36,440

State	Cases
NM	34,290
SD	30,215
ND	29,653
PR	27,947
RI	27,164
DE	21,380
MT	20,720
WV	18,124
DC	16,132
HI	13,636
AK	10,171
NH	9,349
WY	6,914
ME	5,206
GU	3,427
VT	1,903
VI	1,328
MP	77

Oklahoma Statewide Unemployment Initial Claims

As of 10/15/2020

Source: U.S. Department of Labor

 Initial Claims

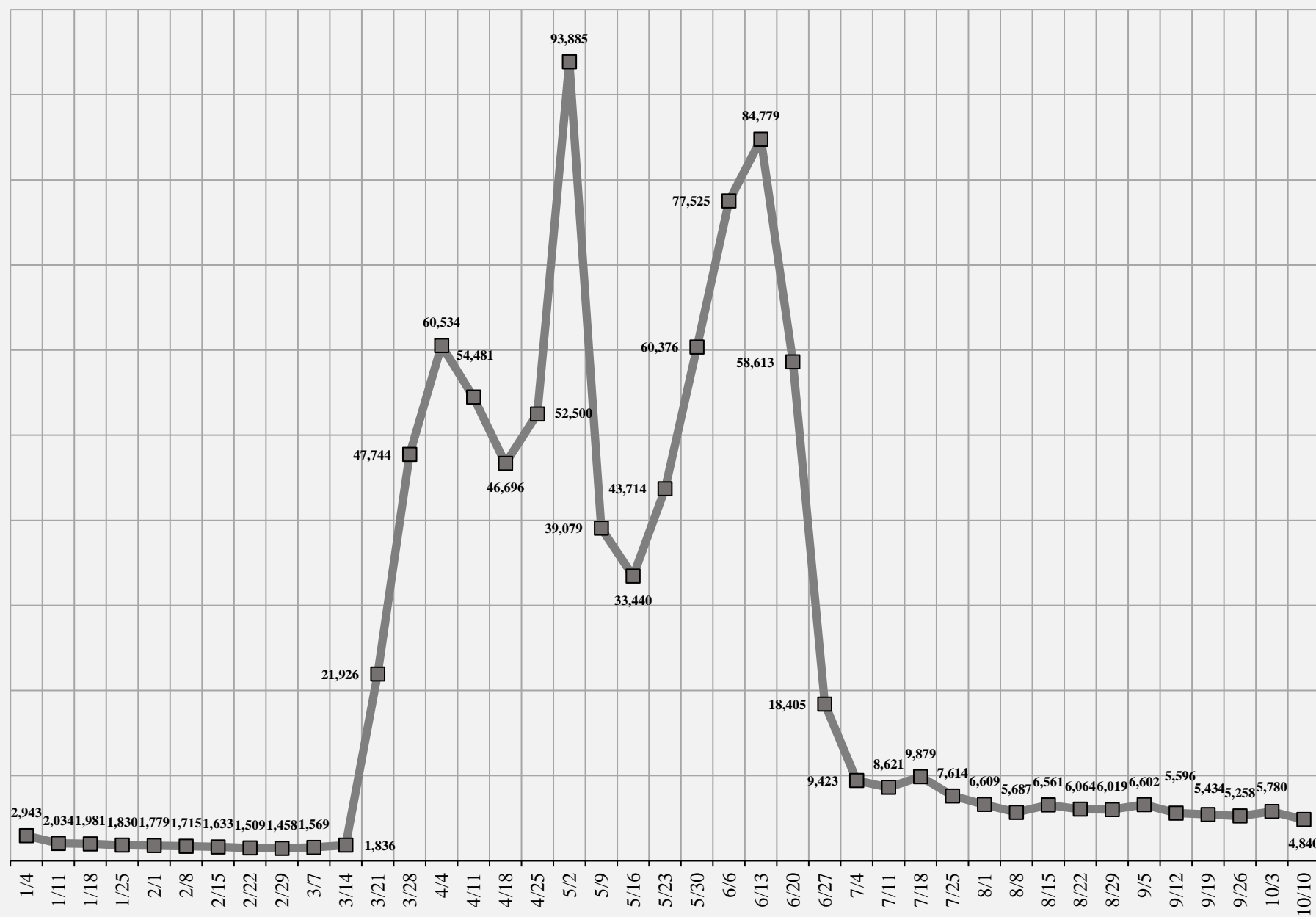
Unemployment claims are reported on a weekly basis every Thursday by the U.S. Department of Labor.

New data published 10/15/2020:

- Reported 5,001 initial claims filed in Oklahoma during the week ending 10/10/2020
- Revised upwards by 779 claims filed during the week ending 10/3/2020

Each of these numbers represents the number of new unemployment claims filed in Oklahoma each week; they are **not** cumulative.

When weekly data is released, prior week data is subject to revision by the U.S. Department of Labor. The data used here is not seasonally adjusted.



Note: Oklahoma's unemployment system has seen a large but still unclear quantity of fraudulent claims. The Oklahoma Employment Security Commission (OESC) and their benefits distribution contractor were reported to have ["identified about 70,000 claims as being fraudulent."](#) On Monday, June 22nd, the OESC interim director stated since March 1st, ["about 64,000 claims,"](#) or about 10% of all claims statewide, were identified as potential fraud and stopped; prior stories reported ["100,000 have been viewed as fraudulent"](#) with ["nearly 15,000 fictitious claims"](#) linked to ["a well-organized Nigerian fraud ring."](#) The Oklahoma Employment Security Commission [has set-up a website](#) solely for the purpose of intaking reports of unemployment fraud.



The City of
OKLAHOMA CITY
Office of Emergency Management

Oklahoma City Office of Emergency Management

- [Prepare OKC](#)
- [Oklahoma City Accessible Hazard Alert System](#)
 - Oklahoma City is partnering with Deaf Link to provide the Accessible Hazard Alert System (AHAS) which will send accessible alert messages to registered subscribers who are Deaf, Blind, Hard of Hearing, or Deaf/Blind before, during, and after an emergency or disaster in Oklahoma City.
- Social Media
 - [Twitter](#)
 - [Facebook](#)
- Contact
 - (405) – 605 – 8200
 - OKCEM@okc.gov