



---

# *COVID-19: Oklahoma City Weekly Data Report*

*Thursday, November 5, 2020*



The City of  
**OKLAHOMA CITY**  
Office of Emergency Management

# Data and Information Sources

## Oklahoma State Department of Health

- Daily Situation Updates
  - [October 30, 2020](#)
  - [November 2, 2020](#)
  - [November 3, 2020](#)
  - [November 4, 2020](#)
  - [November 5, 2020](#)
- Executive Order Reports
  - [October 30, 2020](#)
  - [November 2, 2020](#)
  - [November 3, 2020](#)
  - [November 4, 2020](#)
  - [November 5, 2020](#)
- [Coronavirus Disease 2019 Status Dashboard](#)

## U.S. Centers for Disease Control and Prevention (CDC)

- [States Reporting Cases of COVID-19 to CDC](#)

## U.S. Department of Labor

- [Office of Unemployment Insurance Weekly Claims Reports](#)


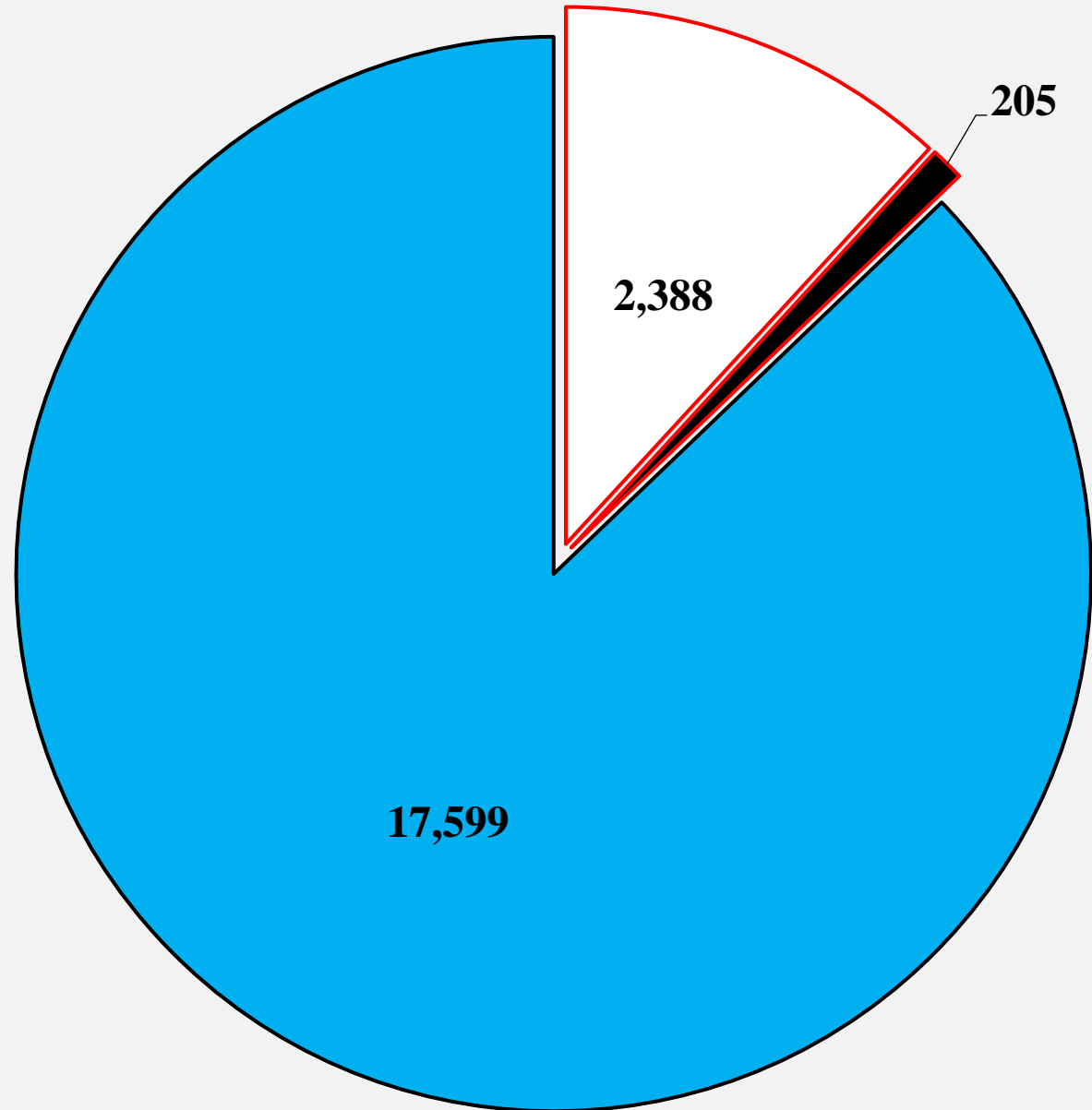


# COVID-19 Oklahoma City Case Status

As of 11/05/2020

Source: Oklahoma State Department of Health

Oklahoma City	
New Cases Today	301
New Deaths Today	3
New Recoveries Today	150
Total Cumulative Cases	20,192
Total Cumulative Deaths	205
Total Cumulative Recoveries	17,599
Citywide Case Fatality Rate (CFR)	1.01%
Citywide Recovery Rate	87.15%
Oklahoma City Share of Statewide Cases	15.54%

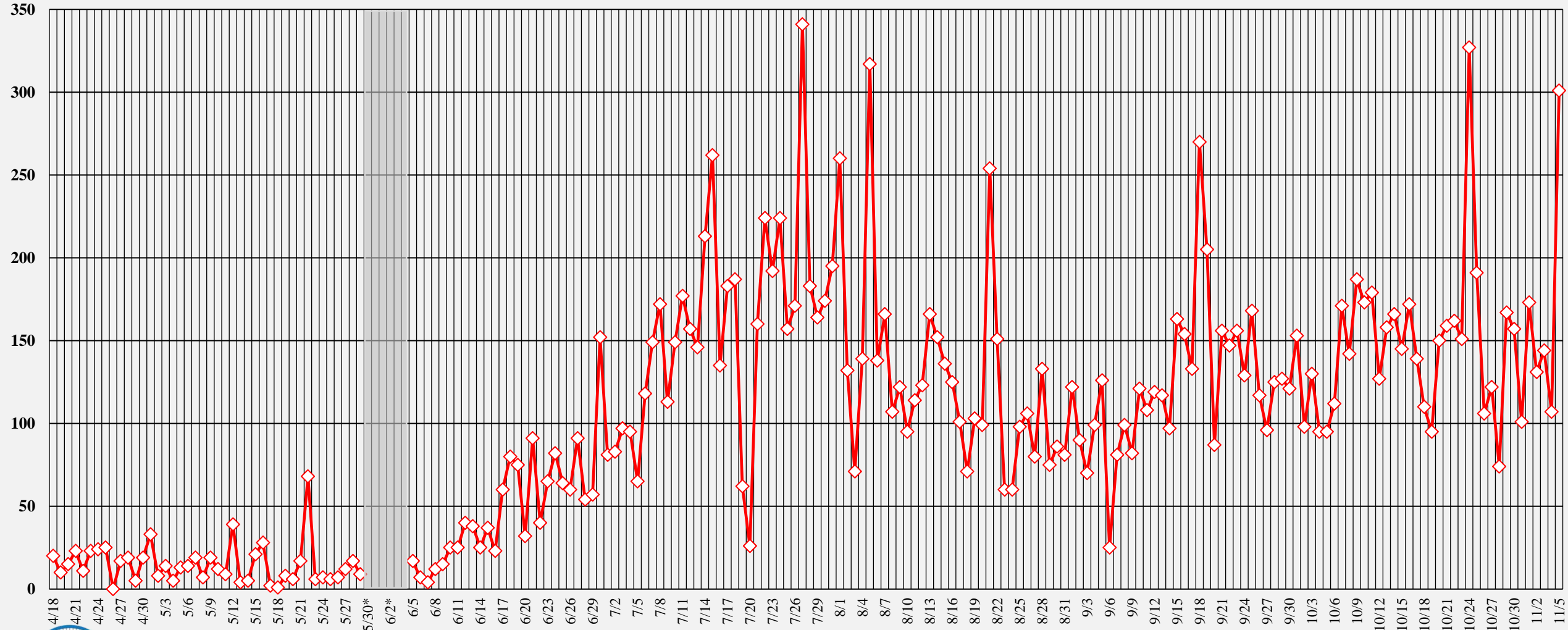


# COVID-19 Oklahoma City Cases Per Day

4/18 through 11/05/2020

Source: Oklahoma State Department of Health

Confirmed Cases Per Day



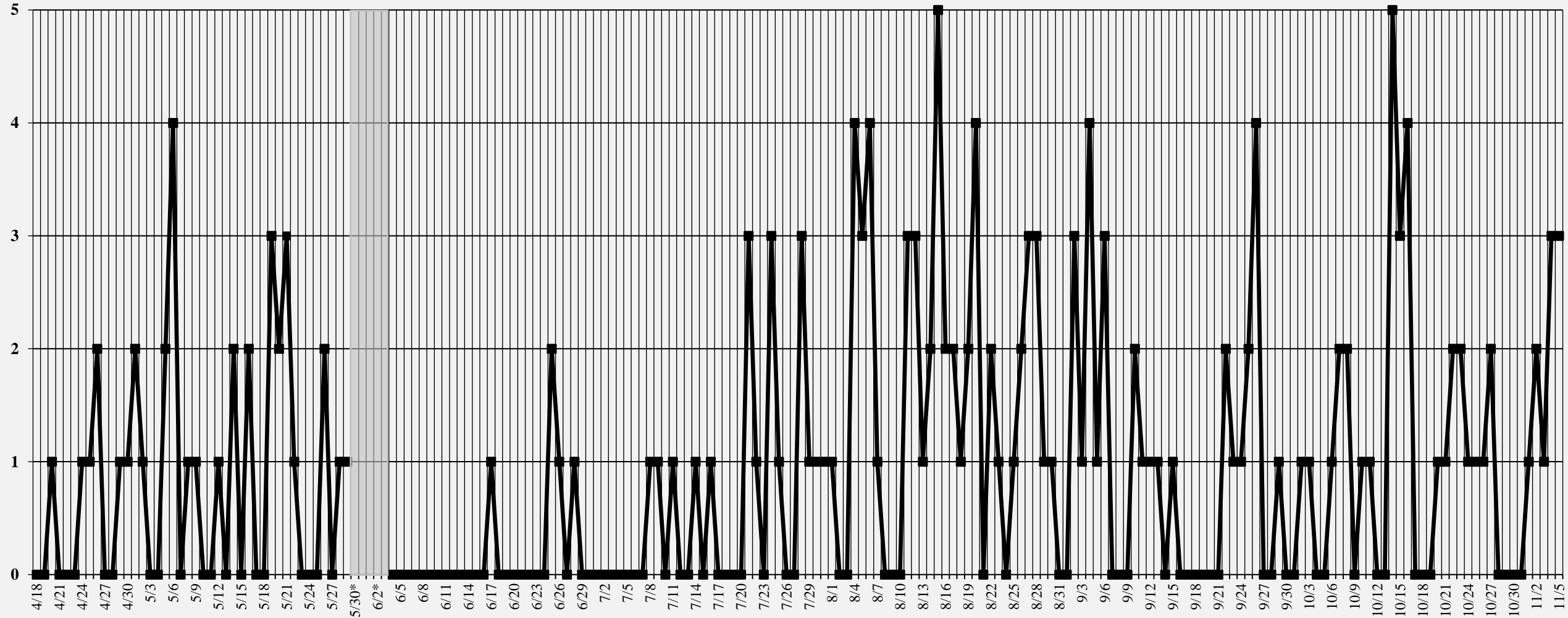
\*No local data published 5/30 through 6/3

# COVID-19 Oklahoma City Deaths Per Day

4/18 through 11/05/2020

Source: Oklahoma State Department of Health

Deaths Per Day



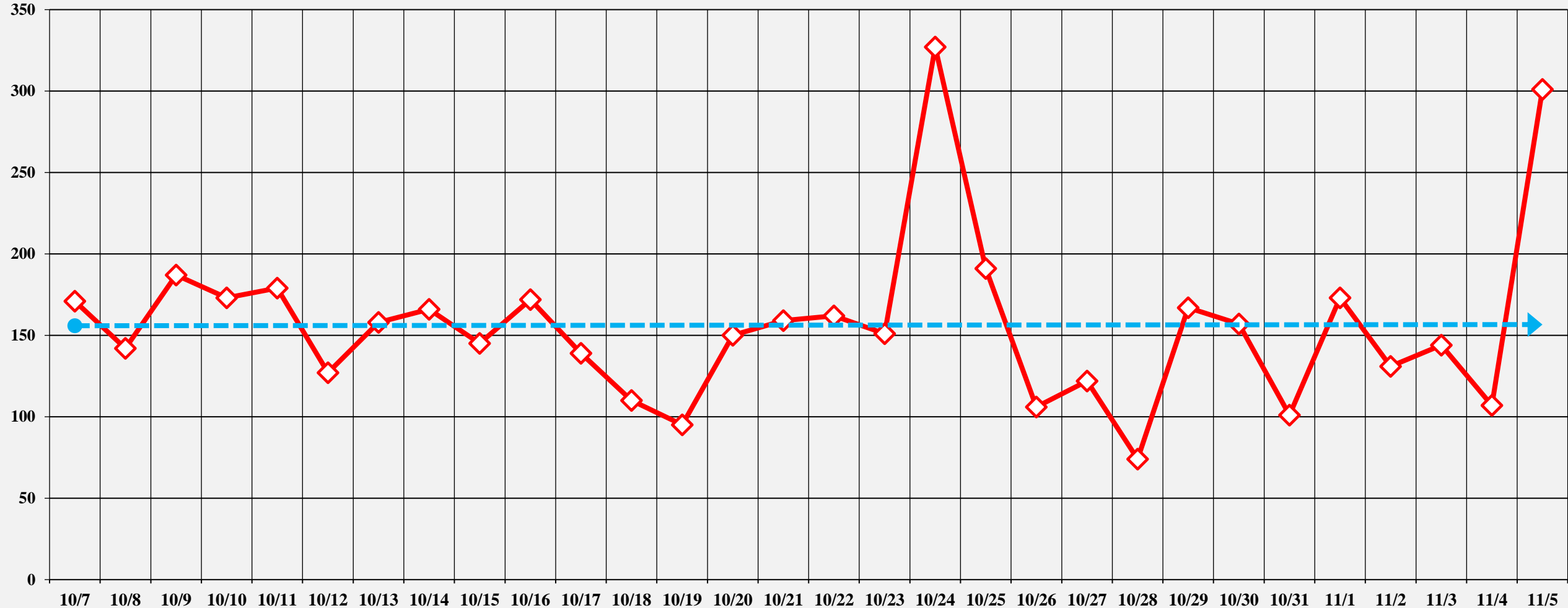
\*No local data published 5/30 through 6/3

# COVID-19 Oklahoma City Cases 30-Day Trends

10/07 through 11/05/2020

Source: Oklahoma State Department of Health

 **Confirmed Cases Per Day**  
 **Cases Trendline**

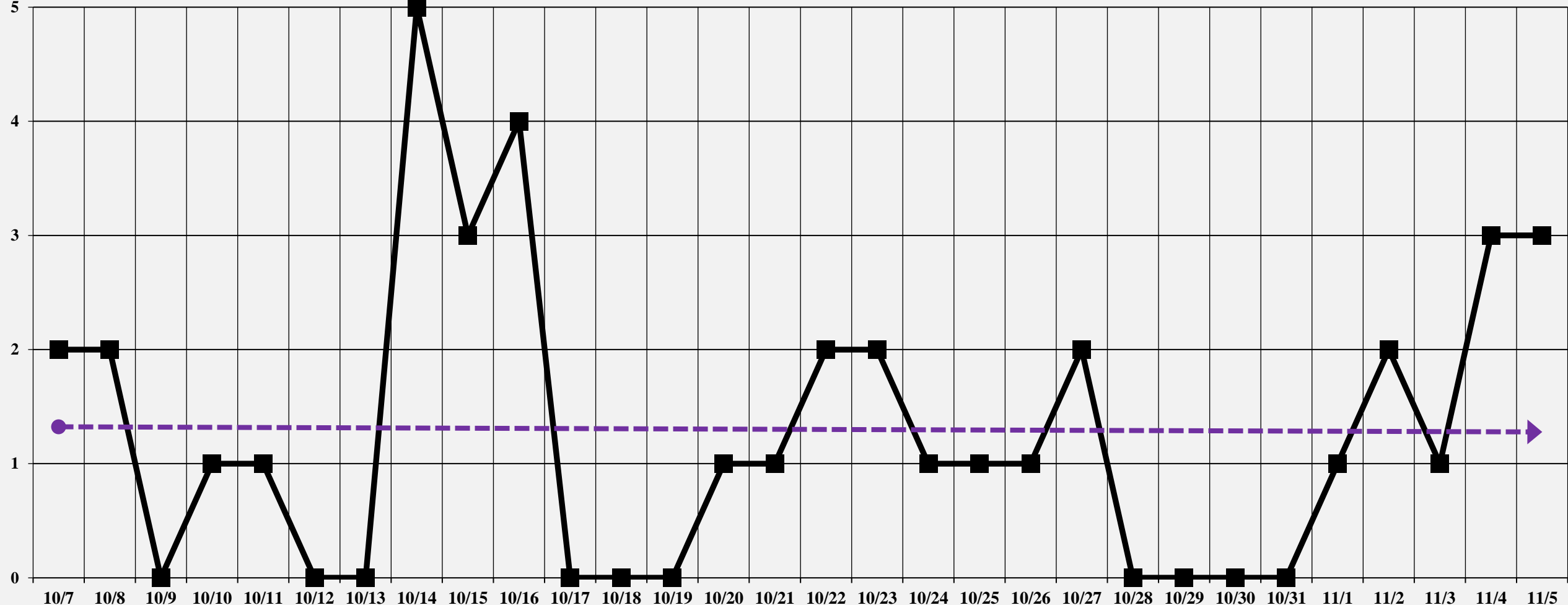


# COVID-19 Oklahoma City Deaths 30-Day Trends

10/07 through 11/05/2020

Source: Oklahoma State Department of Health

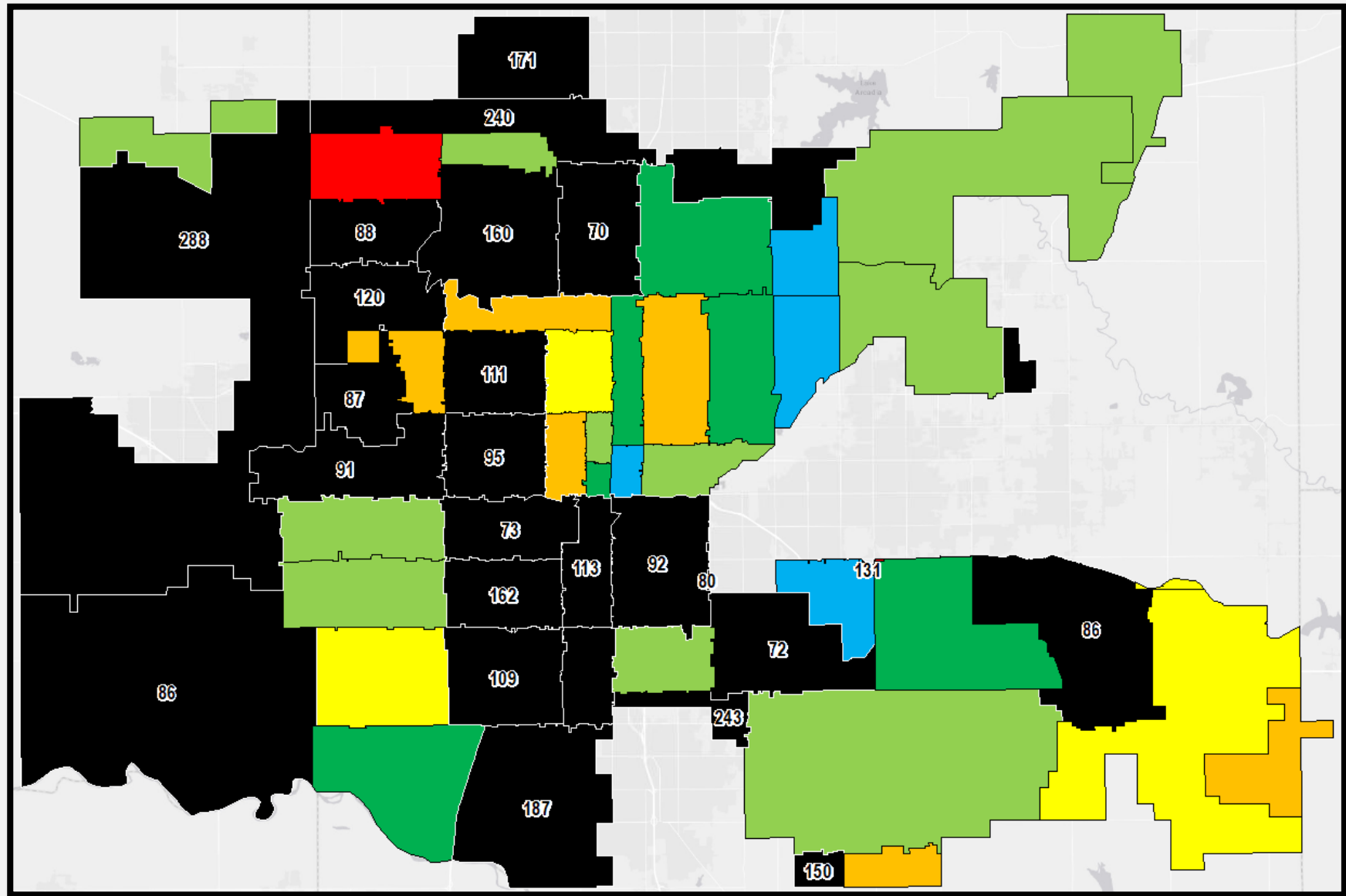

Deaths Per Day  
Deaths Trendline



# COVID-19 Active Cases by Oklahoma City ZIP

As of 11/05/2020

Source: Oklahoma State Health Department



Active case totals represent those within the whole of the ZIP code. Because several ZIP codes are only partially within Oklahoma City's corporate limits, outlying ZIP codes may not reflect cases within Oklahoma City. Active cases are determined by subtracting recoveries and deaths from cumulative cases per ZIP code.





# COVID-19 Cumulative Cases and New Cases by Oklahoma City ZIP

As of 11/05/2020

Source: Oklahoma State Health Department

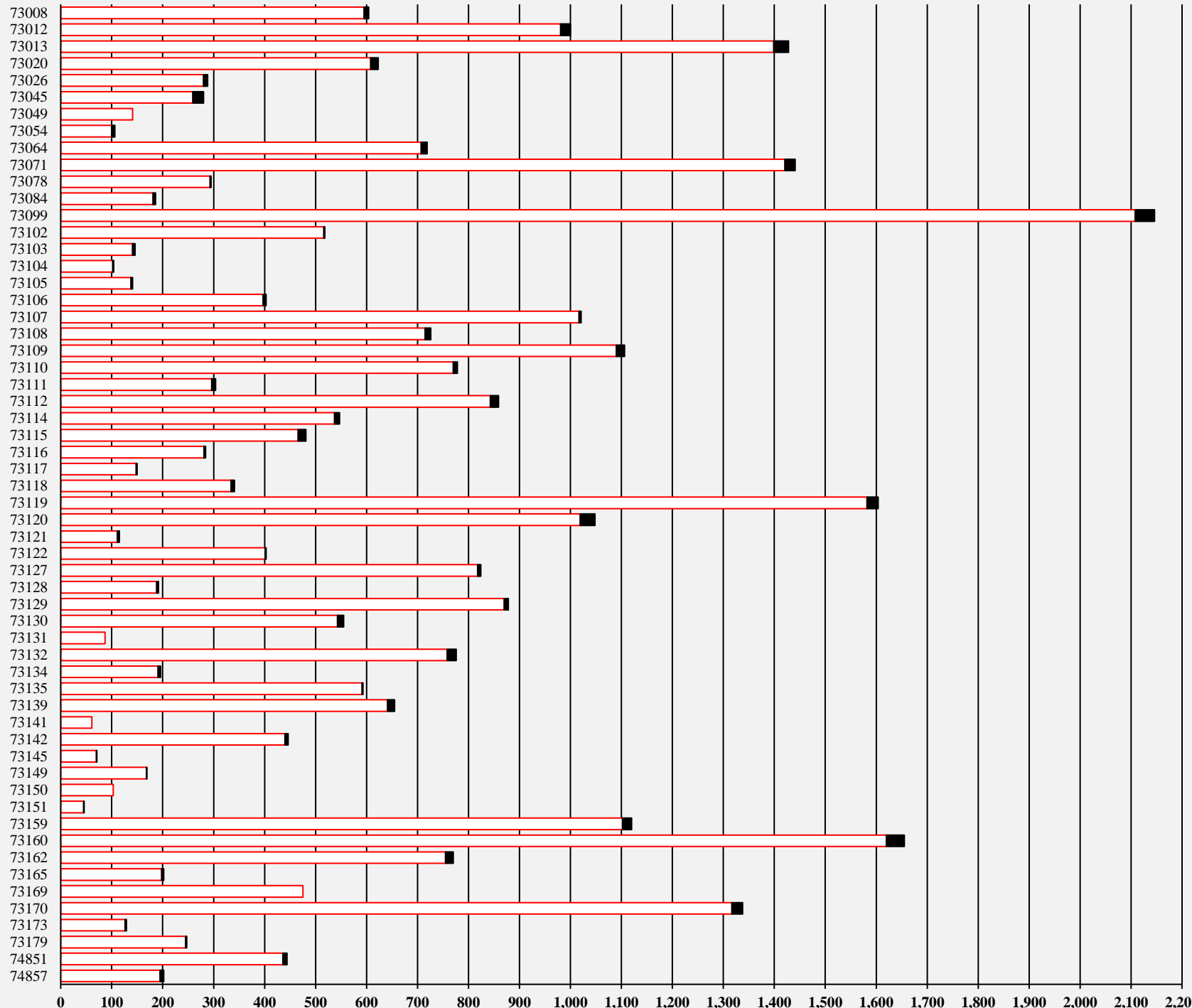
 Cumulative Cases Reported

 Cases Added 11/05/2020

The following Oklahoma City ZIP codes were reported to have additional new cases today, November 5, 2020:

- 73008 (9)    • 73105 (3)    • 73121 (4)    • 73160 (35)
- 73012 (19)    • 73106 (6)    • 73122 (2)    • 73162 (15)
- 73013 (29)    • 73107 (4)    • 73127 (6)    • 73165 (4)
- 73020 (15)    • 73108 (11)    • 73128 (4)    • 73170 (21)
- 73026 (8)    • 73109 (16)    • 73129 (8)    • 73173 (3)
- 73045 (21)    • 73110 (8)    • 73130 (12)    • 73179 (2)
- 73054 (6)    • 73111 (8)    • 73132 (18)    • 74851 (8)
- 73064 (12)    • 73112 (16)    • 73134 (5)    • 74857 (7)
- 73071 (20)    • 73114 (10)    • 73135 (2)
- 73078 (2)    • 73115 (15)    • 73139 (14)
- 73084 (5)    • 73116 (3)    • 73142 (6)
- 73099 (38)    • 73117 (2)    • 73145 (1)
- 73102 (2)    • 73118 (7)    • 73149 (1)
- 73103 (5)    • 73119 (22)    • 73151 (1)
- 73104 (2)    • 73120 (29)    • 73159 (18)

Because several ZIP codes are only partially within Oklahoma City's corporate limits, ZIP codes may reflect cases not within Oklahoma City.



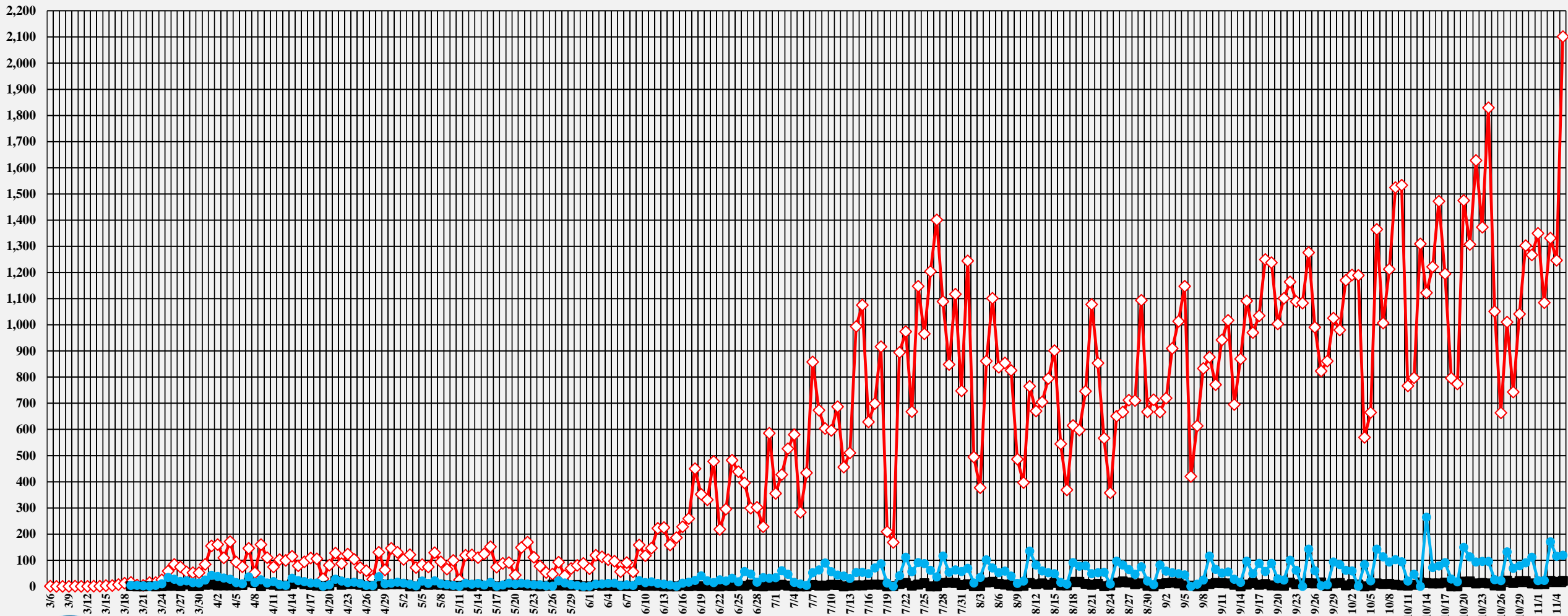
# COVID-19 Statewide Cases, Hospitalizations, and Deaths Per Day

3/6 through 11/5/2020

Source: Oklahoma State Department of Health

*This chart demonstrates cases, hospitalizations, and deaths reported daily rather than cumulative based on the Oklahoma State Health Department's daily reports.*

**Cases Per Day**    **Hospitalizations Per Day**    **Deaths Per Day**

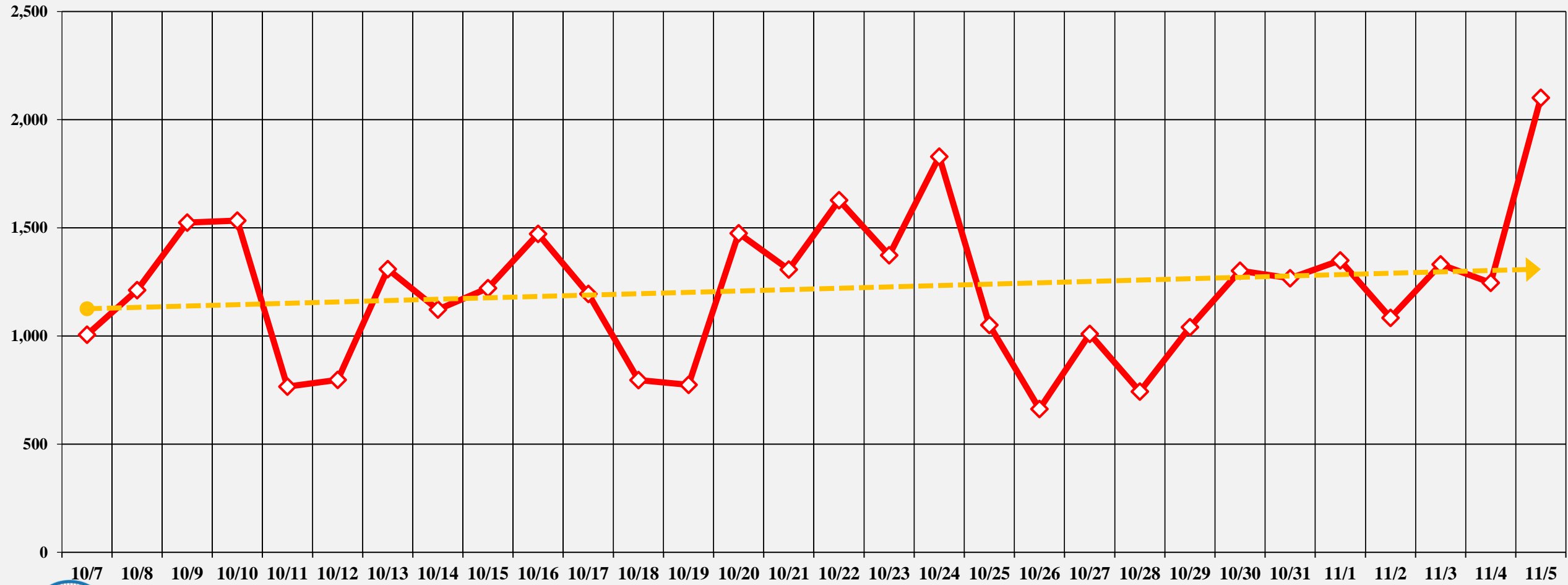


# COVID-19 Statewide New Daily Cases 30-Day Trends

10/07 through 11/05/2020

Source: Oklahoma State Department of Health

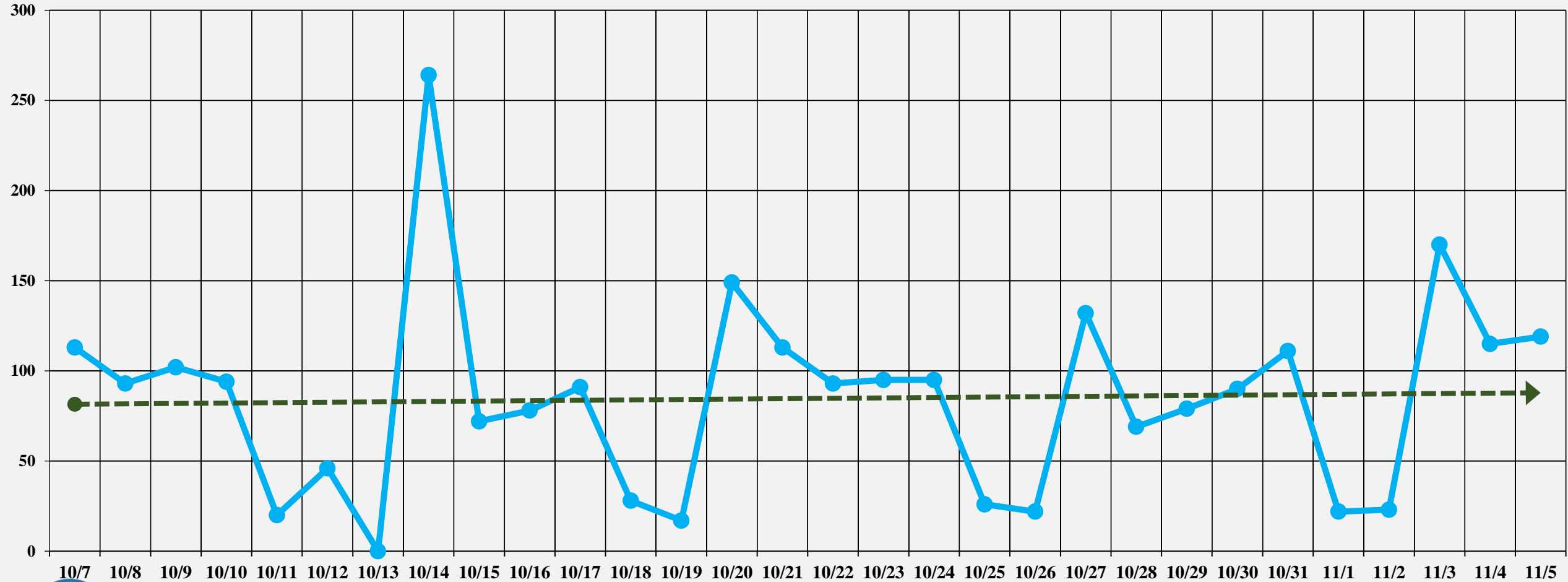
 **Cases Per Day**  
 **Cases Trendline**



# COVID-19 Statewide New Daily Hospital Admissions 30-Day Trends

10/07 through 11/05/2020

Source: Oklahoma State Department of Health



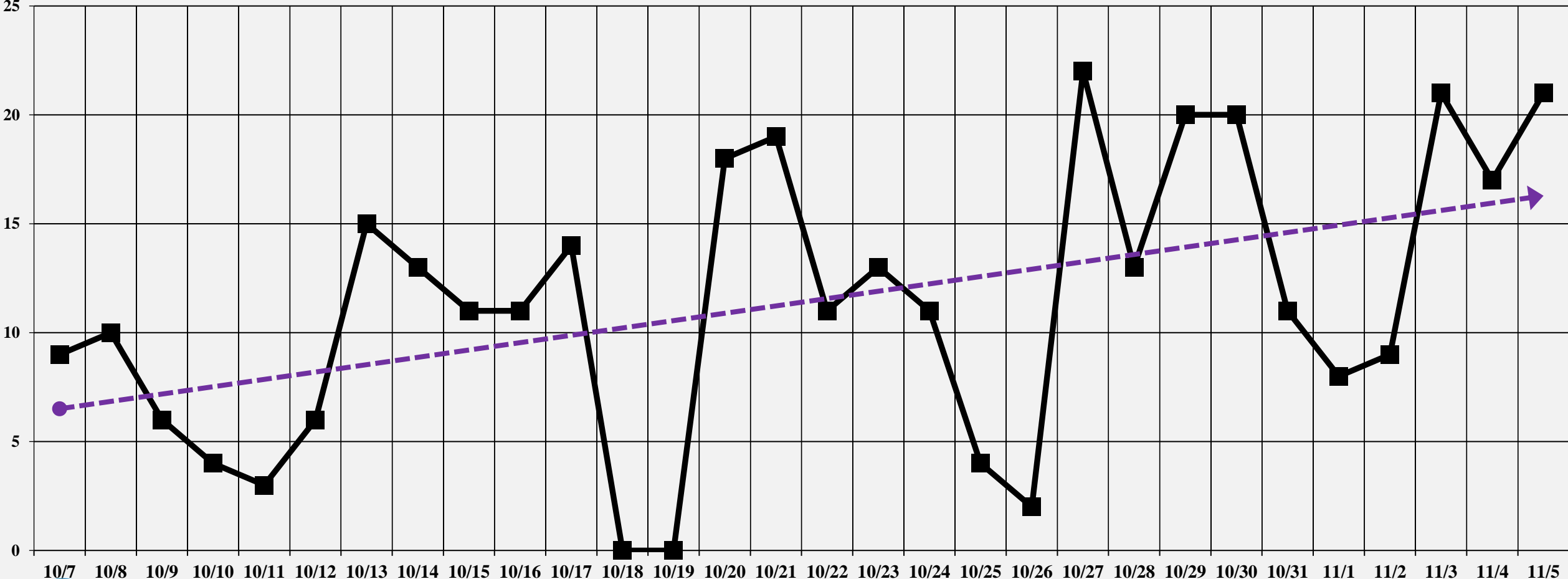
# COVID-19 Statewide New Daily Deaths 30-Day Trends

10/07 through 11/05/2020

Source: Oklahoma State Department of Health

Deaths Per Day

Deaths Trendline



# COVID-19 Statewide Cases and Deaths by Age Cohort

As of 11/05/2020

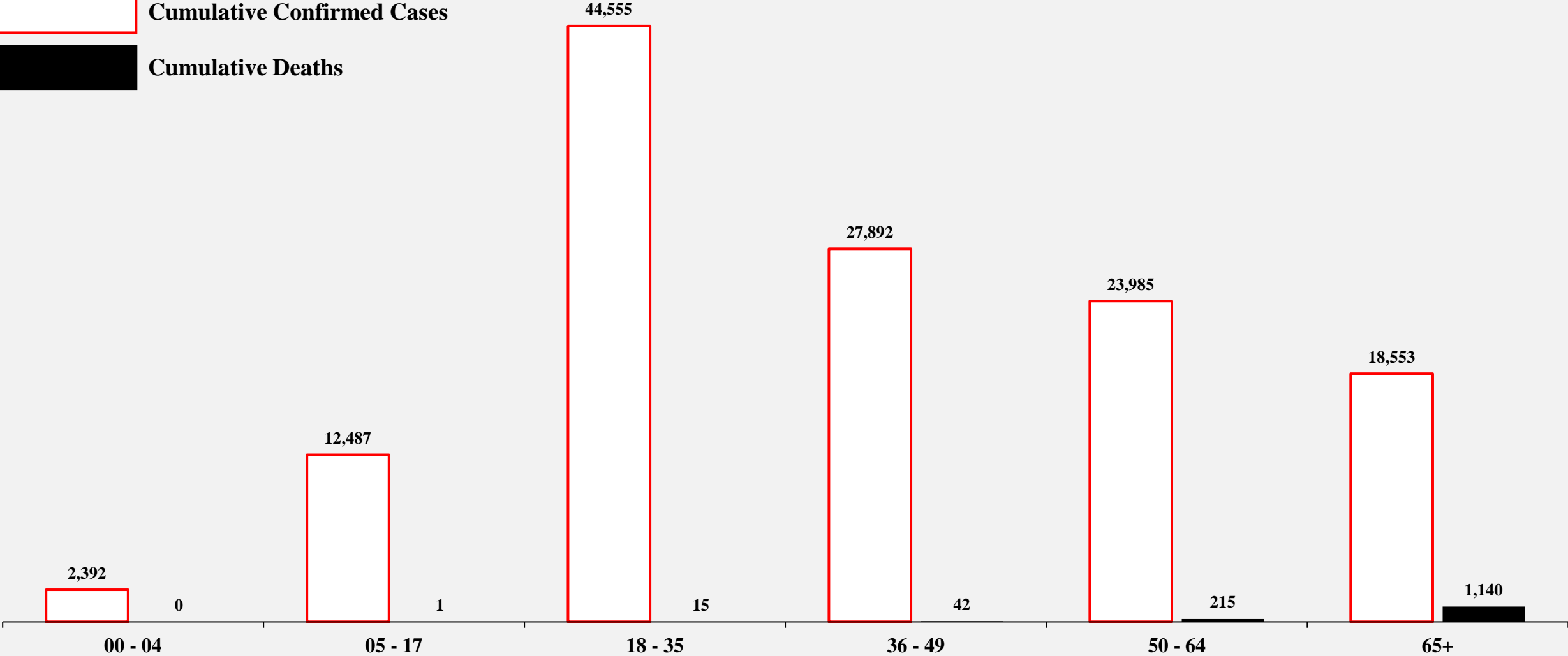
Source: Oklahoma State Health Department



Cumulative Confirmed Cases



Cumulative Deaths



# COVID-19 Cases and Deaths by Race and Ethnicity

As of 11/05/2020

Source: Oklahoma State Health Department, CDC



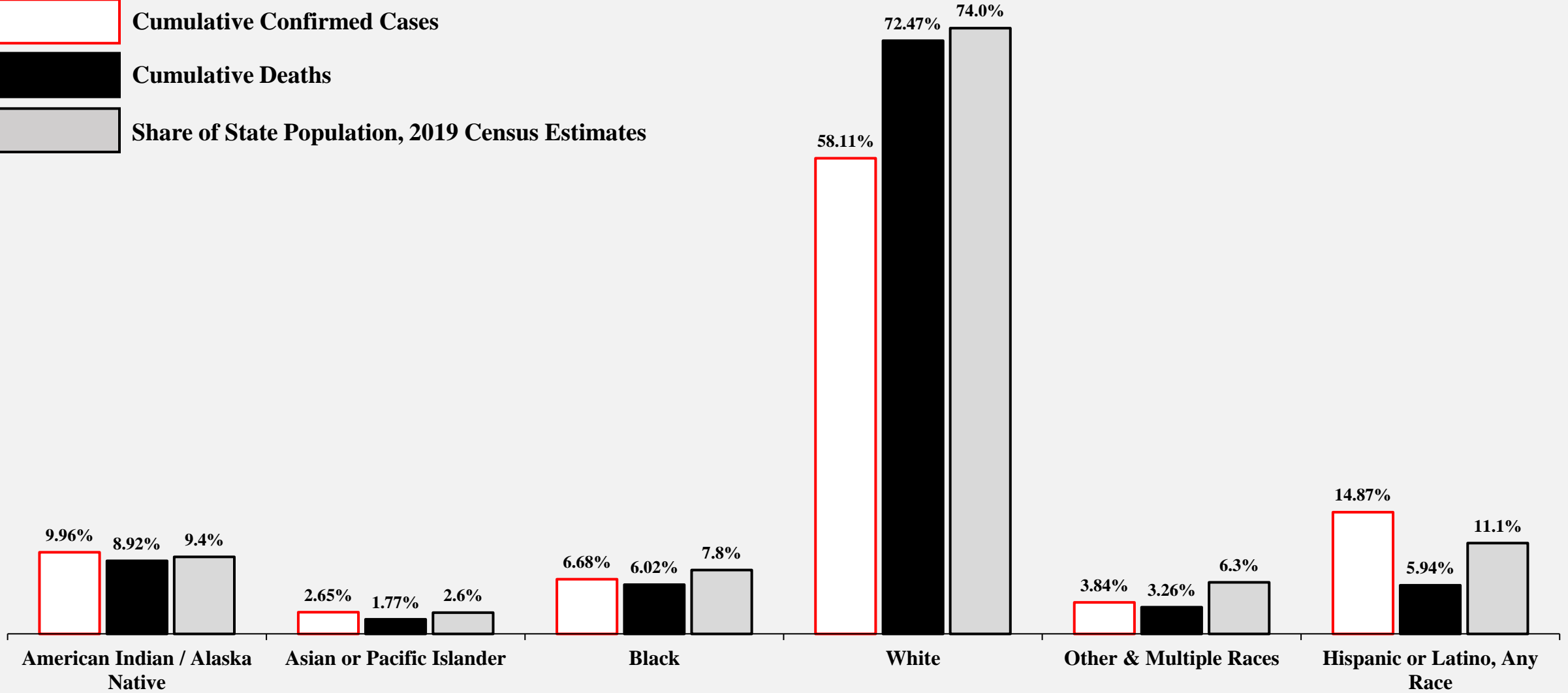
Cumulative Confirmed Cases



Cumulative Deaths



Share of State Population, 2019 Census Estimates



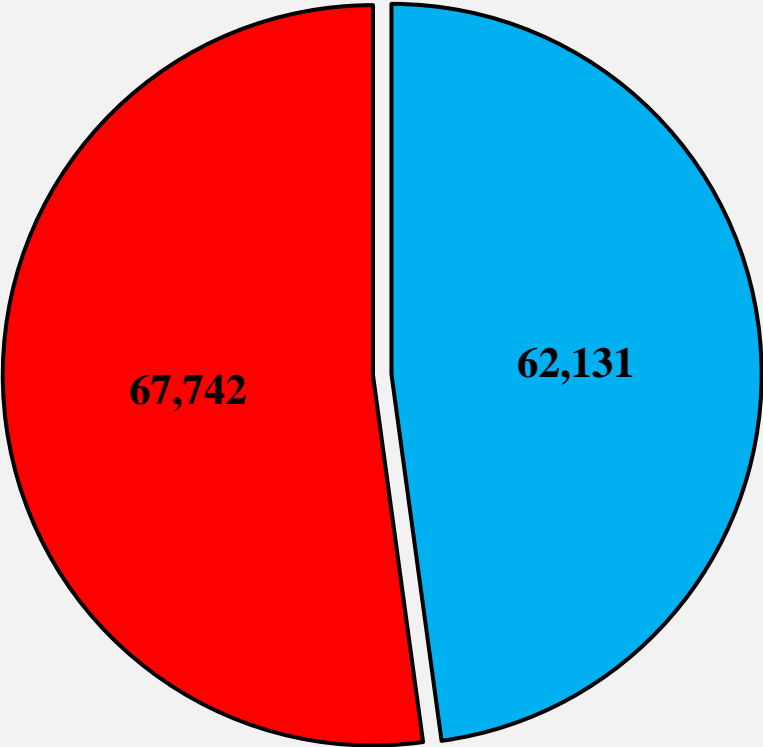
# COVID-19 Cases and Deaths by Gender

As of 11/05/2020

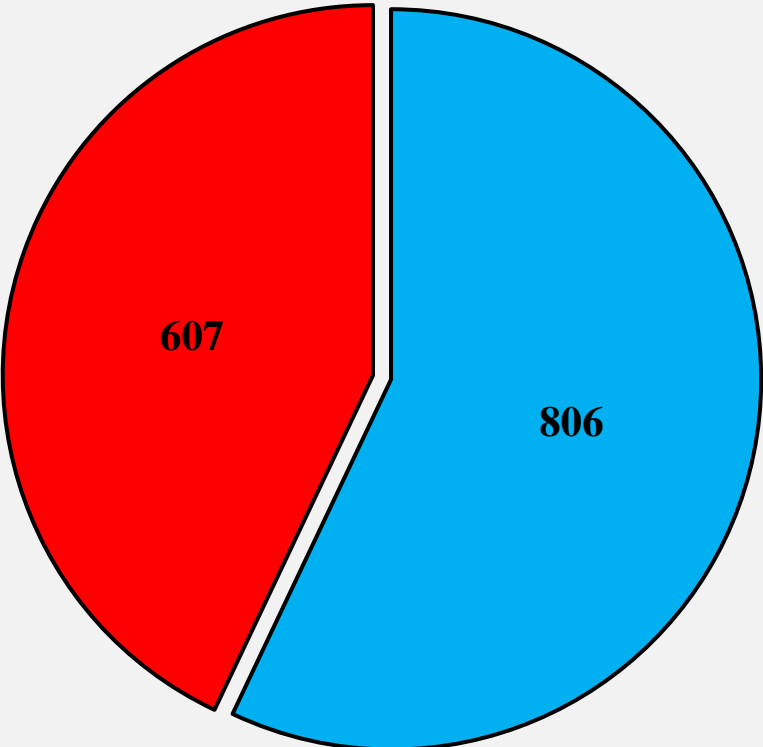
Source: Oklahoma State Health Department



### Cumulative Confirmed Cases



### Cumulative Deaths

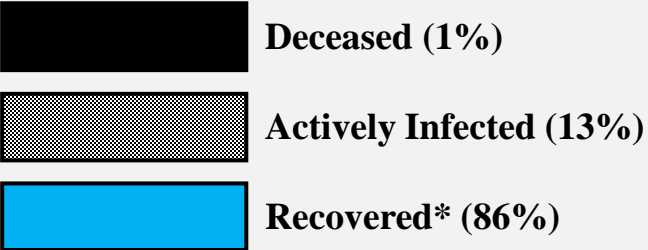




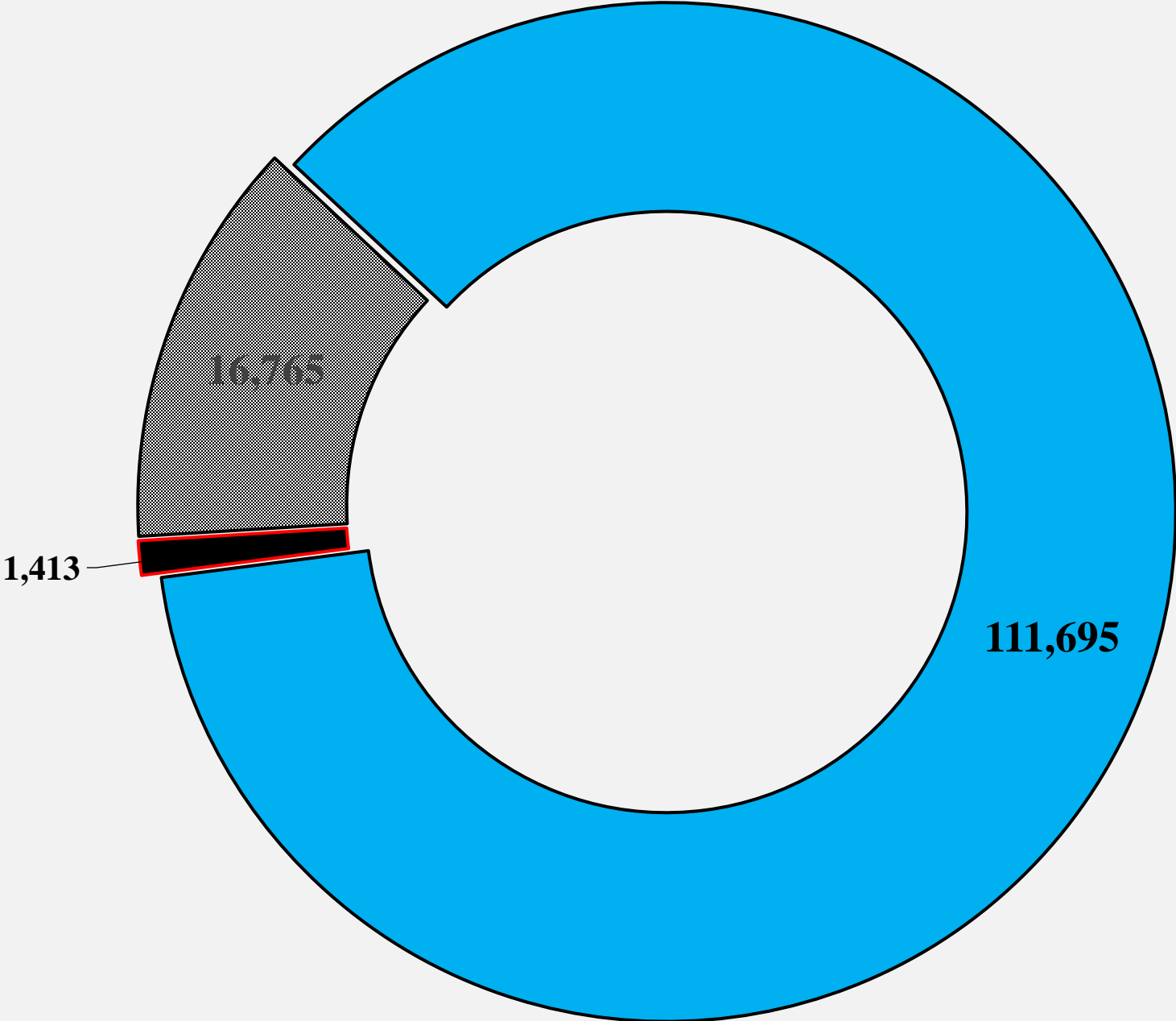
# COVID-19 Current Case Status Statewide

As of 11/05/2020

Source: Oklahoma State Health Department



*\*Recovered is defined by the Oklahoma State Health Department as not currently hospitalized or deceased after 14 days of onset/report of symptoms.*



# COVID-19 Statewide Test Results

As of 11/05/2020

Source: Oklahoma State Health Department



**Positive for COVID-19 (9%)**

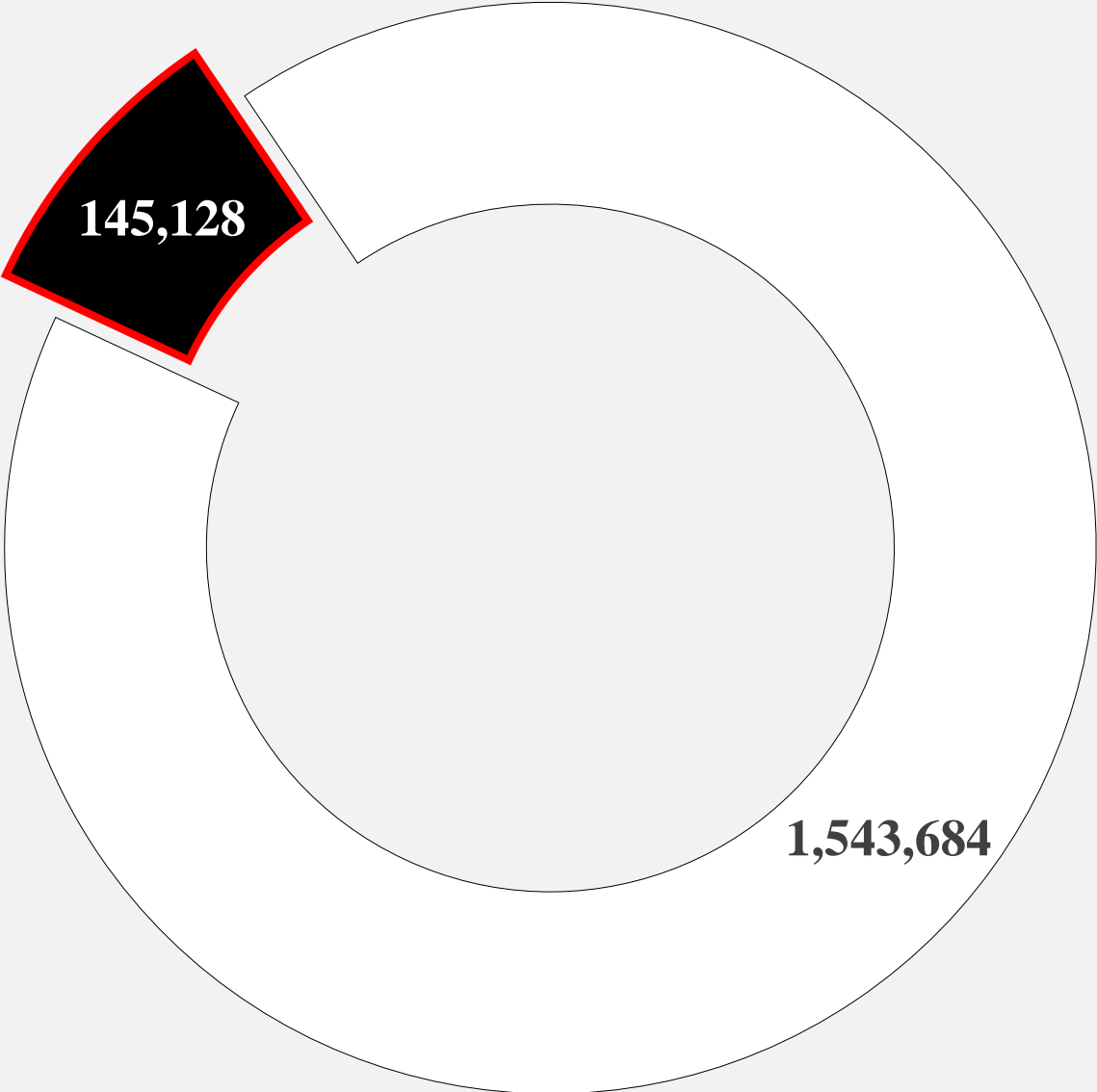
- 145,128 positive tests\*



**Negative for COVID-19 (91%)**

- 1,543,684 negative tests\*

*\*The Oklahoma State Health Department notes total test specimen counts may not reflect unique individuals.*



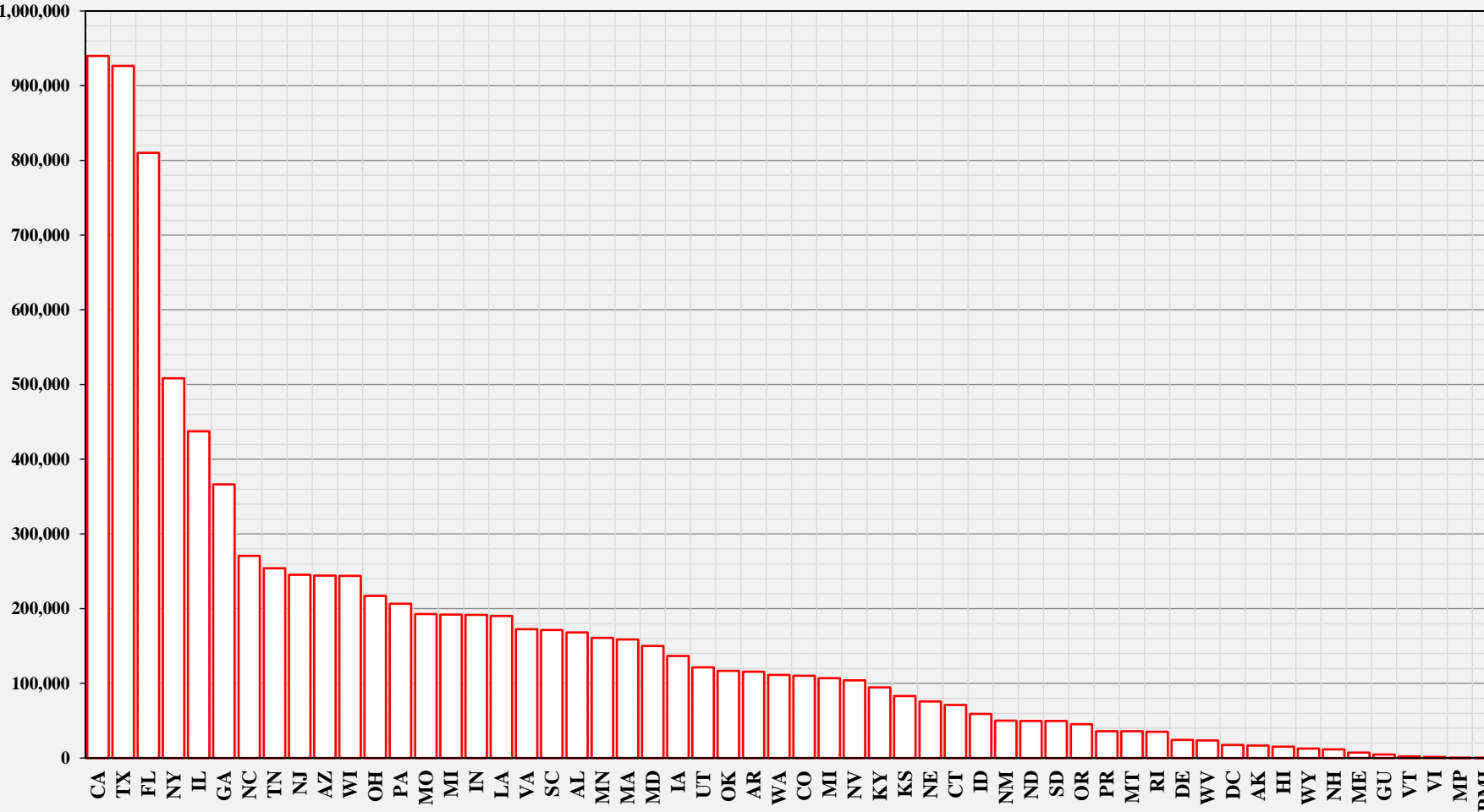
# COVID-19 Cumulative Confirmed Cases by U.S. State, Territory

1/21/2020 through 11/04/2020, as of 11/05/2020

Source: CDC



Cumulative Confirmed Cases



State	Cases
CA	940,010
TX	926,400
FL	810,256
NY	508,427
IL	437,556
GA	366,452
NC	270,675
TN	254,058
NJ	245,257
AZ	244,462
WI	244,002
OH	217,119
PA	206,800
MO	193,023
MI	192,096
IN	191,764
LA	190,164
VA	172,419
SC	171,642
AL	168,115
MN	160,923
MA	158,937
MD	149,964
IA	136,522
UT	121,485
OK	116,602
AR	115,812
WA	111,480
CO	110,284
MI	106,882
NV	104,093
KY	94,691
KS	82,991
NE	75,888
CT	71,238
ID	59,180
NM	50,251

State	Cases
ND	49,837
SD	49,791
OR	45,329
PR	36,101
MT	35,955
RI	35,122
DE	24,554
WV	23,750
DC	17,601
AK	16,764
HI	15,379
WY	12,675
NH	11,563
ME	7,260
GU	4,903
VT	2,268
VI	1,388
MP	96
RMI	1

# Oklahoma Statewide Unemployment Initial Claims

As of 11/05/2020

Source: U.S. Department of Labor

## Initial Claims

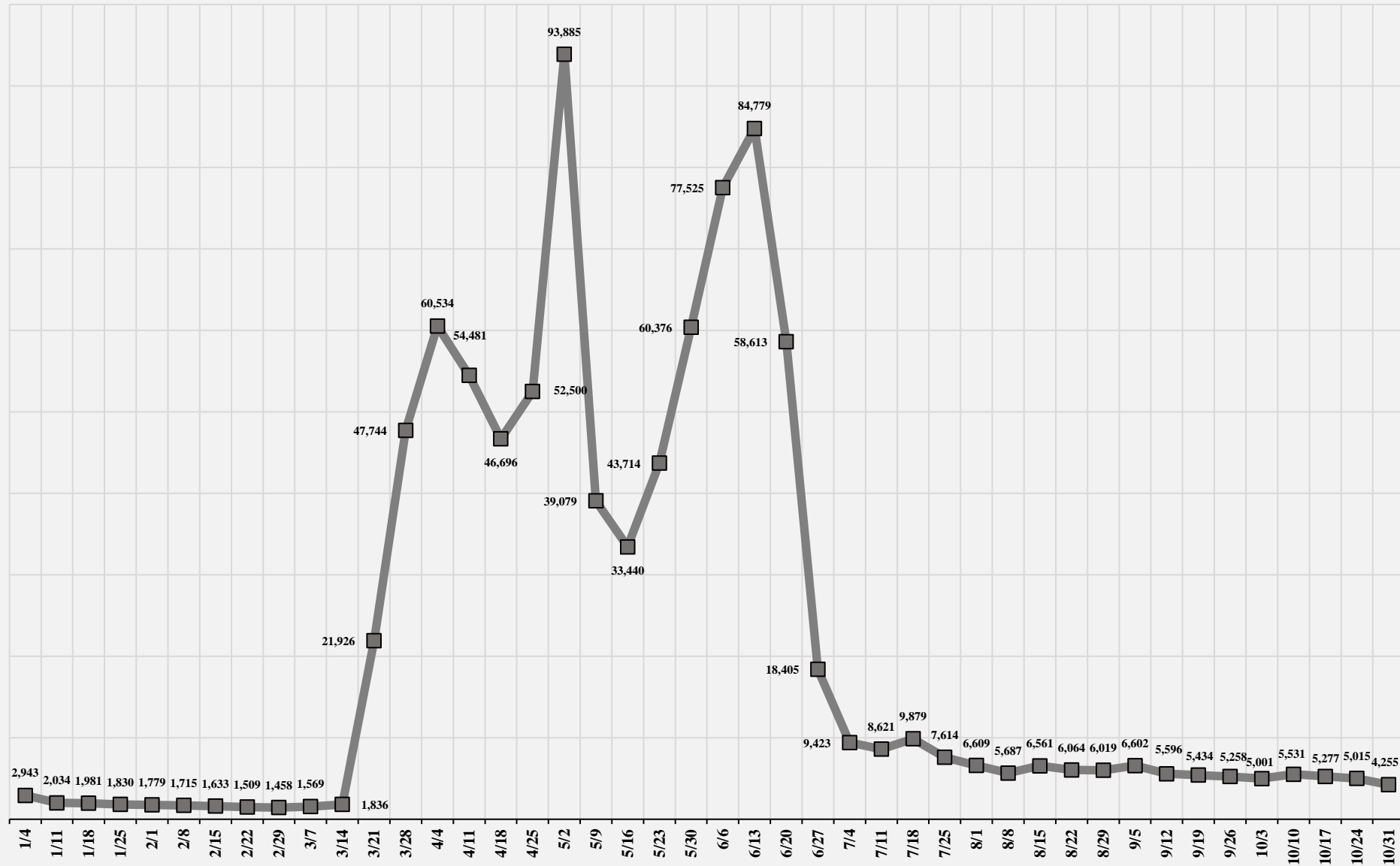
Unemployment claims are reported on a weekly basis every Thursday by the U.S. Department of Labor.

New data published 11/5/2020:

- Reported 4,255 initial claims filed in Oklahoma during the week ending 10/31/2020
- Revised downwards by 63 claims filed during the week ending 10/24/2020

Each of these numbers represents the number of new unemployment claims filed in Oklahoma each week; they are **not** cumulative. When weekly data is released, prior week data is subject to revision by the U.S. Department of Labor.

The data used here is not seasonally adjusted.



Note: Oklahoma's unemployment system has seen a large but still unclear quantity of fraudulent claims. The Oklahoma Employment Security Commission (OESC) and their benefits distribution contractor were reported to have ["identified about 70,000 claims as being fraudulent."](#) On Monday, June 22<sup>nd</sup>, the OESC interim director stated since March 1<sup>st</sup>, ["about 64,000 claims,"](#) or about 10% of all claims statewide, were identified as potential fraud and stopped; prior stories reported ["100,000 have been viewed as fraudulent"](#) with ["nearly 15,000 fictitious claims"](#) linked to ["a well-organized Nigerian fraud ring."](#) The Oklahoma Employment Security Commission [has set-up a website](#) solely for the purpose of intaking reports of unemployment fraud.

## *Oklahoma City Office of Emergency Management*

- [Prepare OKC](#)
- [Oklahoma City Accessible Hazard Alert System](#)
  - Oklahoma City is partnering with Deaf Link to provide the Accessible Hazard Alert System (AHAS) which will send accessible alert messages to registered subscribers who are Deaf, Blind, Hard of Hearing, or Deaf/Blind before, during, and after an emergency or disaster in Oklahoma City.
- Social Media
  - [Twitter](#)
  - [Facebook](#)
- Contact
  - (405) – 605 – 8200
  - [OKCEM@okc.gov](mailto:OKCEM@okc.gov)