



COVID-19: Oklahoma City Weekly Data Report

Thursday, November 19, 2020

For the reporting period of November 12 through November 18, 2020



The City of
OKLAHOMA CITY
Office of Emergency Management

Data and Information Sources

Oklahoma State Department of Health

- Daily Situation Updates
 - [November 13, 2020](#)
 - [November 16, 2020](#)
 - [November 17, 2020](#)
 - [November 18, 2020](#)
 - [November 19, 2020](#)
- Executive Order Reports
 - [November 13, 2020](#)
 - [November 16, 2020](#)
 - [November 17, 2020](#)
 - [November 18, 2020](#)
 - November 19, 2020

U.S. Centers for Disease Control and Prevention (CDC)

- [States Reporting Cases of COVID-19 to CDC](#)

U.S. Department of Labor

- [Office of Unemployment Insurance Weekly Claims Reports](#)


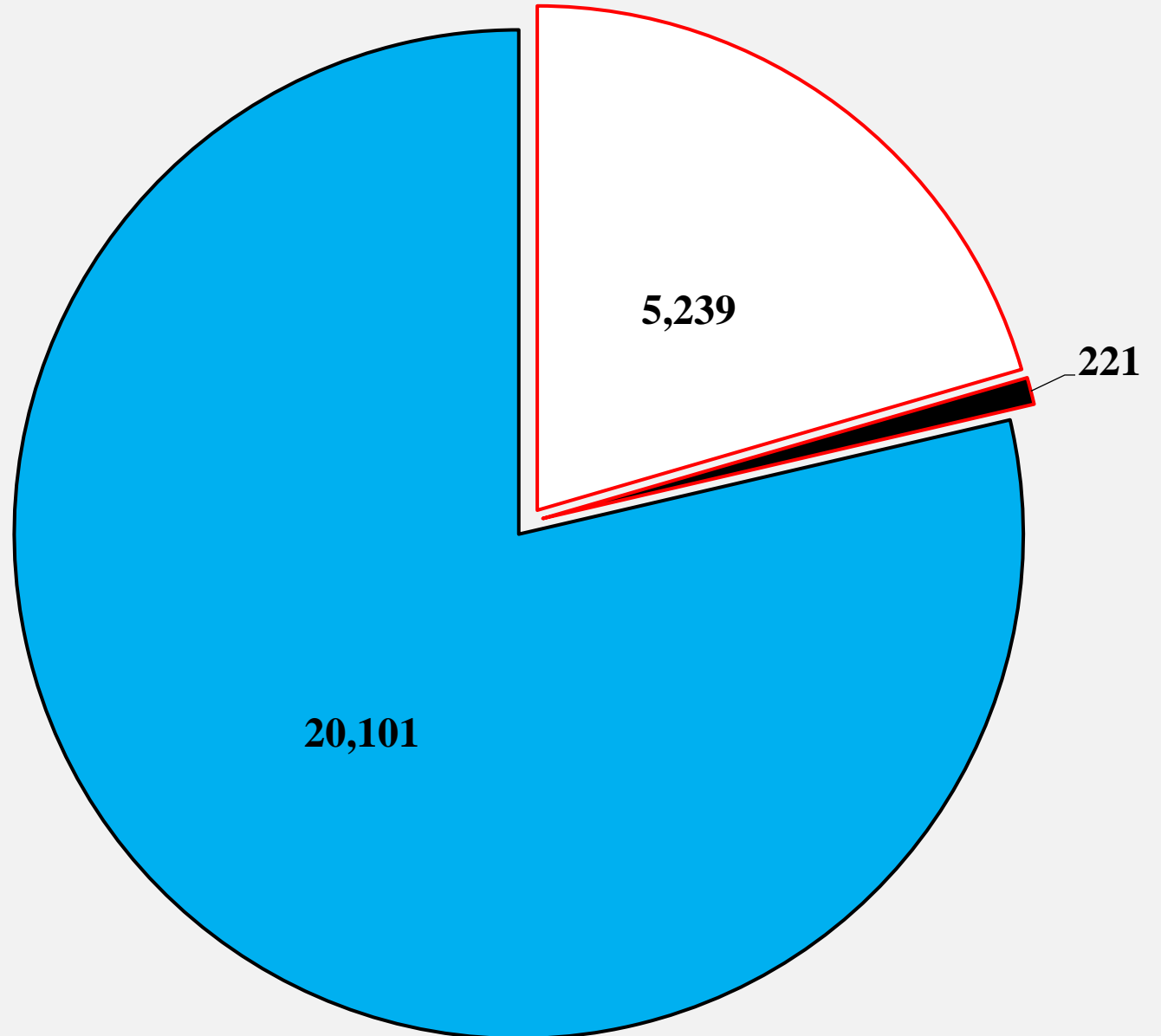


COVID-19 Oklahoma City Case Status

As of 11/18/2020

Source: Oklahoma State Department of Health

Oklahoma City	
New Cases Today	516
New Deaths Today	2
New Recoveries Today	258
Total Cumulative Cases	25,561
Total Cumulative Deaths	221
Total Cumulative Recoveries	20,101
Citywide Case Fatality Rate (CFR)	0.86%
Citywide Recovery Rate	78.63%
Oklahoma City Share of Statewide Cases	15.55%

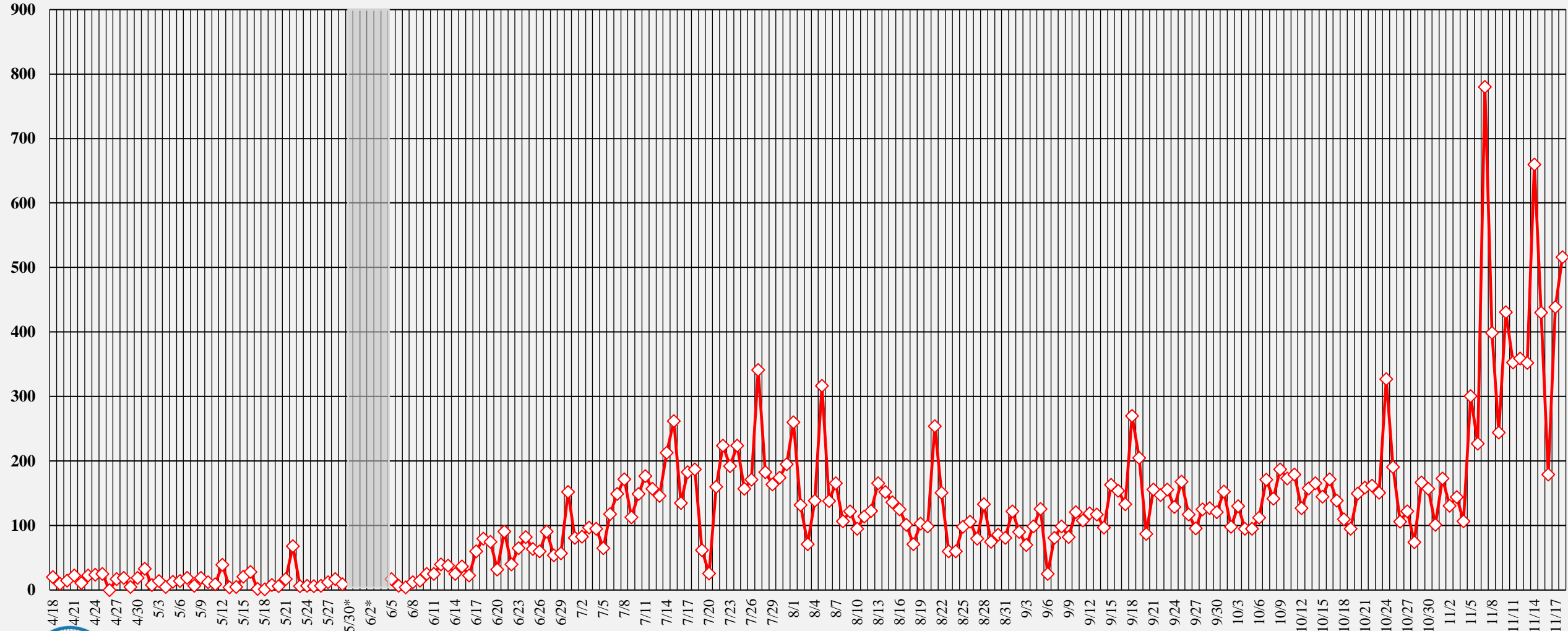


COVID-19 Oklahoma City Cases Per Day

4/18 through 11/18/2020

Source: Oklahoma State Department of Health

Confirmed Cases Per Day



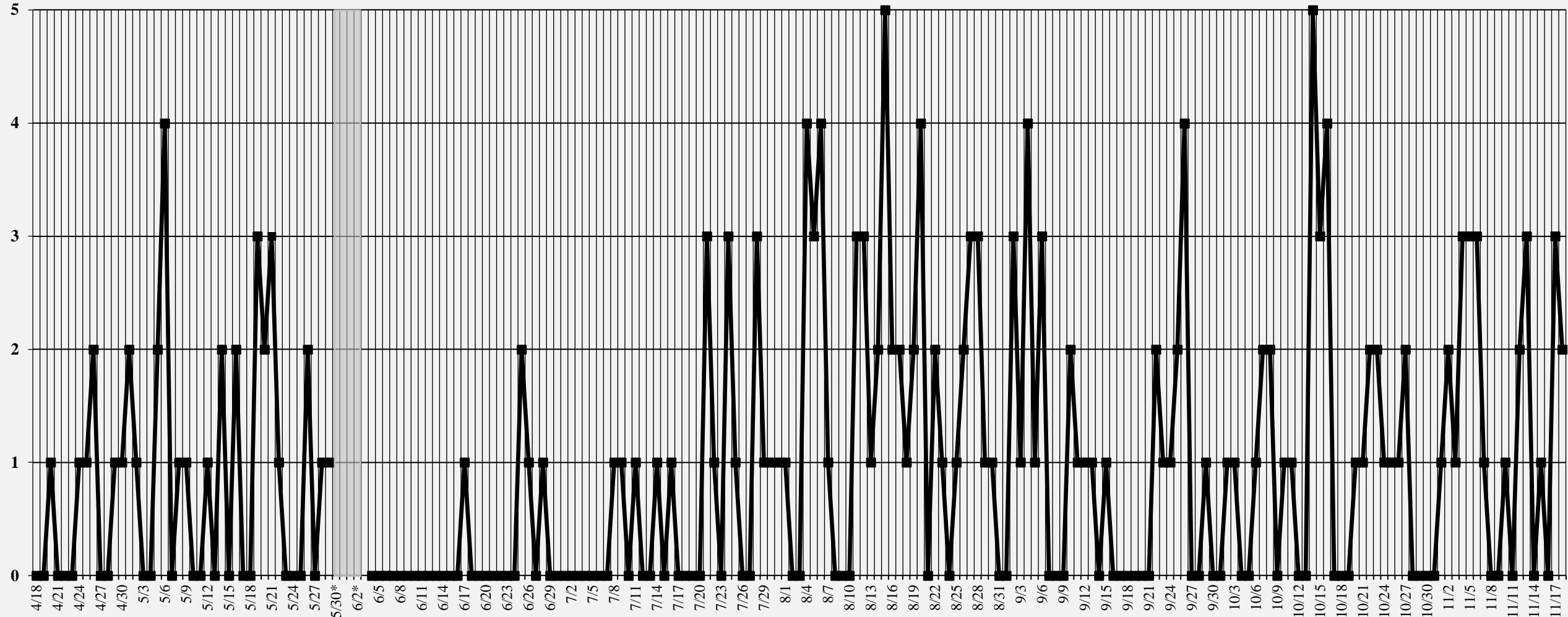
*No local data published 5/30 through 6/3

COVID-19 Oklahoma City Deaths Per Day

4/18 through 11/18/2020

Source: Oklahoma State Department of Health

Deaths Per Day



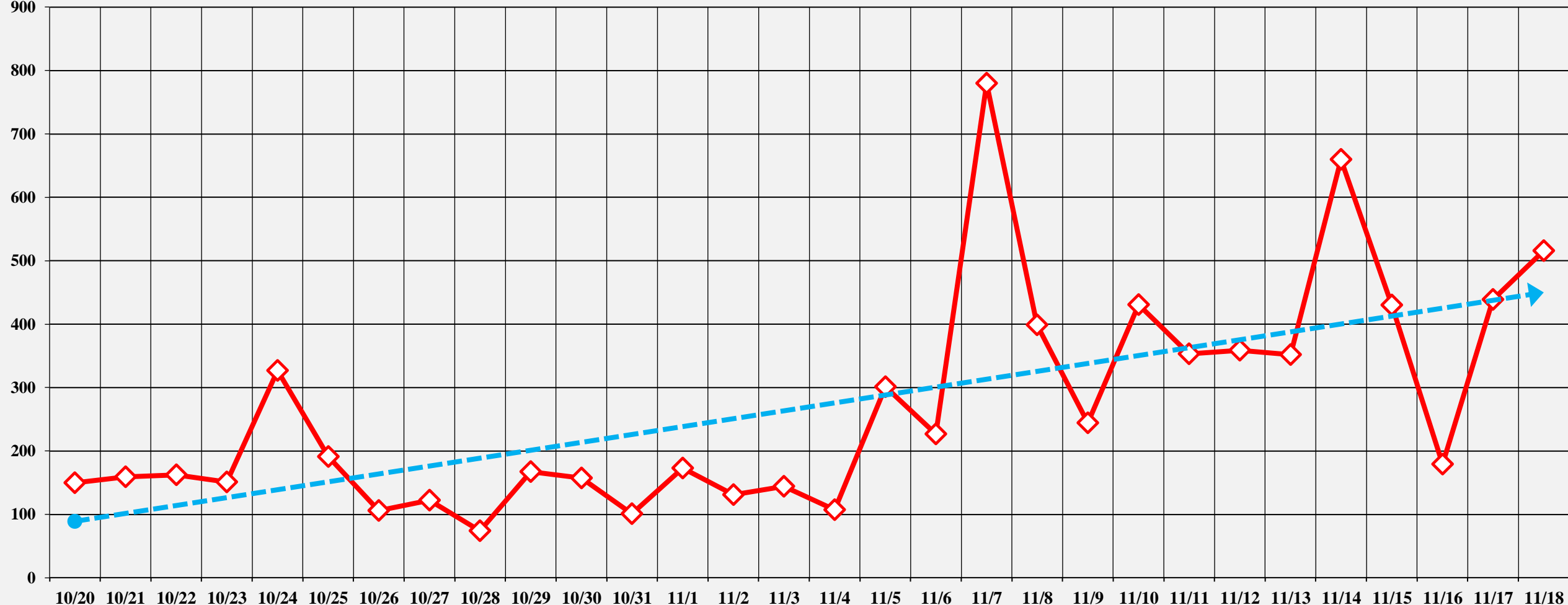
*No local data published 5/30 through 6/3

COVID-19 Oklahoma City Cases 30-Day Trends

10/20 through 11/18/2020

Source: Oklahoma State Department of Health

 **Confirmed Cases Per Day**
 **Cases Trendline**

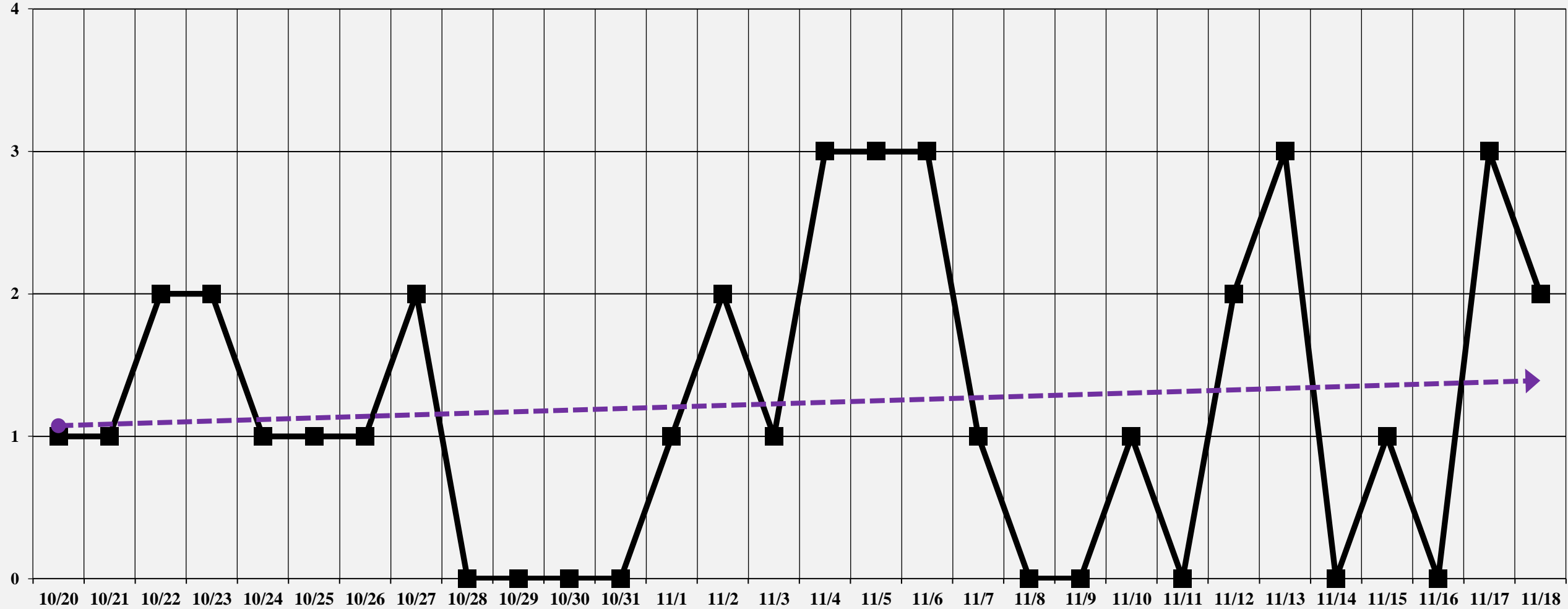


COVID-19 Oklahoma City Deaths 30-Day Trends

10/20 through 11/18/2020

Source: Oklahoma State Department of Health

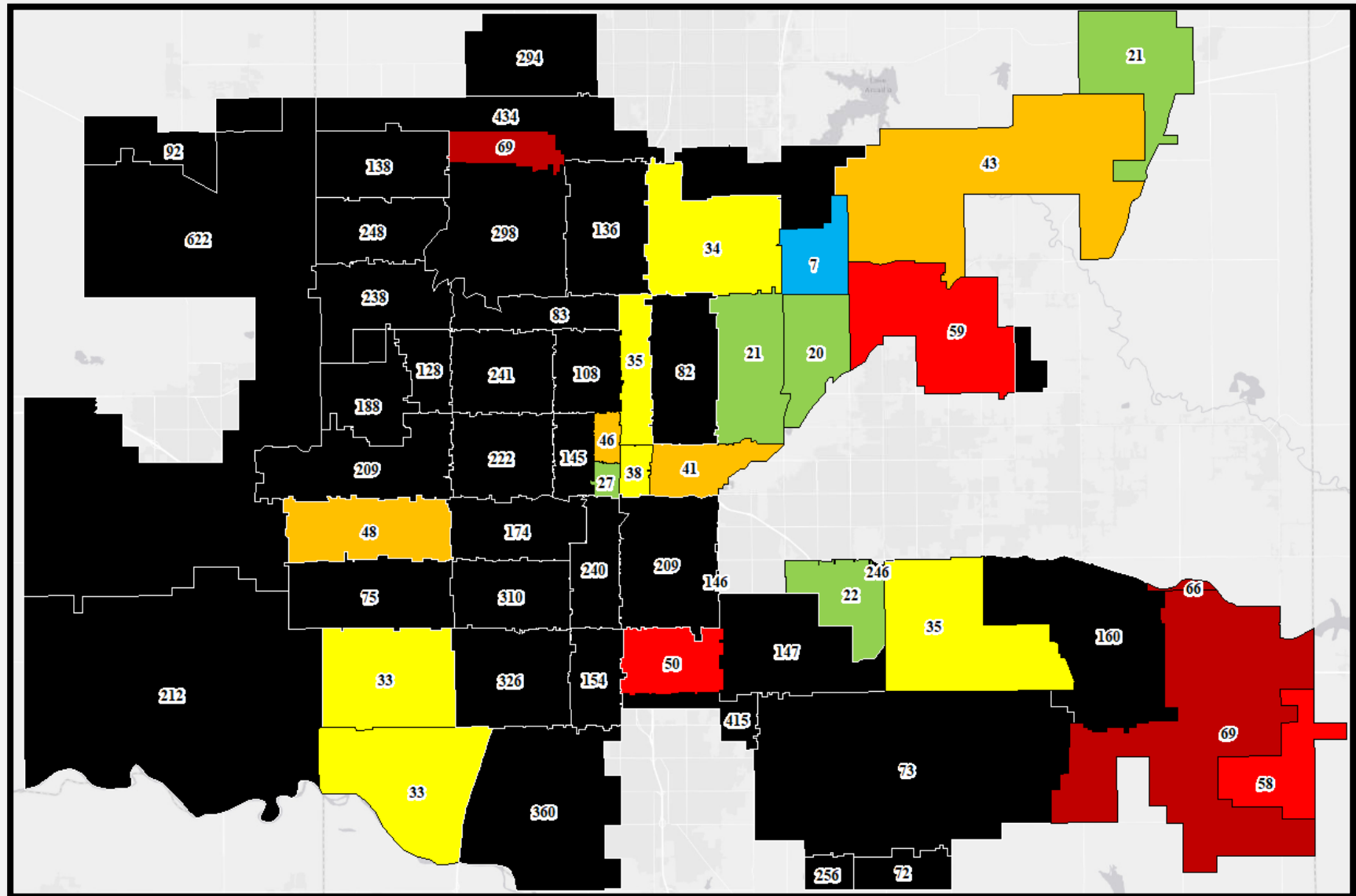

—■— Deaths Per Day
- - - - -▶ Deaths Trendline



COVID-19 Active Cases by Oklahoma City ZIP

As of 11/18/2020

Source: Oklahoma State Health Department



Active case totals represent those within the whole of the ZIP code. Because several ZIP codes are only partially within Oklahoma City's corporate limits, outlying ZIP codes may not reflect cases within Oklahoma City. Active cases are determined by subtracting recoveries and deaths from cumulative cases per ZIP code.



COVID-19 Cumulative Cases and New Cases by Oklahoma City ZIP

As of 11/18/2020

Source: Oklahoma State Health Department


 Cumulative Cases Reported

 Cases Added 11/18/2020

The following Oklahoma City ZIP codes were reported to have additional new cases today for November 18, 2020:

- 73008 (14) • 73105 (4) • 73122 (19) • 73160 (46)
- 73012 (27) • 73106 (22) • 73127 (17) • 73162 (22)
- 73013 (62) • 73107 (16) • 73128 (3) • 73165 (7)
- 73020 (28) • 73108 (17) • 73129 (26) • 73169 (1)
- 73026 (9) • 73109 (22) • 73130 (12) • 73170 (30)
- 73045 (11) • 73110 (25) • 73132 (24) • 73173 (5)
- 73049 (6) • 73111 (3) • 73134 (11) • 73179 (7)
- 73054 (1) • 73112 (19) • 73135 (19) • 74851 (7)
- 73064 (15) • 73114 (11) • 73139 (16) • 74857 (4)
- 73071 (14) • 73115 (9) • 73141 (1)
- 73078 (13) • 73116 (9) • 73142 (11)
- 73084 (9) • 73117 (3) • 73145 (3)
- 73099 (64) • 73118 (13) • 73149 (6)
- 73103 (9) • 73119 (30) • 73150 (3)
- 73104 (8) • 73120 (25) • 73159 (38)

Because several ZIP codes are only partially within Oklahoma City's corporate limits, ZIP codes may reflect cases not within Oklahoma City.



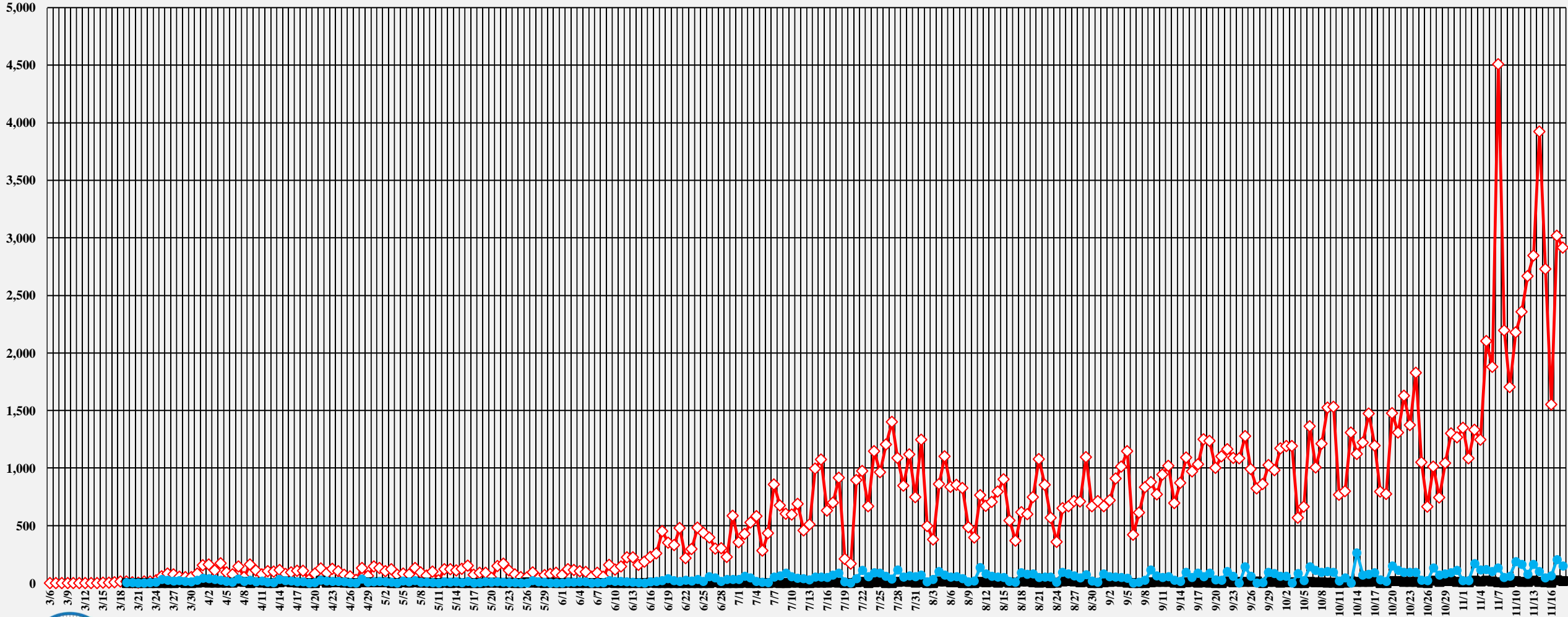
COVID-19 Statewide Cases, Hospitalizations, and Deaths Per Day

3/06 through 11/18/2020

Source: Oklahoma State Department of Health

This chart demonstrates cases, hospitalizations, and deaths reported daily rather than cumulative based on the Oklahoma State Health Department's daily reports.

Cases Per Day **Hospitalizations Per Day** **Deaths Per Day**


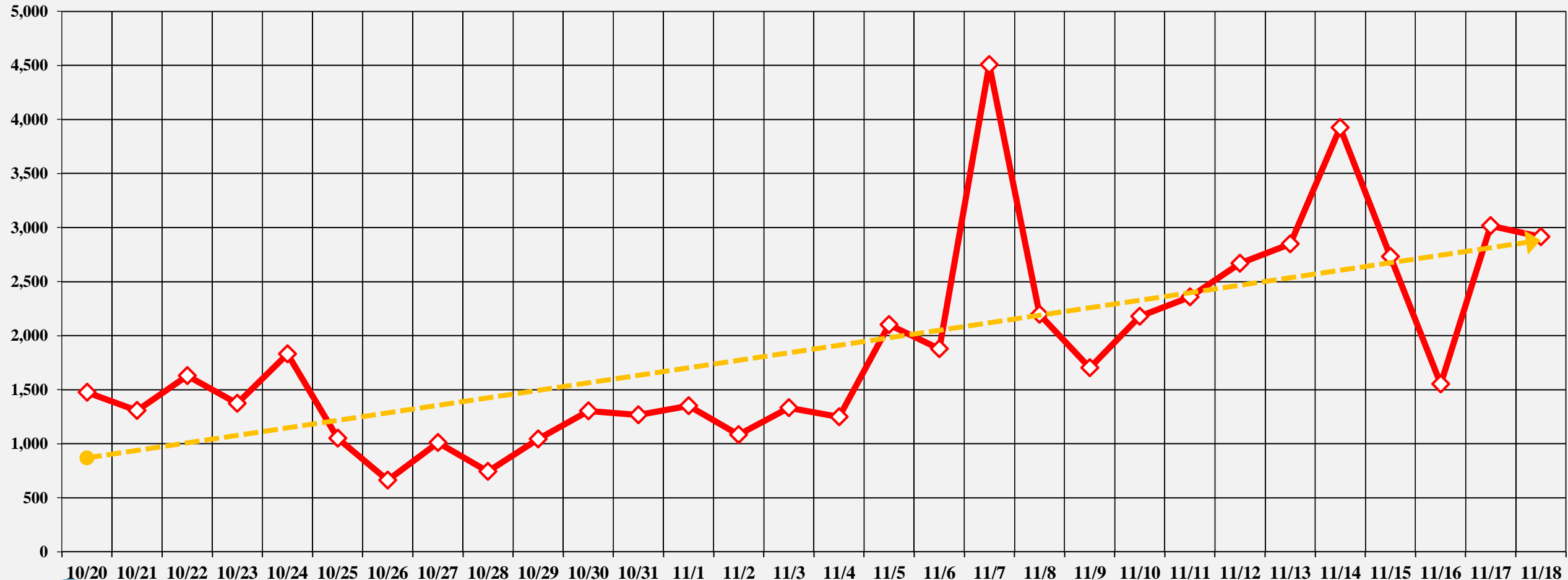


COVID-19 Statewide New Daily Cases 30-Day Trends

10/20 through 11/18/2020

Source: Oklahoma State Department of Health

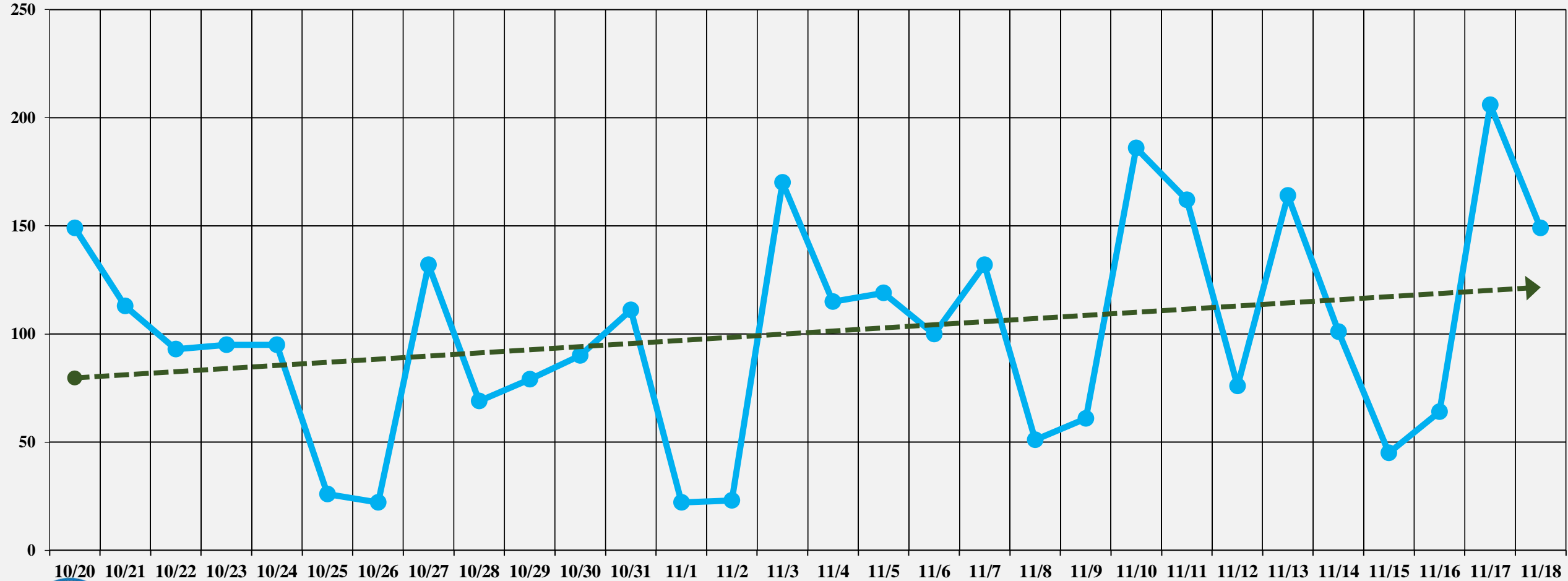
 **Cases Per Day**
 **Cases Trendline**



COVID-19 Statewide New Daily Hospital Admissions 30-Day Trends

10/20 through 11/18/2020

Source: Oklahoma State Department of Health

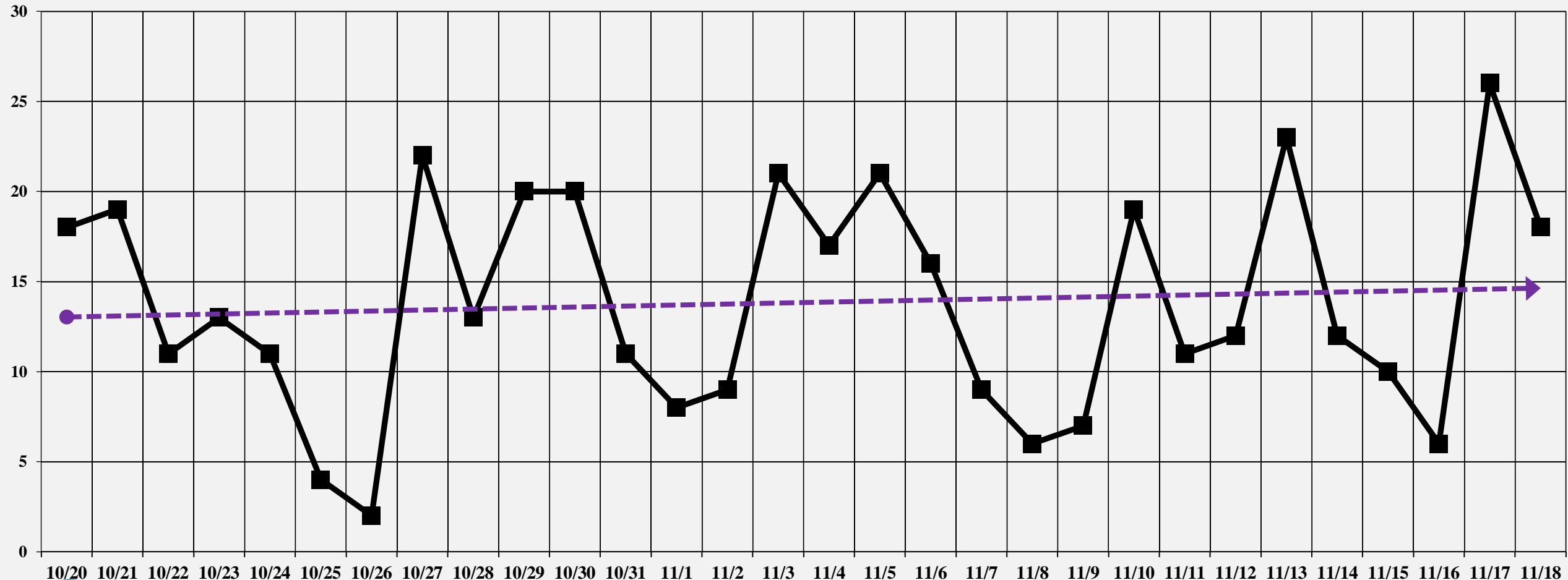


COVID-19 Statewide New Daily Deaths 30-Day Trends

10/13 through 11/18/2020

Source: Oklahoma State Department of Health

—■— Deaths Per Day
- - - - -▶ Deaths Trendline



COVID-19 Statewide Cases and Deaths by Age Cohort

As of 11/18/2020

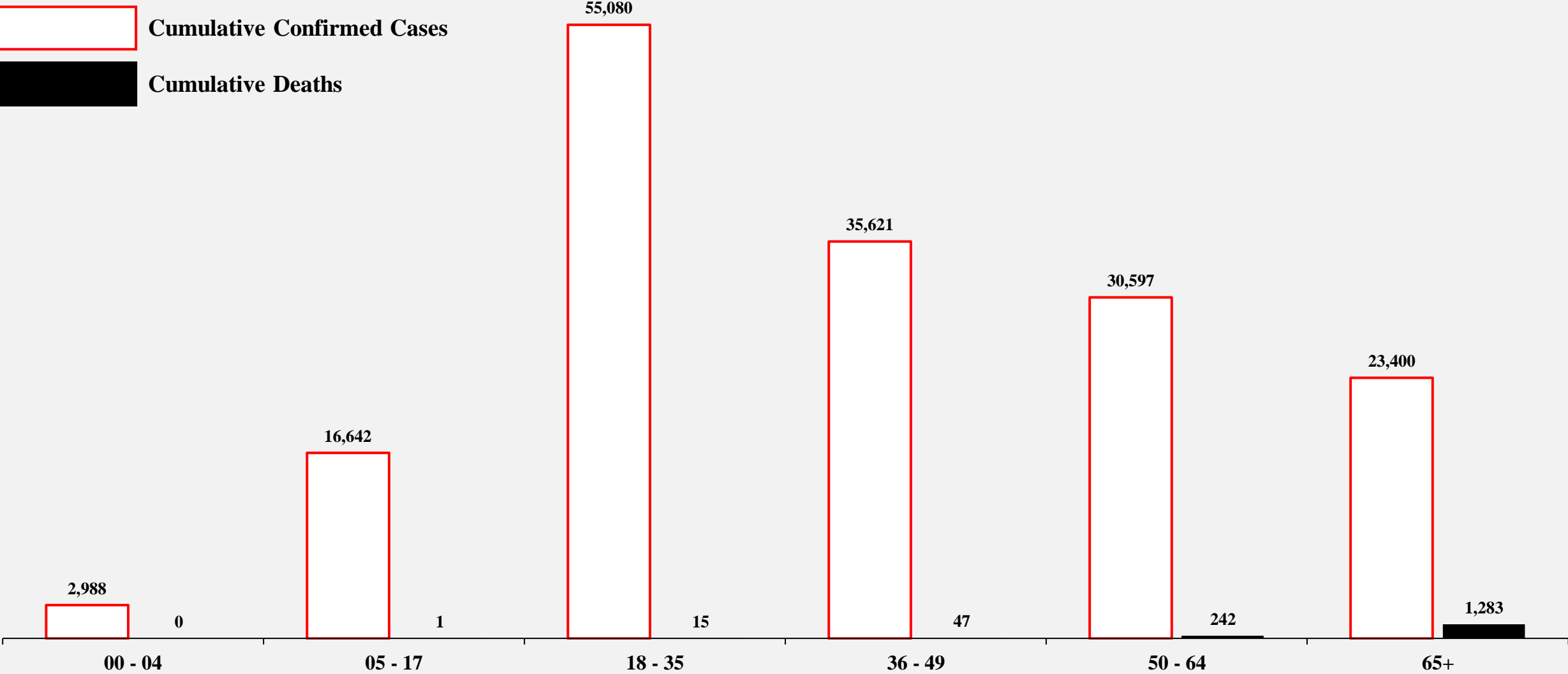
Source: Oklahoma State Health Department



Cumulative Confirmed Cases



Cumulative Deaths




COVID-19 Cases and Deaths by Race and Ethnicity

As of 11/18/2020

Source: Oklahoma State Health Department, CDC



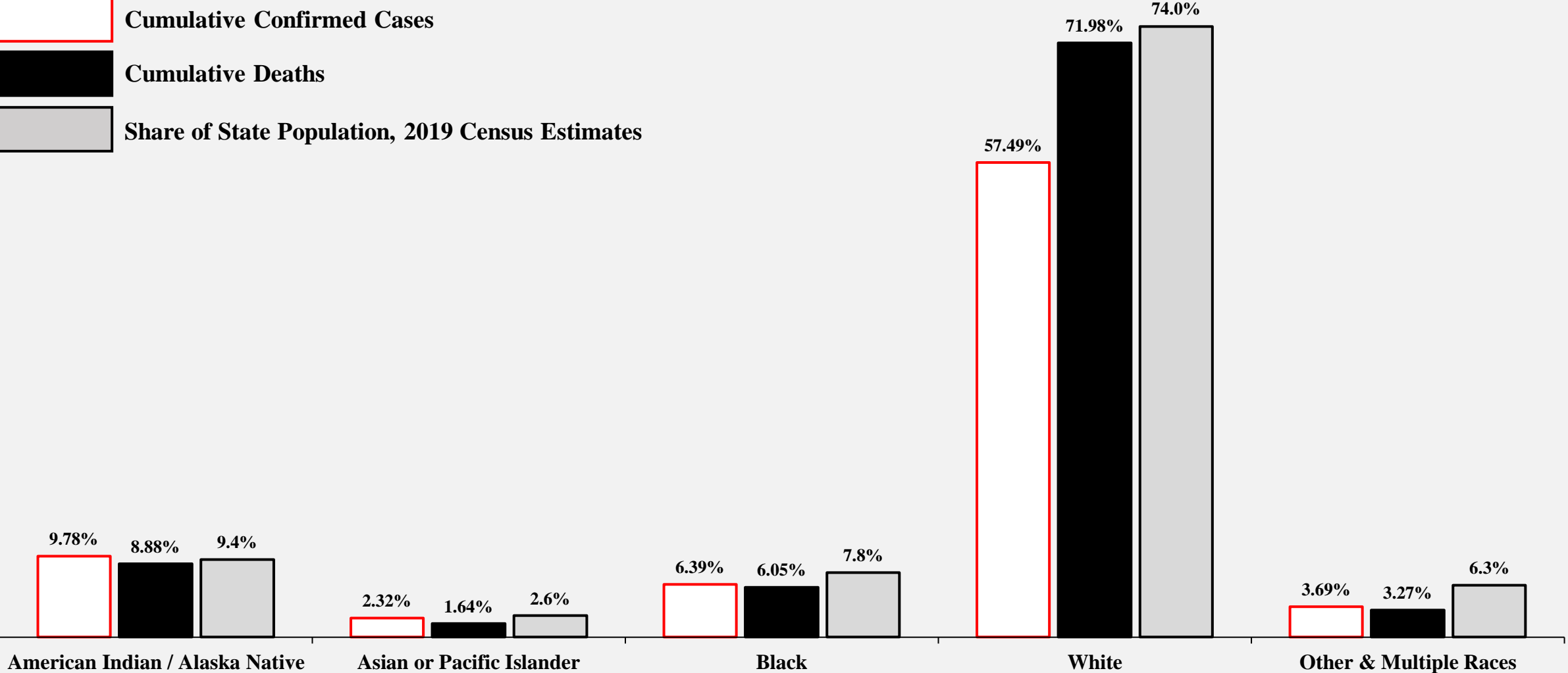
Cumulative Confirmed Cases



Cumulative Deaths



Share of State Population, 2019 Census Estimates



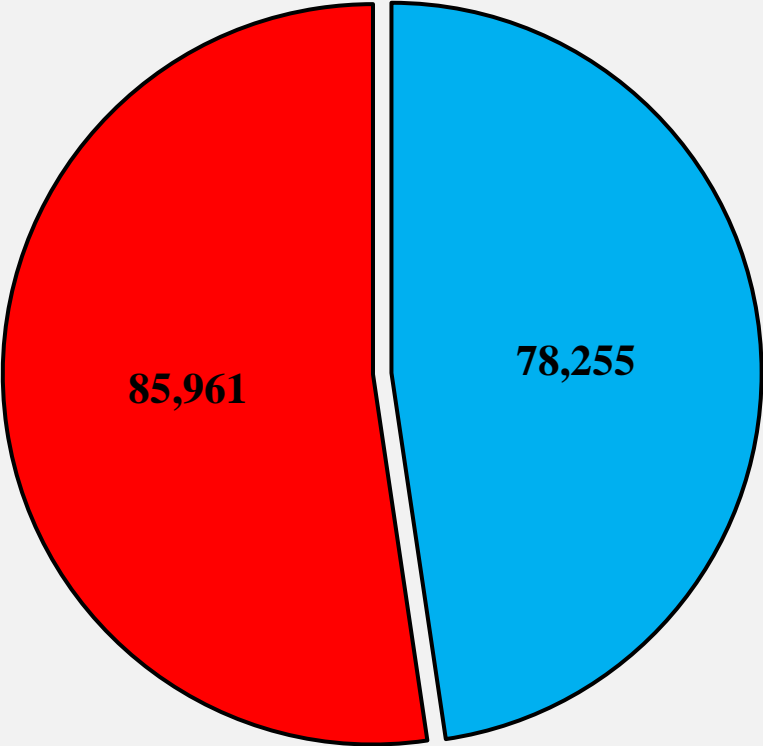
COVID-19 Cases and Deaths by Gender

As of 11/18/2020

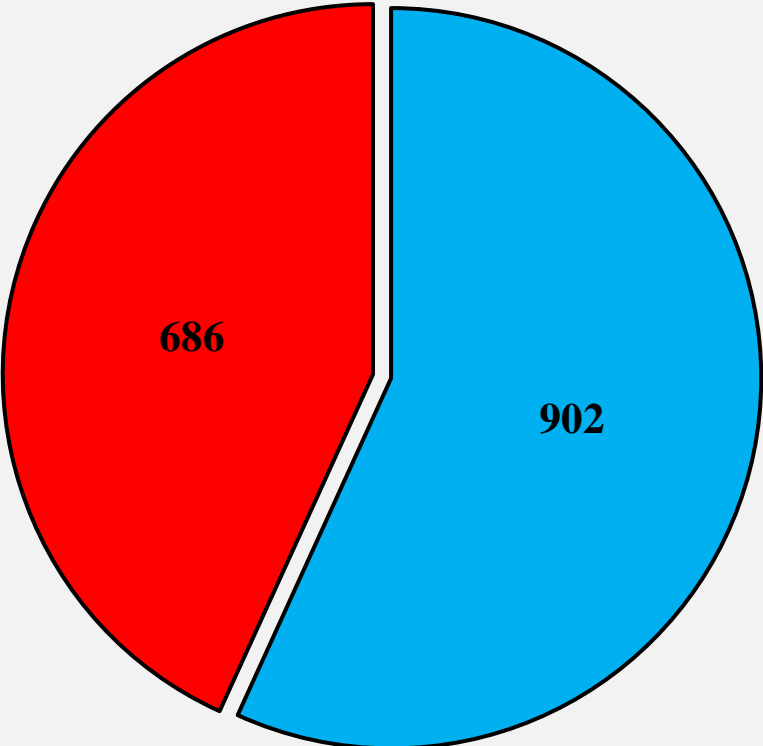
Source: Oklahoma State Health Department



Cumulative Confirmed Cases



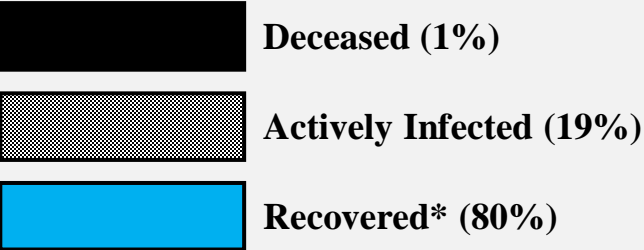
Cumulative Deaths



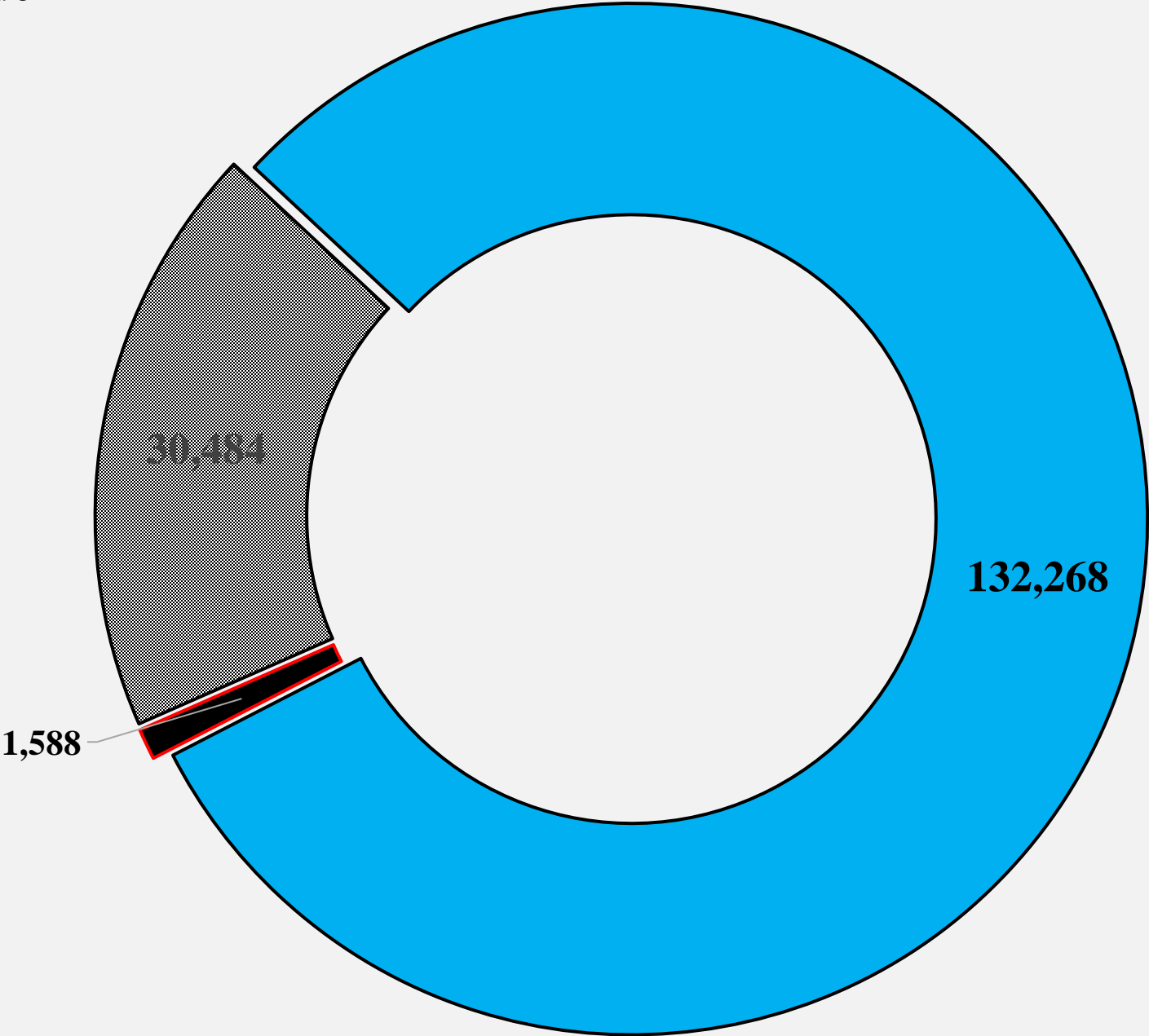
COVID-19 Current Case Status Statewide

As of 11/18/2020

Source: Oklahoma State Health Department



**Recovered is defined by the Oklahoma State Health Department as not currently hospitalized or deceased after 14 days of onset/report of symptoms.*



COVID-19 Statewide Test Results

As of 11/18/2020

Source: Oklahoma State Health Department



Positive for COVID-19 (9%)

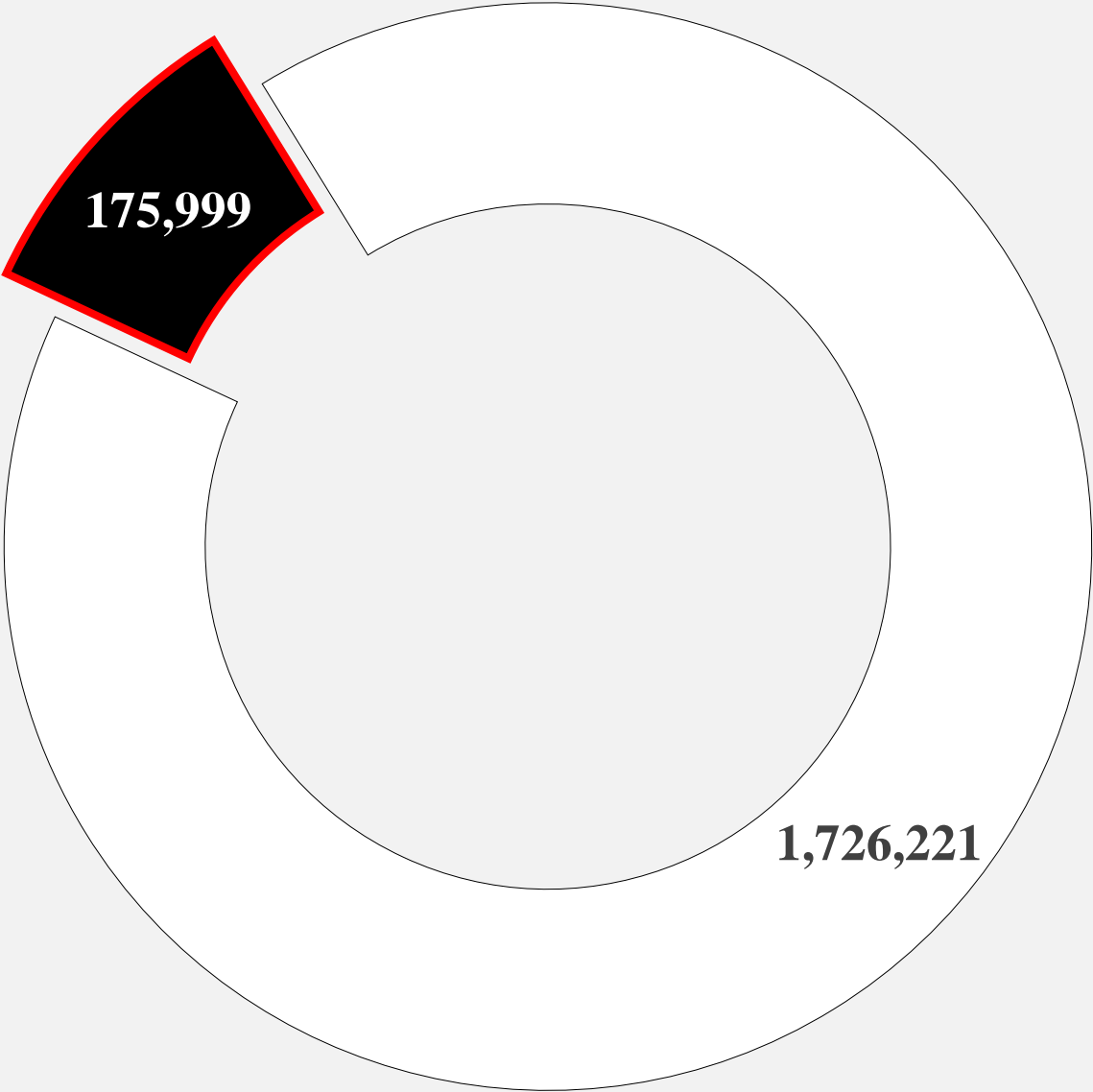
- 175,999 positive tests*



Negative for COVID-19 (91%)

- 1,726,221 negative tests*

**The Oklahoma State Health Department notes total test specimen counts may not reflect unique individuals.*



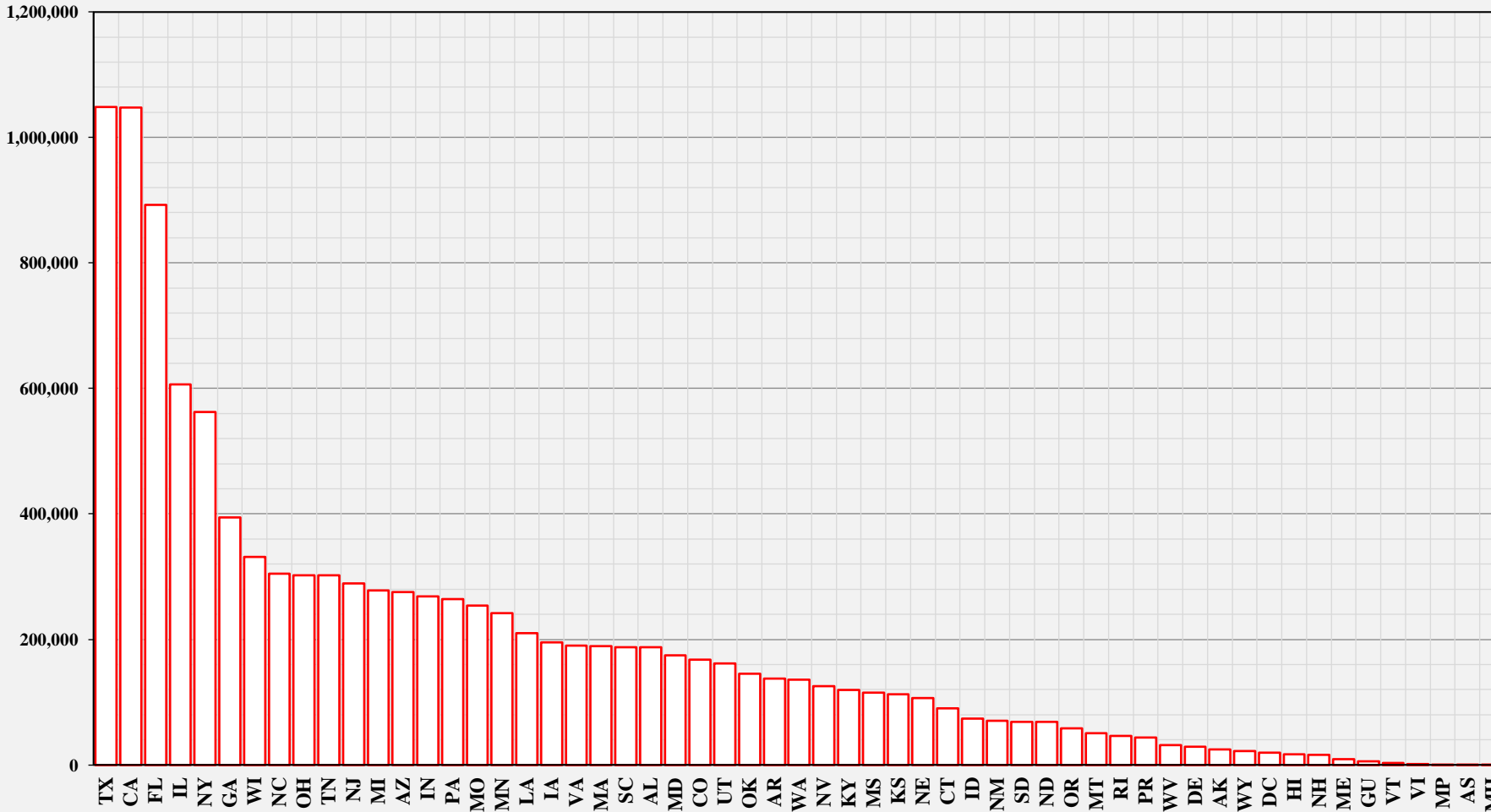
COVID-19 Cumulative Confirmed Cases by U.S. State, Territory

1/21/2020 through 11/18/2020, as of 11/19/2020

Source: CDC



Cumulative Confirmed Cases



State	Cases
TX	1,048,383
CA	1,047,789
FL	892,352
IL	606,771
GA	393,980
WI	331,837
NC	304,784
OH	302,516
TN	301,901
NJ	289,562
NY	562,056
MI	277,806
AZ	275,342
IN	268,222
PA	263,978
MO	253,473
MN	242,043
LA	209,914
IA	195,542
VA	190,157
MA	189,518
SC	187,774
AL	187,623
MD	174,733
CO	167,626
UT	162,028
OK	145,431
AR	137,617
WA	135,424
NV	125,459
KY	119,662
MS	114,888
KS	112,461
NE	106,617
CT	90,529
ID	73,840
NM	70,451

State	Cases
SD	68,671
ND	68,612
OR	57,949
MT	50,582
RI	45,911
PR	43,403
WV	31,821
DE	28,860
AK	24,419
WY	21,750
DC	19,465
HI	16,577
NH	15,749
ME	8,733
GU	5,924
VT	3,161
VI	1,469
MP	103
AS	3
MH	1

Oklahoma Statewide Unemployment Initial Claims

As of 11/19/2020

Source: U.S. Department of Labor

Initial Claims

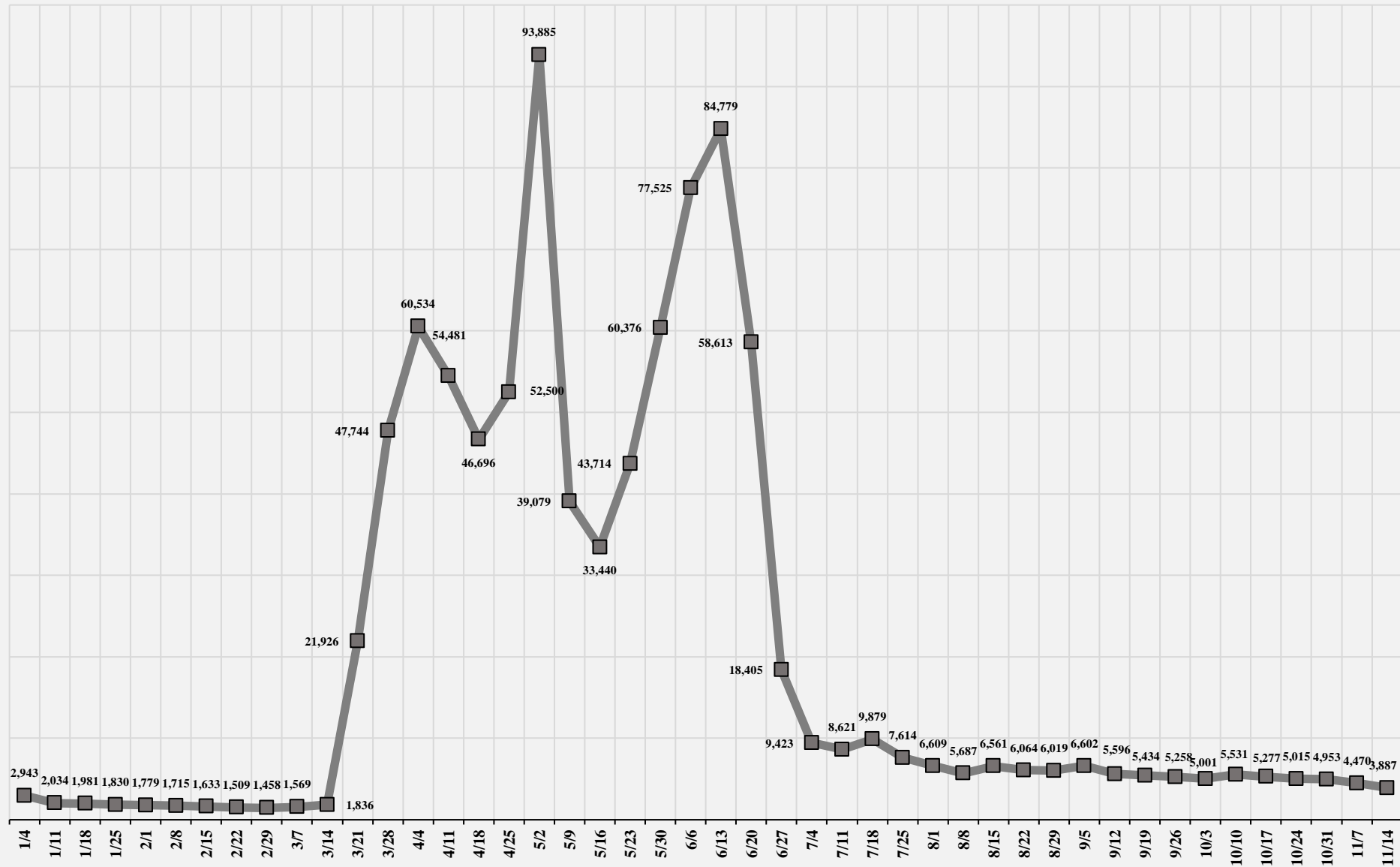
Unemployment claims are reported on a weekly basis every Thursday by the U.S. Department of Labor.

New data published 11/19/2020:

- Reported 3,887 initial claims filed in Oklahoma during the week ending 11/14/2020
- Revised upwards by 612 claims filed during the week ending 11/7/2020

Each of these numbers represents the number of new unemployment claims filed in Oklahoma each week; they are **not** cumulative. When weekly data is released, prior week data is subject to revision by the U.S. Department of Labor.

The data used here is not seasonally adjusted.



Note: Oklahoma's unemployment system has seen a large but still unclear quantity of fraudulent claims. The Oklahoma Employment Security Commission (OESC) and their benefits distribution contractor were reported to have ["identified about 70,000 claims as being fraudulent."](#) On Monday, June 22nd, the OESC interim director stated since March 1st, ["about 64,000 claims,"](#) or about 10% of all claims statewide, were identified as potential fraud and stopped; prior stories reported ["100,000 have been viewed as fraudulent"](#) with ["nearly 15,000 fictitious claims"](#) linked to ["a well-organized Nigerian fraud ring."](#) The Oklahoma Employment Security Commission [has set-up a website](#) solely for the purpose of intaking reports of unemployment fraud.

Oklahoma City Office of Emergency Management

- [Prepare OKC](#)
- [Oklahoma City Accessible Hazard Alert System](#)
 - Oklahoma City is partnering with Deaf Link to provide the Accessible Hazard Alert System (AHAS) which will send accessible alert messages to registered subscribers who are Deaf, Blind, Hard of Hearing, or Deaf/Blind before, during, and after an emergency or disaster in Oklahoma City.
- Social Media
 - [Twitter](#)
 - [Facebook](#)
- Contact
 - (405) – 605 – 8200
 - OKCEM@okc.gov