



COVID-19: Oklahoma City Weekly Data Report

Thursday, December 31, 2020

For the reporting period of December 17 through December 30, 2020



The City of
OKLAHOMA CITY
Office of Emergency Management

Data and Information Sources

Oklahoma State Department of Health

- Daily Situation Updates
 - [December 18, 2020](#)
 - [December 21, 2020](#)
 - [December 22, 2020](#)
 - [December 23, 2020](#)
 - [December 24, 2020](#)
 - [December 26, 2020](#)
 - [December 27, 2020](#)
 - [December 28, 2020](#)
 - [December 29, 2020](#)
 - [December 30, 2020](#)
 - [December 31, 2020](#)
- Executive Order Reports
 - [December 18, 2020](#)
 - [December 21, 2020](#)
 - [December 22, 2020](#)
 - [December 23, 2020](#)
 - [December 24, 2020](#)
 - [December 28, 2020](#)
 - [December 29, 2020](#)
 - [December 30, 2020](#)
 - [December 31, 2020](#)

U.S. Centers for Disease Control and Prevention (CDC)

- [States Reporting Cases of COVID-19 to CDC](#)

U.S. Department of Labor

- [Office of Unemployment Insurance Weekly Claims Reports](#)


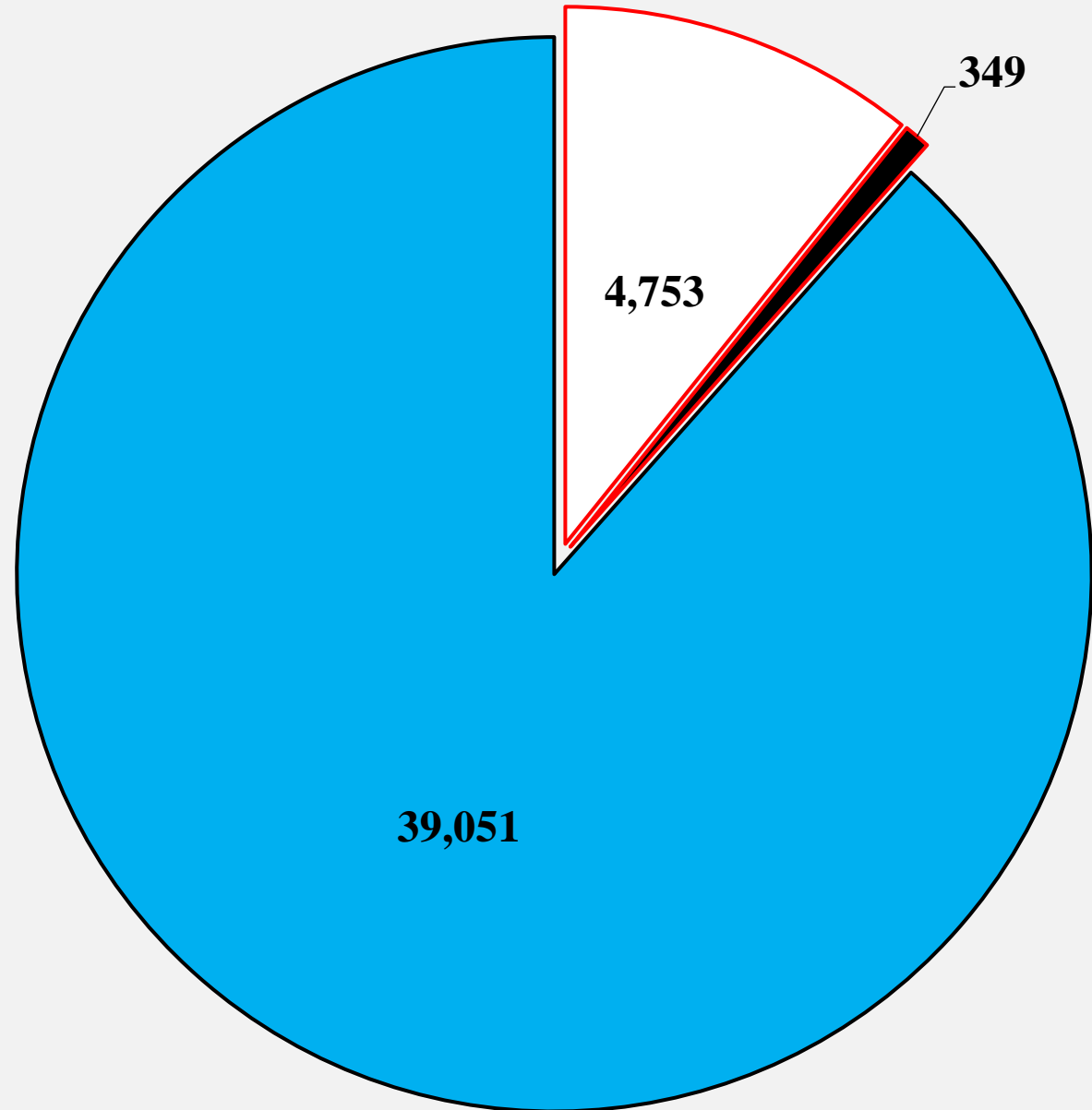


COVID-19 Oklahoma City Case Status

As of 12/30/2020

Source: Oklahoma State Department of Health

Oklahoma City	
New Cases Today	502
New Deaths Today	4
New Recoveries Today	466
Total Cumulative Cases	44,153
Total Cumulative Deaths	349
Total Cumulative Recoveries	39,051
Citywide Case Fatality Rate (CFR)	0.79%
Citywide Recovery Rate	88.44%
Oklahoma City Share of Statewide Cases	15.17%

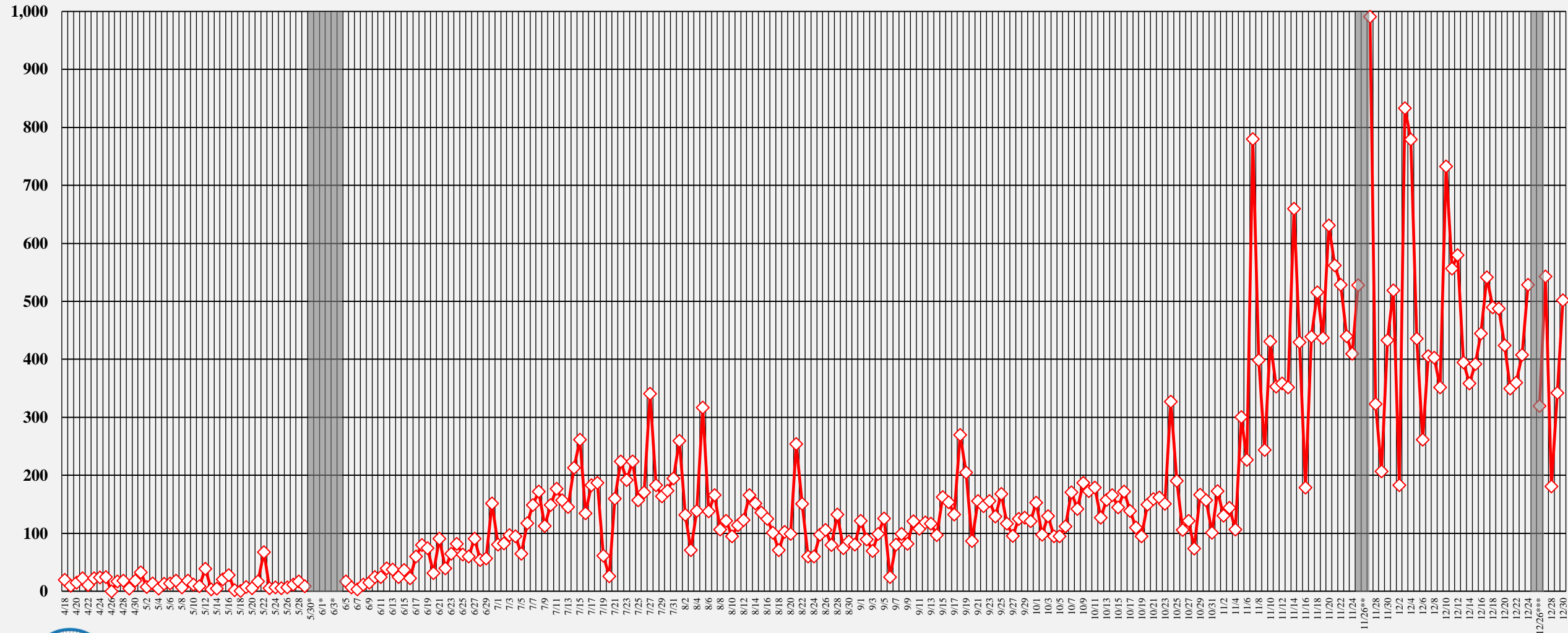


COVID-19 Oklahoma City Cases Per Day

4/18 through 12/30/2020

Source: Oklahoma State Department of Health

 Confirmed Cases Per Day



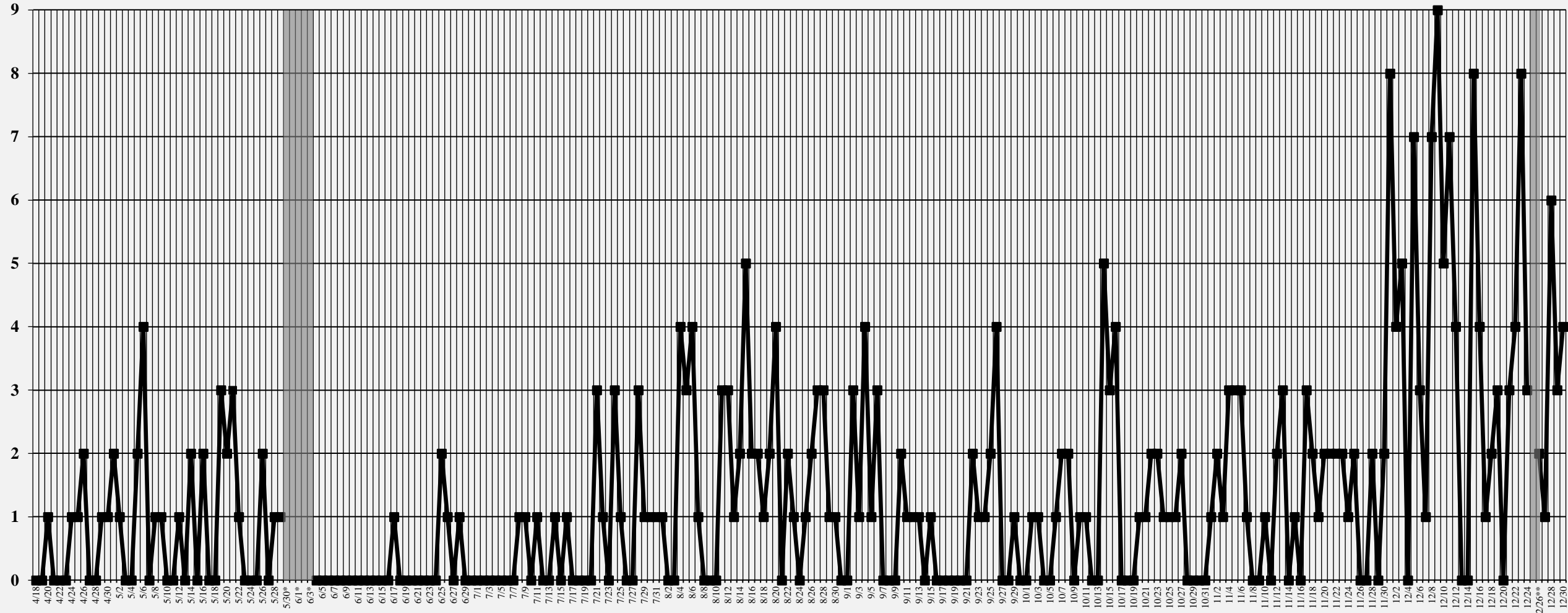
*No local data published 5/30 through 6/3
**Local data for 11/26 and 11/27 was reported as a combined number by OSDH
***Local data for 12/25 and 12/26 was reported as a combined number by OSDH

COVID-19 Oklahoma City Deaths Per Day

4/18 through 12/30/2020

Source: Oklahoma State Department of Health

Deaths Per Day



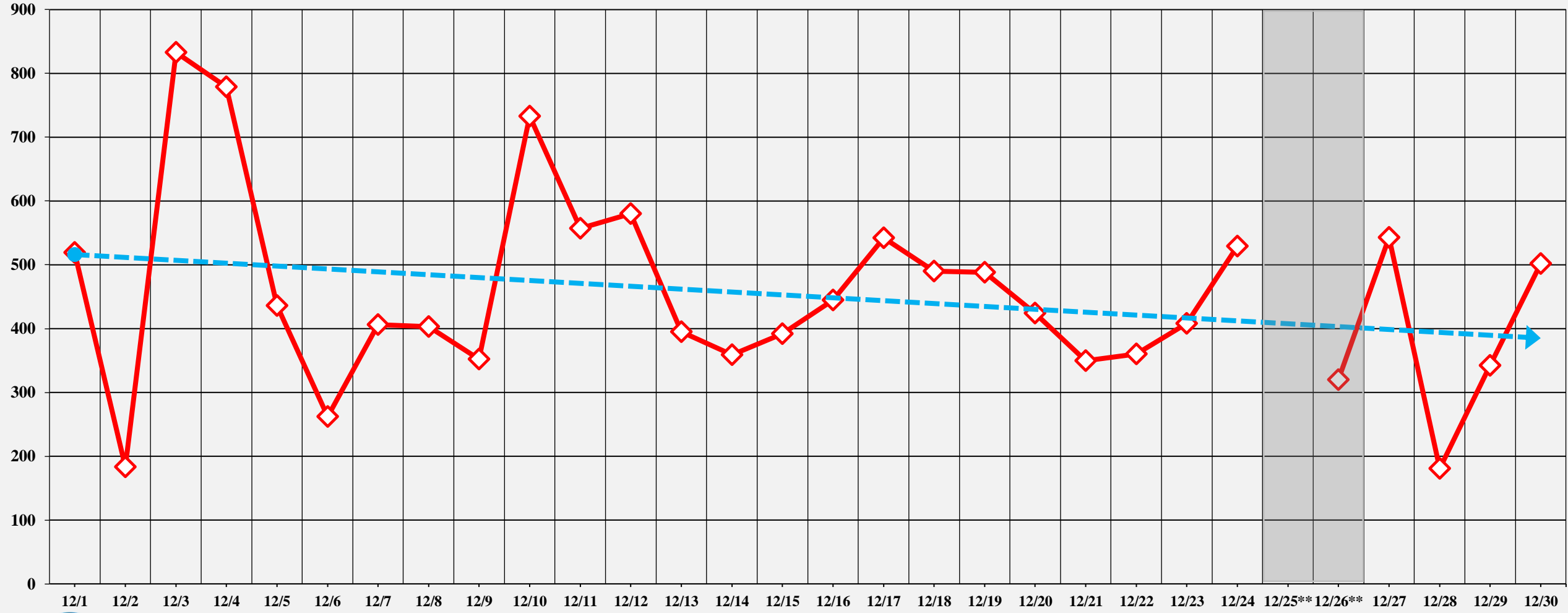
*No local data published 5/30 through 6/3
**Local data for 12/25 and 12/26 was reported as a combined number by OSDH

COVID-19 Oklahoma City Cases 30-Day Trends

12/01 through 12/30/2020

Source: Oklahoma State Department of Health

 **Confirmed Cases Per Day**
 **Cases Trendline**



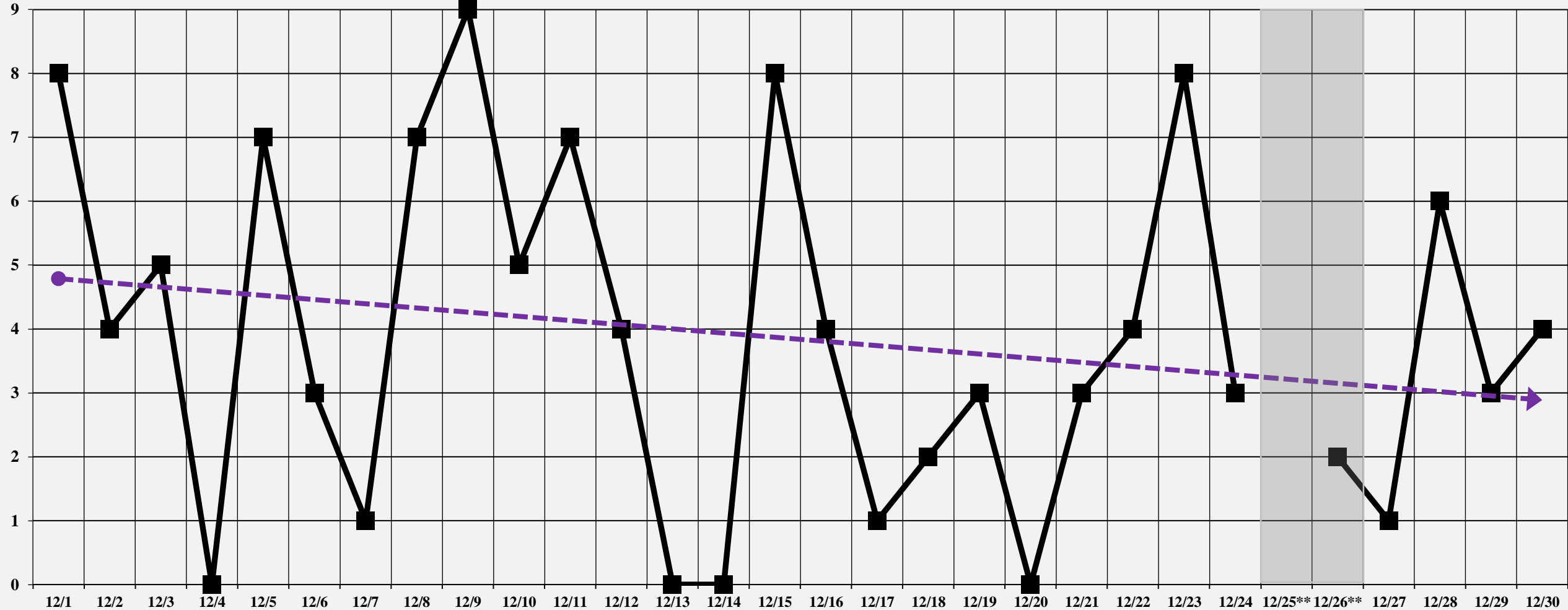
**Local data for 12/25 and 12/26 was reported as a combined number by OSDH

COVID-19 Oklahoma City Deaths 30-Day Trends

12/01 through 12/30/2020

Source: Oklahoma State Department of Health

—■— Deaths Per Day
- - -> Deaths Trendline

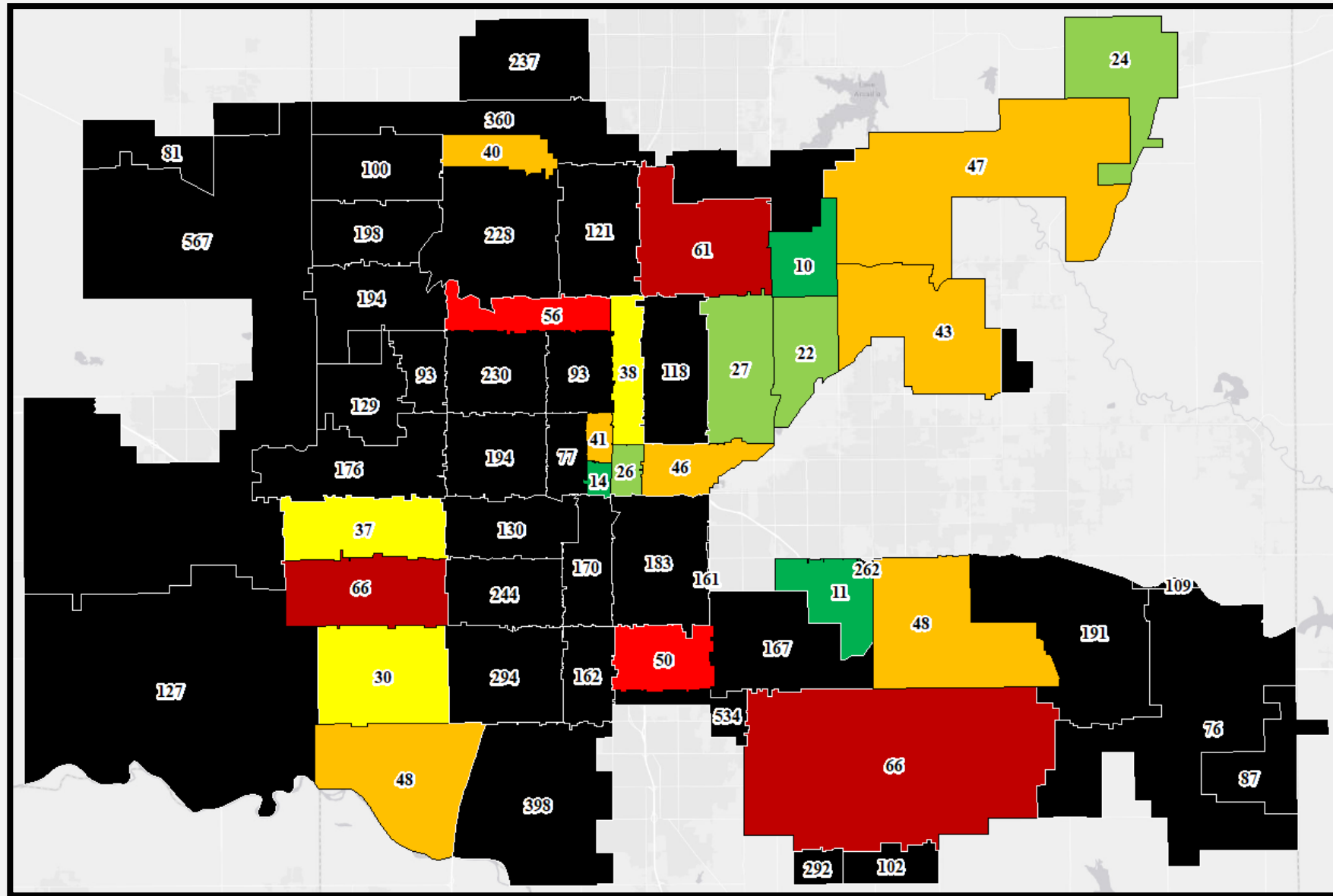



**Local data for 12/25 and 12/26 was reported as a combined number by OSDH

COVID-19 Active Cases by Oklahoma City ZIP

As of 12/30/2020

Source: Oklahoma State Health Department



Active case totals represent those within the whole of the ZIP code. Because several ZIP codes are only partially within Oklahoma City's corporate limits, outlying ZIP codes may not reflect cases within Oklahoma City. Active cases are determined by subtracting recoveries and deaths from cumulative cases per ZIP code.

For an interactive, detailed map of ZIP code boundaries, visit data.okc.gov



COVID-19 Cumulative Cases and New Cases by Oklahoma City ZIP

As of 12/30/2020

Source: Oklahoma State Health Department

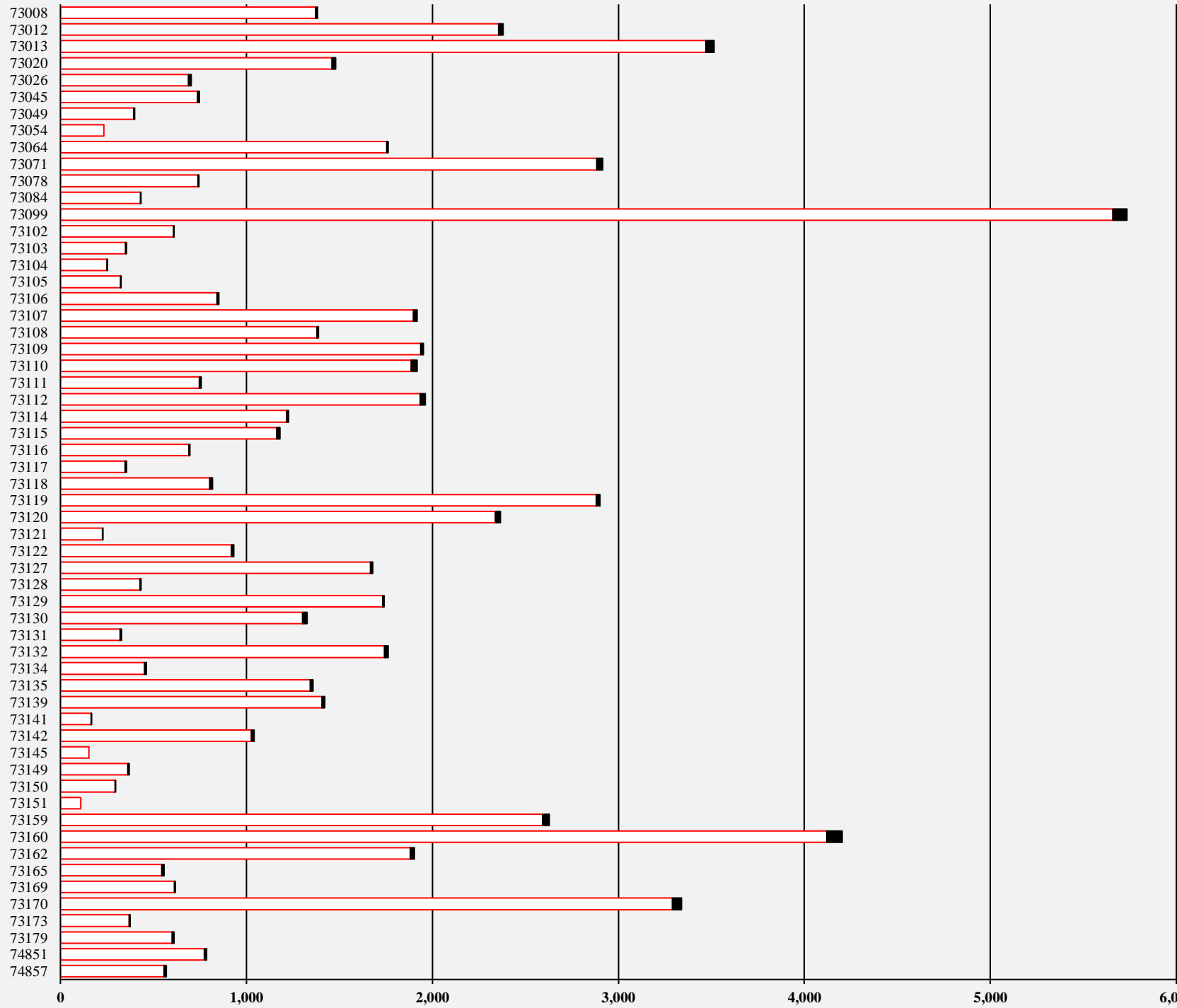
 Cumulative Cases Reported

 Cases Added 12/30/2020

The following Oklahoma City ZIP codes were reported to have additional new cases today for December 30, 2020:

- 73008 (9) • 73105 (1) • 73121 (1) • 73159 (36)
- 73012 (24) • 73106 (9) • 73122 (11) • 73160 (83)
- 73013 (44) • 73107 (19) • 73127 (13) • 73162 (22)
- 73020 (19) • 73108 (7) • 73128 (3) • 73165 (11)
- 73026 (14) • 73109 (15) • 73129 (9) • 73169 (5)
- 73045 (8) • 73110 (30) • 73130 (24) • 73170 (48)
- 73049 (6) • 73111 (10) • 73131 (7) • 73173 (5)
- 73064 (8) • 73112 (26) • 73132 (20) • 73179 (10)
- 73071 (32) • 73114 (8) • 73134 (8) • 74851 (12)
- 73078 (5) • 73115 (18) • 73135 (13) • 74857 (11)
- 73084 (3) • 73116 (4) • 73139 (15)
- 73099 (74) • 73117 (6) • 73141 (2)
- 73102 (1) • 73118 (13) • 73142 (14)
- 73103 (6) • 73119 (20) • 73149 (8)
- 73104 (1) • 73120 (27) • 73150 (2)

Because several ZIP codes are only partially within Oklahoma City's corporate limits, ZIP codes may reflect cases not within Oklahoma City.



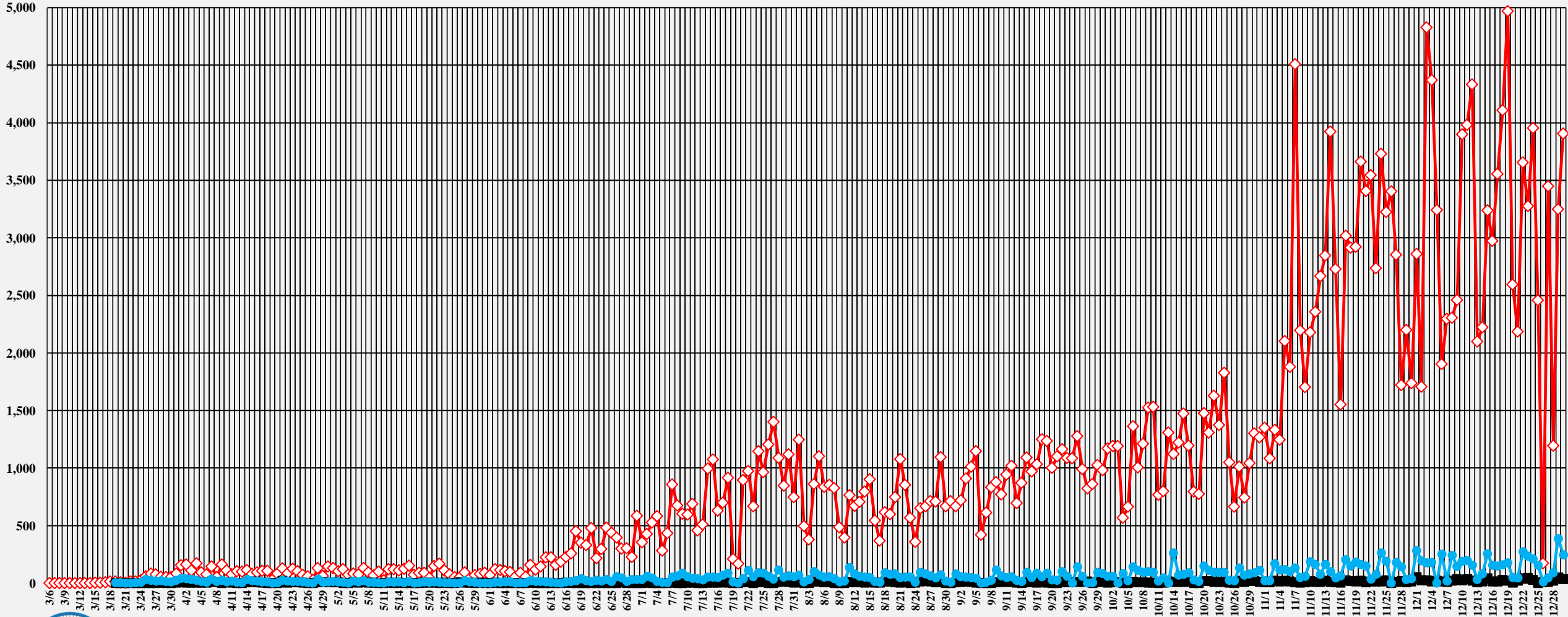
COVID-19 Statewide Cases, Hospitalizations, and Deaths Per Day

3/06 through 12/30/2020

Source: Oklahoma State Department of Health

This chart demonstrates cases, hospitalizations, and deaths reported daily rather than cumulative based on the Oklahoma State Health Department's daily reports.

Cases Per Day **Hospitalizations Per Day** **Deaths Per Day**

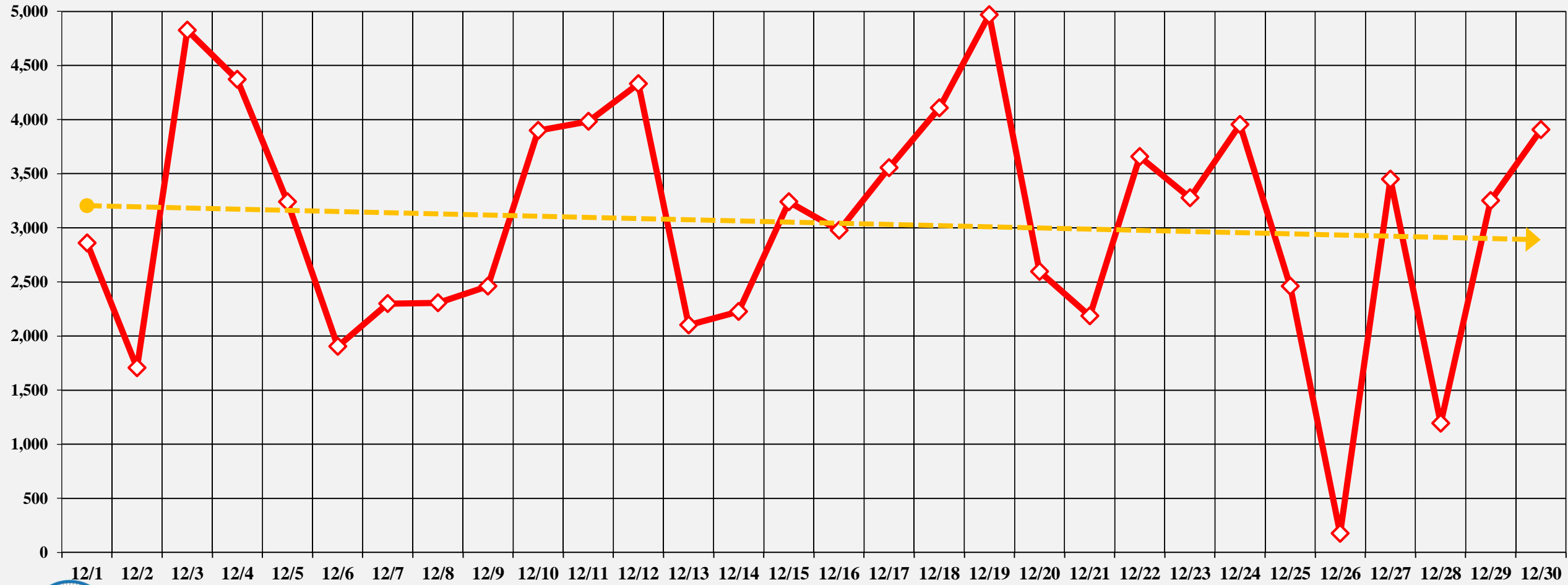


COVID-19 Statewide New Daily Cases 30-Day Trends

12/01 through 12/30/2020

Source: Oklahoma State Department of Health

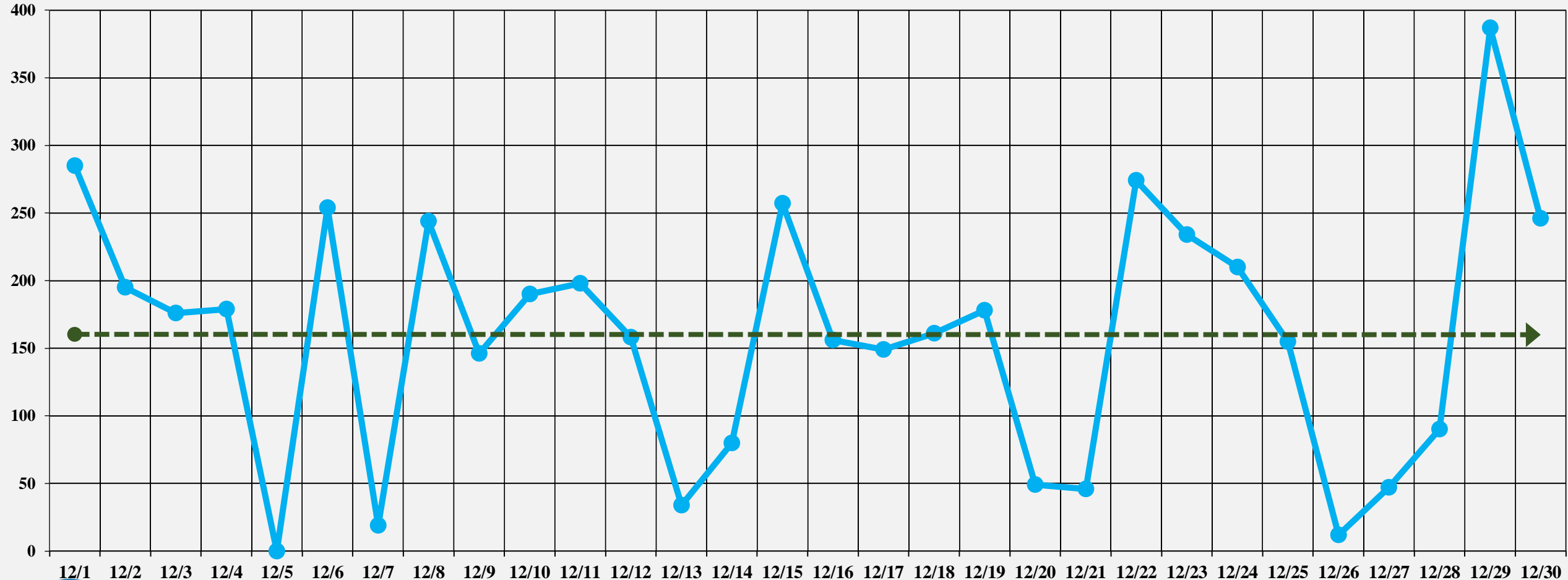
 **Cases Per Day**
 **Cases Trendline**



COVID-19 Statewide New Daily Hospital Admissions 30-Day Trends

12/01 through 12/30/2020

Source: Oklahoma State Department of Health



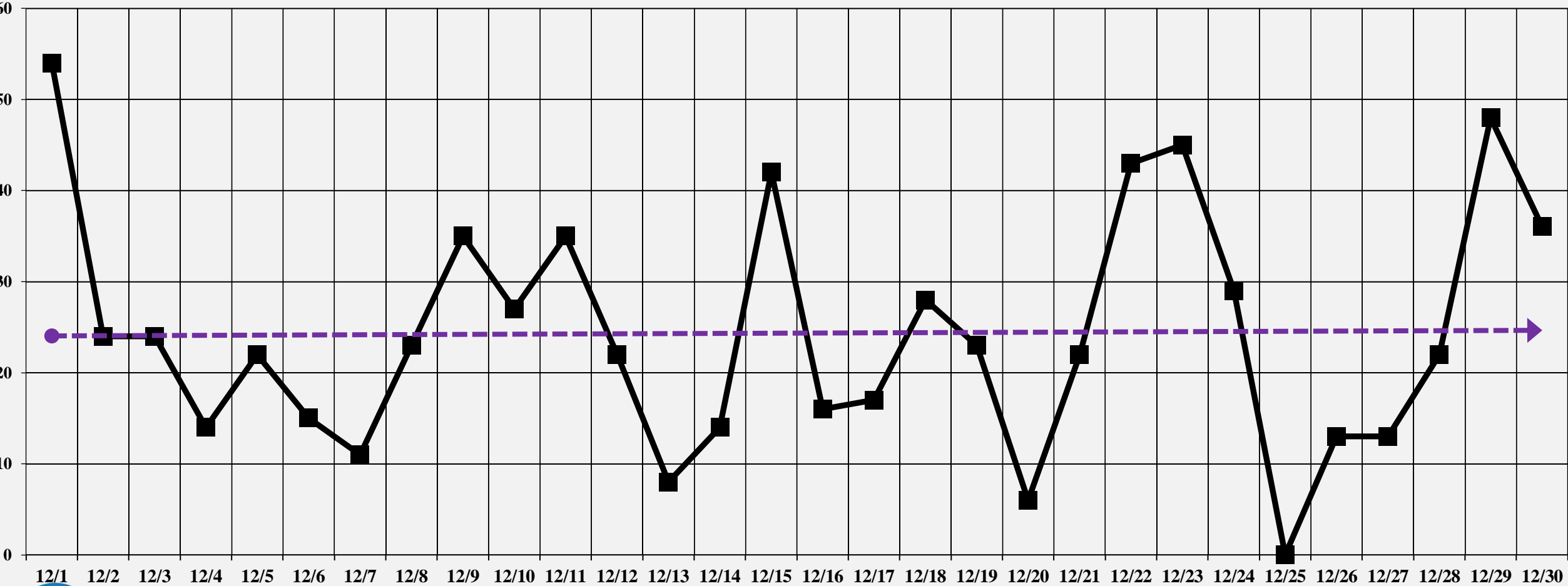
COVID-19 Statewide New Daily Deaths 30-Day Trends

12/01 through 12/30/2020

Source: Oklahoma State Department of Health

Deaths Per Day

Deaths Trendline



COVID-19 Statewide Cases and Deaths by Age Cohort

As of 12/30/2020

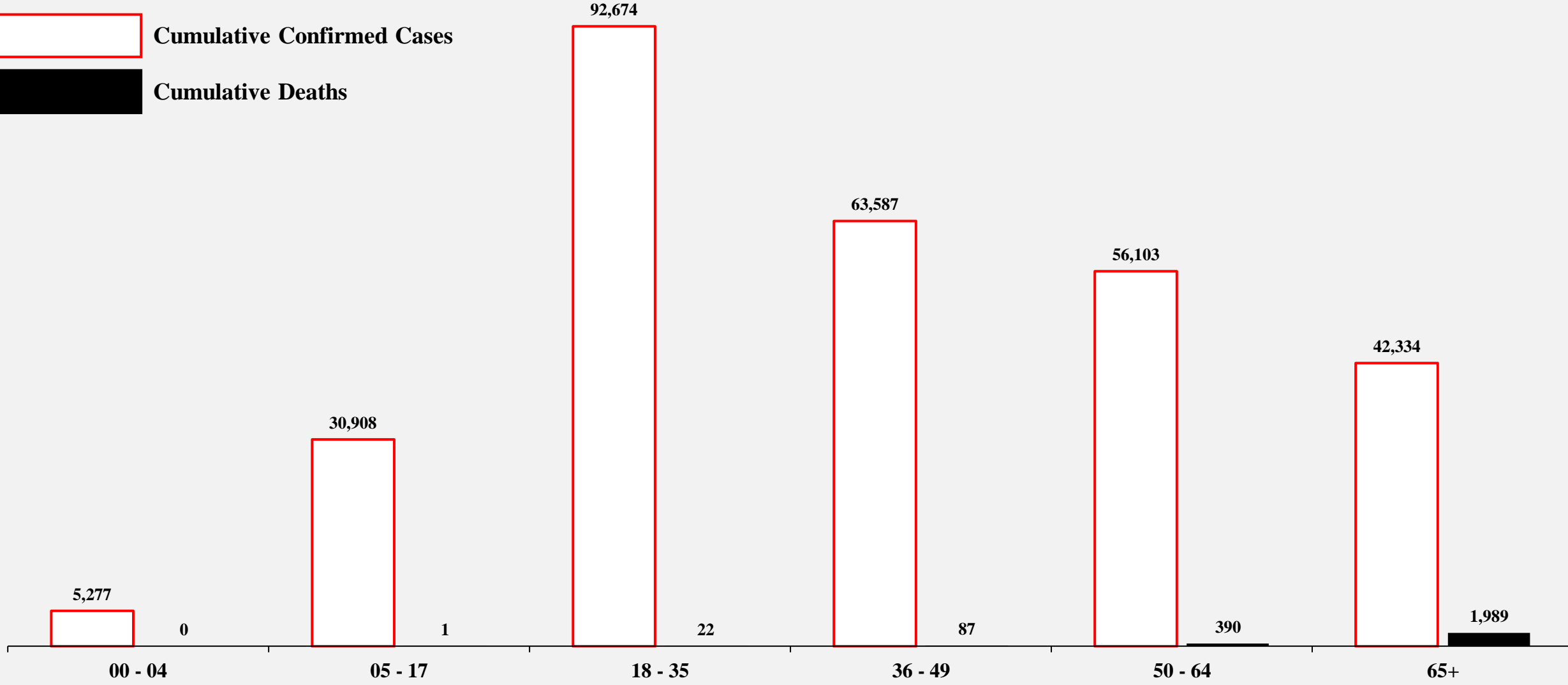
Source: Oklahoma State Health Department



Cumulative Confirmed Cases



Cumulative Deaths




COVID-19 Cases and Deaths by Race and Ethnicity

As of 12/30/2020

Source: Oklahoma State Health Department, CDC



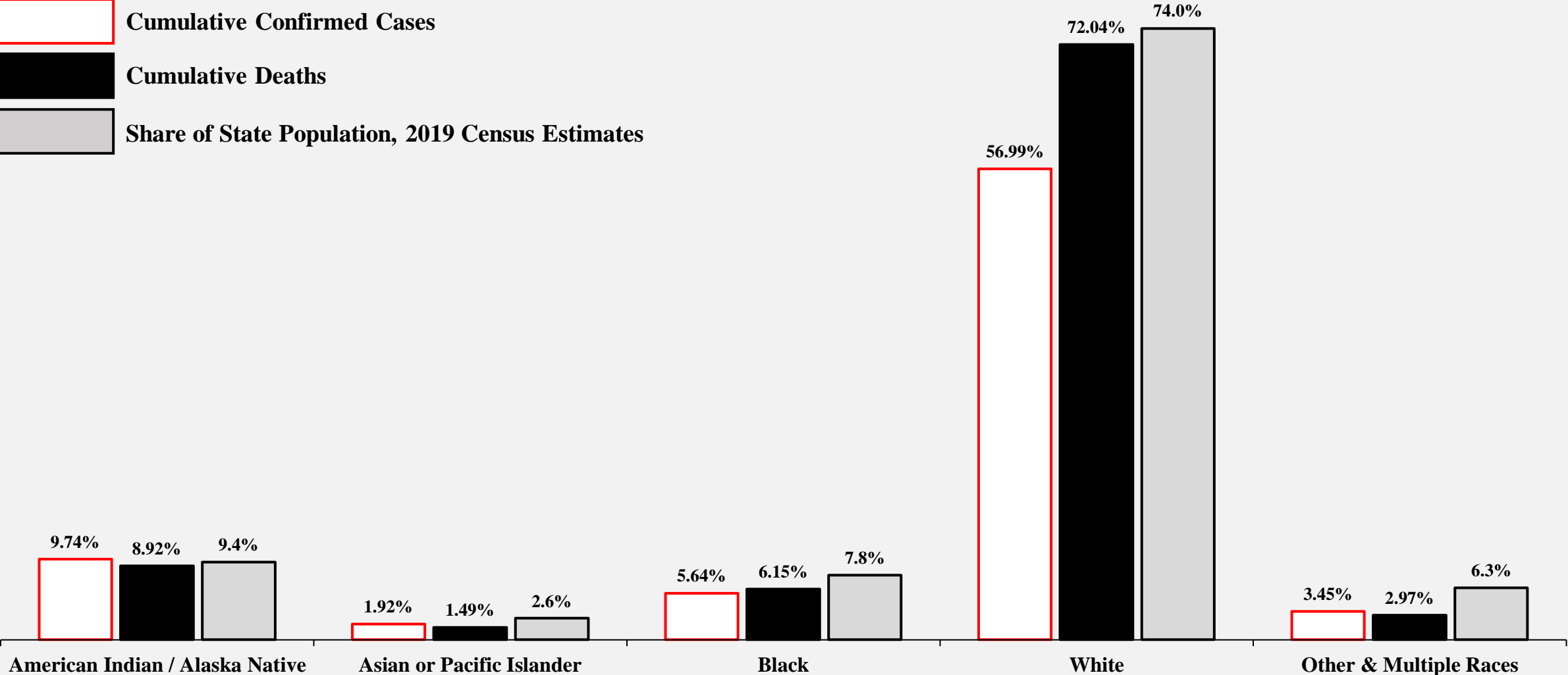
Cumulative Confirmed Cases



Cumulative Deaths



Share of State Population, 2019 Census Estimates



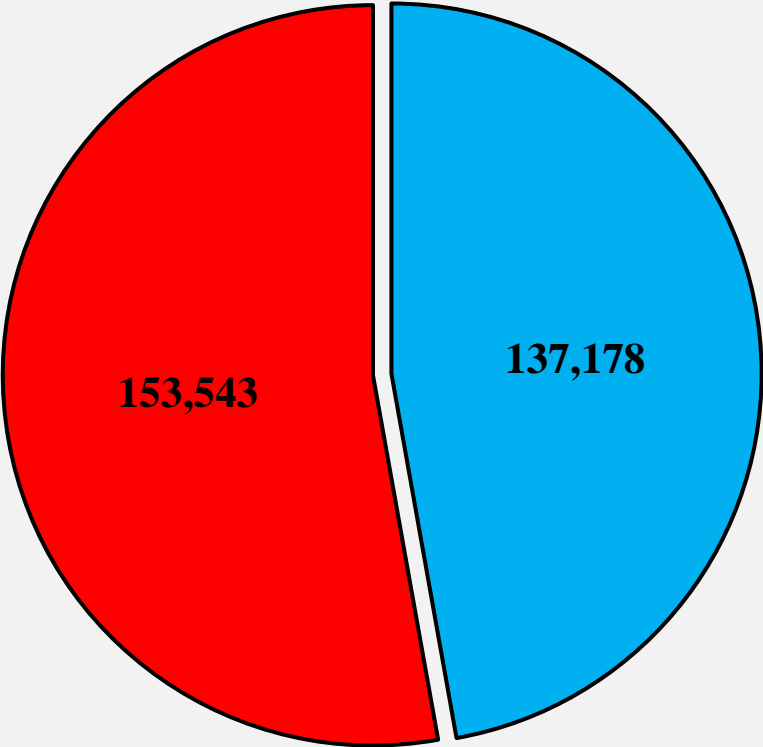
COVID-19 Cases and Deaths by Gender

As of 12/30/2020

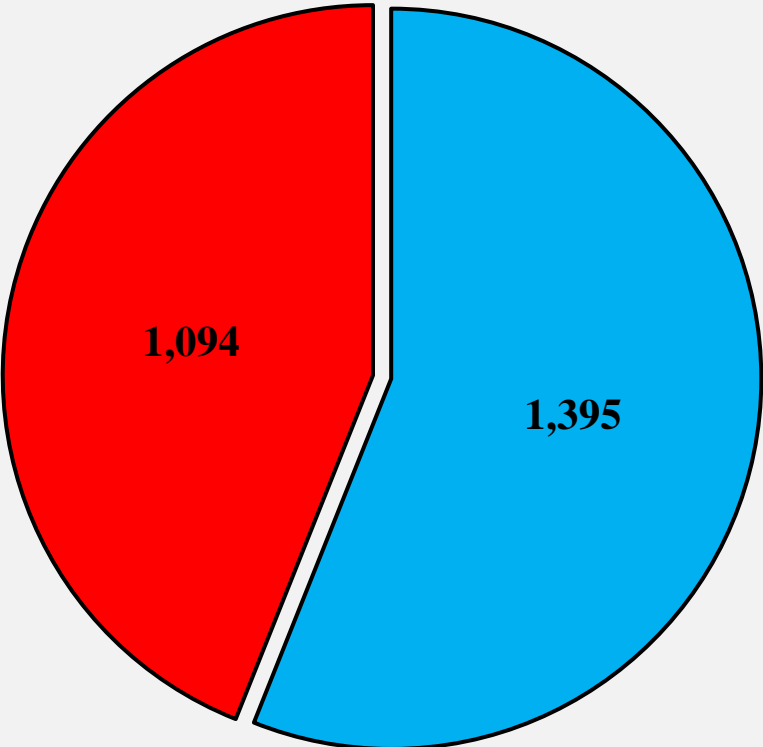
Source: Oklahoma State Health Department



Cumulative Confirmed Cases



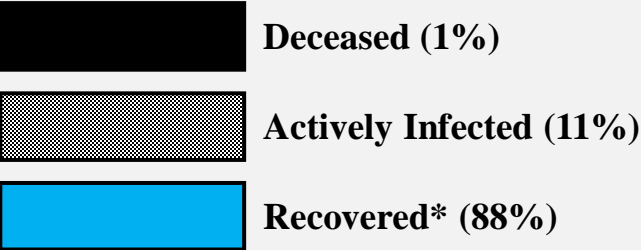
Cumulative Deaths



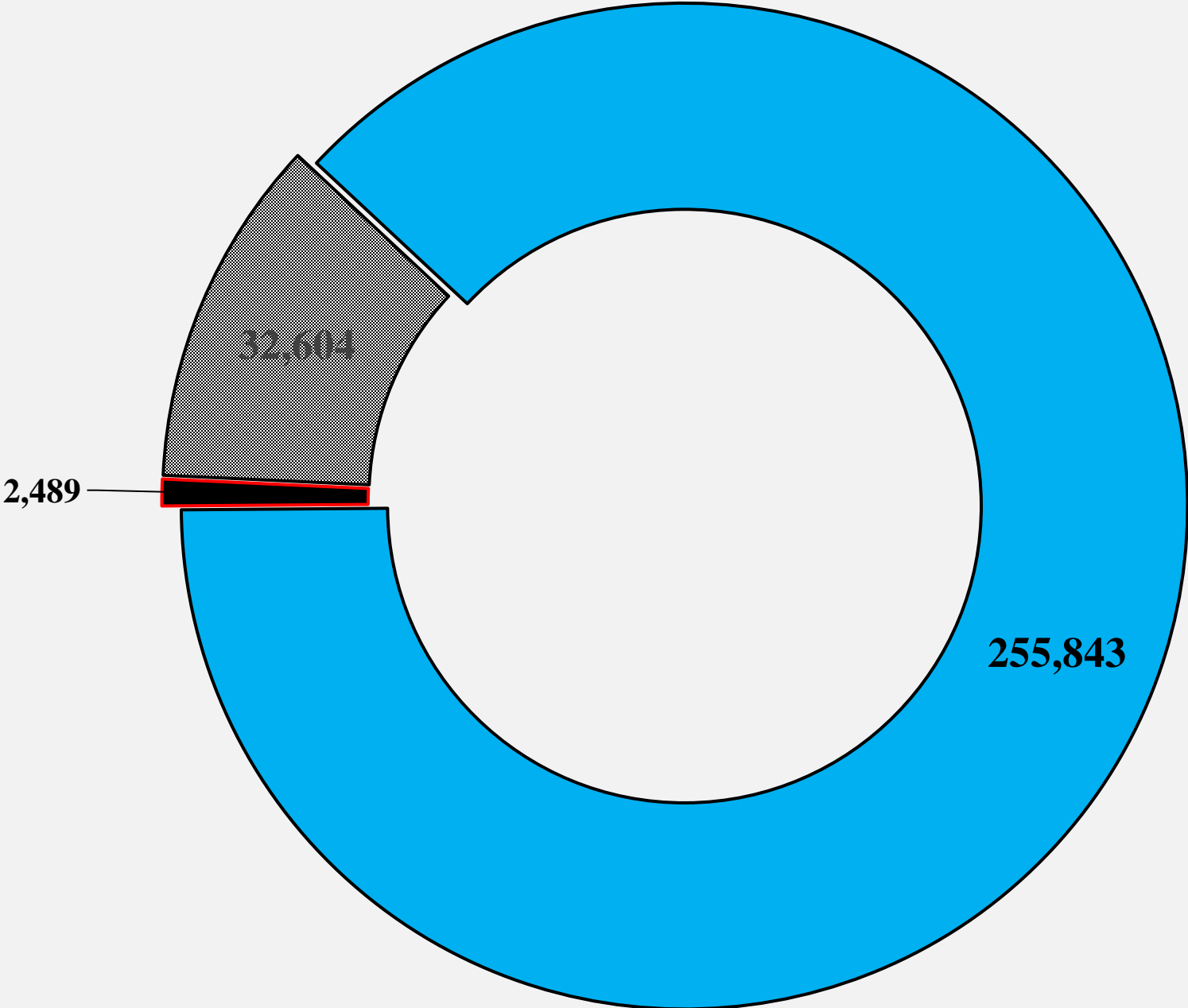
COVID-19 Current Case Status Statewide

As of 12/30/2020

Source: Oklahoma State Health Department



**Recovered is defined by the Oklahoma State Health Department as not currently hospitalized or deceased after 14 days of onset/report of symptoms.*



COVID-19 Statewide Test Results

As of 12/30/2020

Source: Oklahoma State Health Department



Positive for COVID-19 (11%)

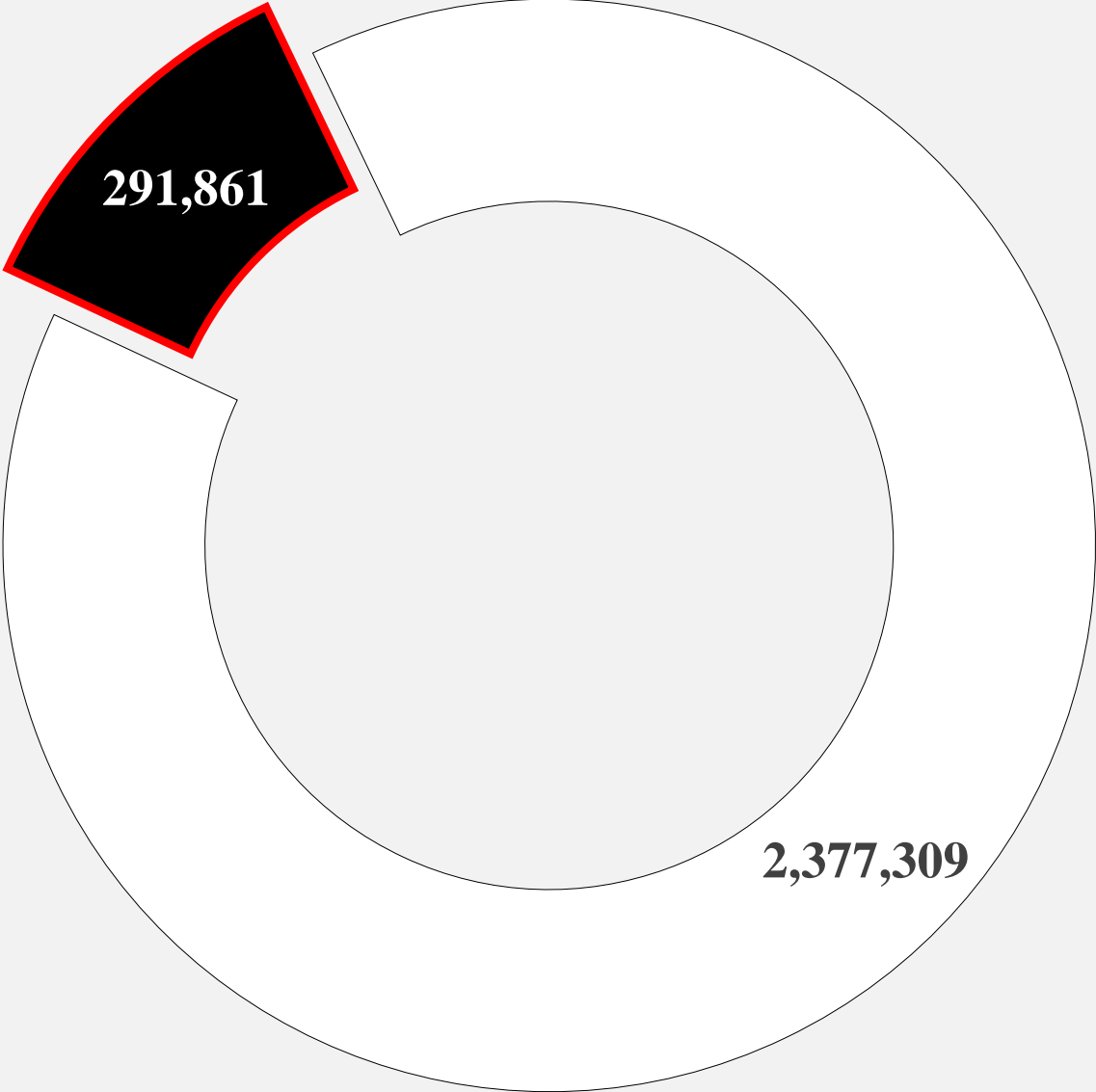
- 291,861 positive tests*



Negative for COVID-19 (89%)

- 2,377,309 negative tests*

***The Oklahoma State Health Department notes total test specimen counts may not reflect unique individuals.*



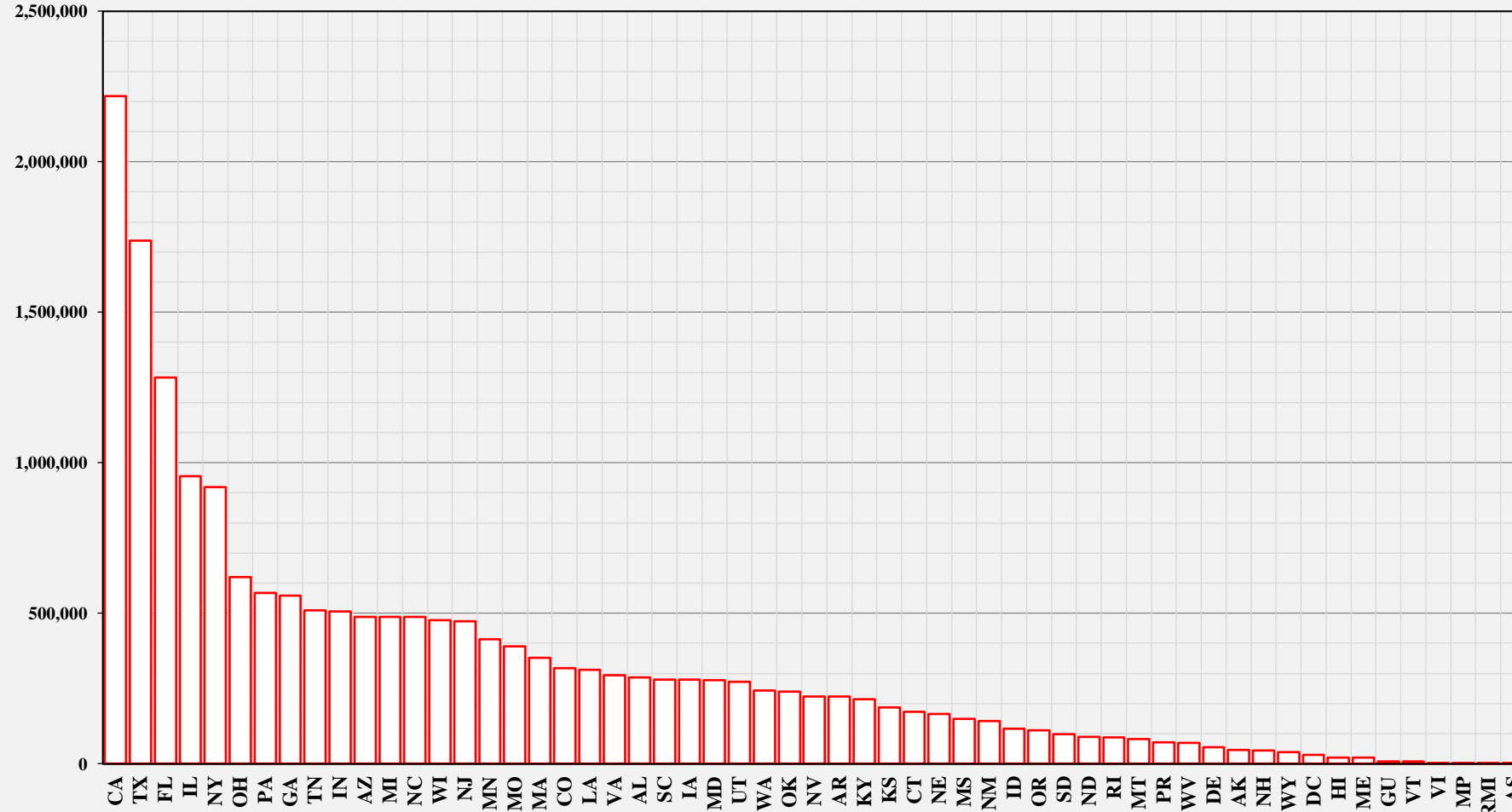
COVID-19 Cumulative Confirmed Cases by U.S. State, Territory

1/21/2020 through 12/30/2020, as of 12/31/2020

Source: CDC



Cumulative Confirmed Cases



State	Cases
CA	2,218,142
TX	1,737,447
FL	1,283,701
IL	955,380
NY	919,280
OH	620,181
PA	567,281
GA	558,177
TN	509,854
IN	505,017
AZ	488,303
MI	488,144
NC	487,967
WI	477,292
NJ	472,264
MN	413,107
MO	388,856
MA	352,558
CO	317,032
LA	311,229
VA	293,446
AL	287,173
SC	280,024
IA	278,959
MD	276,662
UT	271,940
WA	242,330
OK	239,767
NV	222,594
AR	222,430
KY	213,256
KS	186,199
CT	172,907
NE	165,297
MS	147,965
NM	141,186
ID	115,850

State	Cases
OR	110,540
SD	98,720
ND	89,525
RI	87,949
MT	81,300
PR	71,650
WV	68,394
DE	54,292
AK	44,966
NH	43,242
WY	37,798
DC	28,758
HI	20,851
ME	20,627
GU	7,308
VT	7,276
VI	2,031
MP	122
RMI	4
AS	3

Oklahoma Statewide Unemployment Initial Claims

As of 12/31/2020

Source: U.S. Department of Labor

Initial Claims

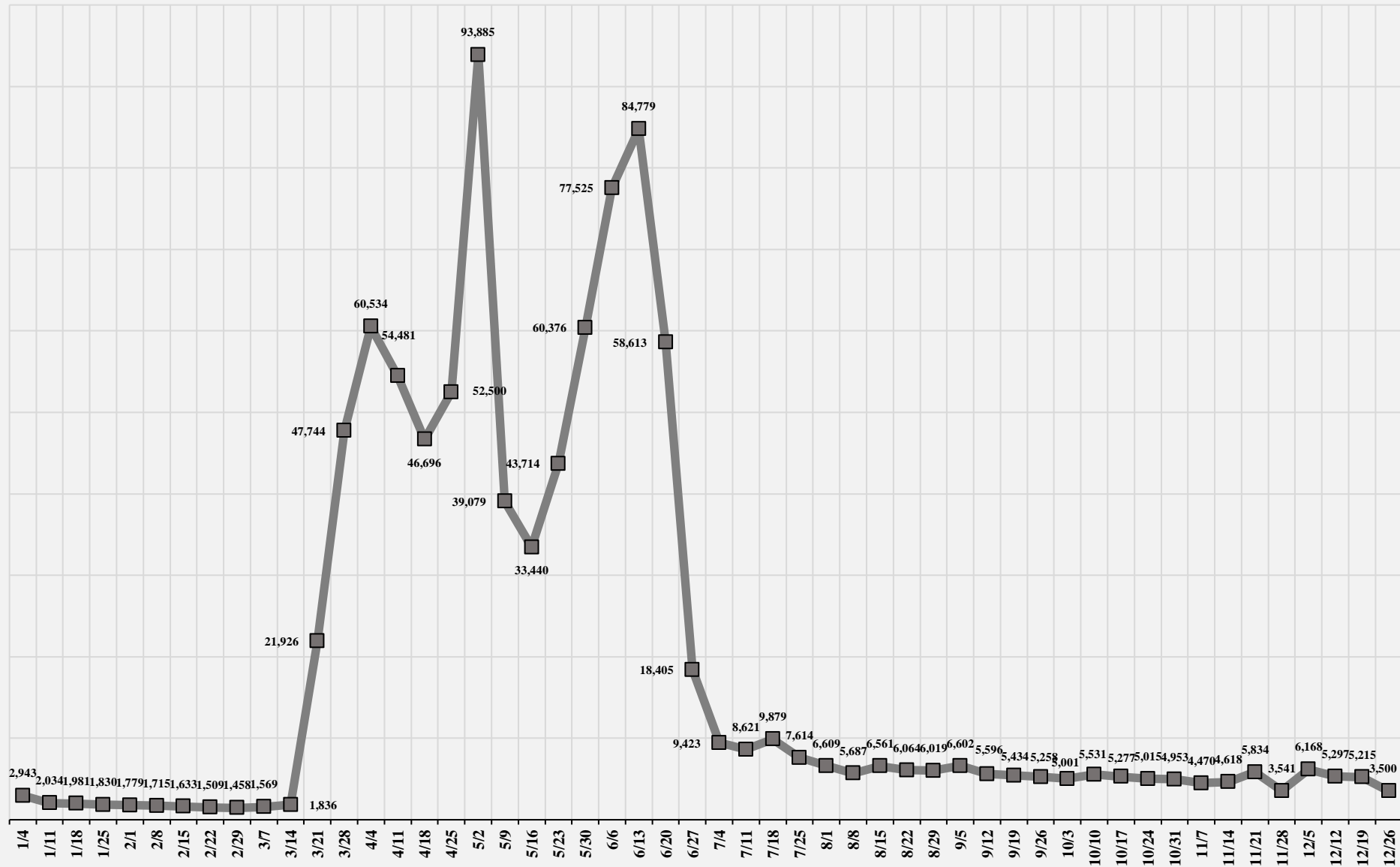
Unemployment claims are reported on a weekly basis every Thursday by the U.S. Department of Labor.

New data published 12/31/2020:

- Reported 3,500 initial claims filed in Oklahoma during the week ending 12/26/2020
- Revised upwards by 945 claims filed during the week ending 12/19/2020

Each of these numbers represents the number of new unemployment claims filed in Oklahoma each week; they are **not** cumulative. When weekly data is released, prior week data is subject to revision by the U.S. Department of Labor.

The data used here is not seasonally adjusted.



Note: Oklahoma's unemployment system has seen a large but still unclear quantity of fraudulent claims. The Oklahoma Employment Security Commission (OESC) and their benefits distribution contractor were reported to have ["identified about 70,000 claims as being fraudulent."](#) On Monday, June 22nd, the OESC interim director stated since March 1st, ["about 64,000 claims,"](#) or about 10% of all claims statewide, were identified as potential fraud and stopped; prior stories reported ["100,000 have been viewed as fraudulent"](#) with ["nearly 15,000 fictitious claims"](#) linked to ["a well-organized Nigerian fraud ring."](#) The Oklahoma Employment Security Commission [has set-up a website](#) solely for the purpose of intaking reports of unemployment fraud.

Oklahoma City Office of Emergency Management

- [Prepare OKC](#)
- [Oklahoma City Accessible Hazard Alert System](#)
 - Oklahoma City is partnering with Deaf Link to provide the Accessible Hazard Alert System (AHAS) which will send accessible alert messages to registered subscribers who are Deaf, Blind, Hard of Hearing, or Deaf/Blind before, during, and after an emergency or disaster in Oklahoma City.
- Social Media
 - [Twitter](#)
 - [Facebook](#)
- Contact
 - (405) – 605 – 8200
 - OKCEM@okc.gov