



The City of
OKLAHOMA CITY

Utilities Department

FY 2015-16 Budget Presentation

We Serve OKC

Service Facts

- Maintained 3,649 miles of water pipe and 2,806 miles of wastewater pipe
- Served 203,024 water customers, 190,848 wastewater customers and 189,367 solid waste customers
- Treated an average of 93.2 million gallons of water and 61.9 million gallons of wastewater daily
- Answered 418,781 customer services calls a year
- Collected 1,390 tons of refuse daily

Utilities

LFR Goals:

Safe & Qualified
Workforce



Financial
Management

Service Reliability

Regulatory
Compliance

Environmental
Stewardship

Safe & Qualified Workforce

- 9.5% injury rate in FY15
- Utilities University
 - ✓ 38 employees graduated
 - ✓ 40 employees now enrolled



Financial Management

- Completed cost-of-service rate study
- Inclining block rates adopted
- AAA Standard & Poors credit rating

Utilities

LFR Goals:

Safe & Qualified
Workforce

Financial
Management

Service Reliability

Regulatory
Compliance

Environmental
Stewardship

Service Reliability

- 70% of reported water main breaks repaired within 72 hours
- 85% of solid waste routes completed by 5:00pm
- Contract for emergency main break repairs
- Increased SCADA control security



Utilities

LFR Goals:

Safe & Qualified
Workforce

Financial
Management

Service Reliability

Regulatory
Compliance

Environmental
Stewardship

Regulatory Compliance

- Target 100% regulation-compliant treatment plants
- Emergency response plan updated in FY15



Utilities

LFR Goals:

Safe & Qualified
Workforce

Financial
Management

Service Reliability

Regulatory
Compliance

Environmental
Stewardship

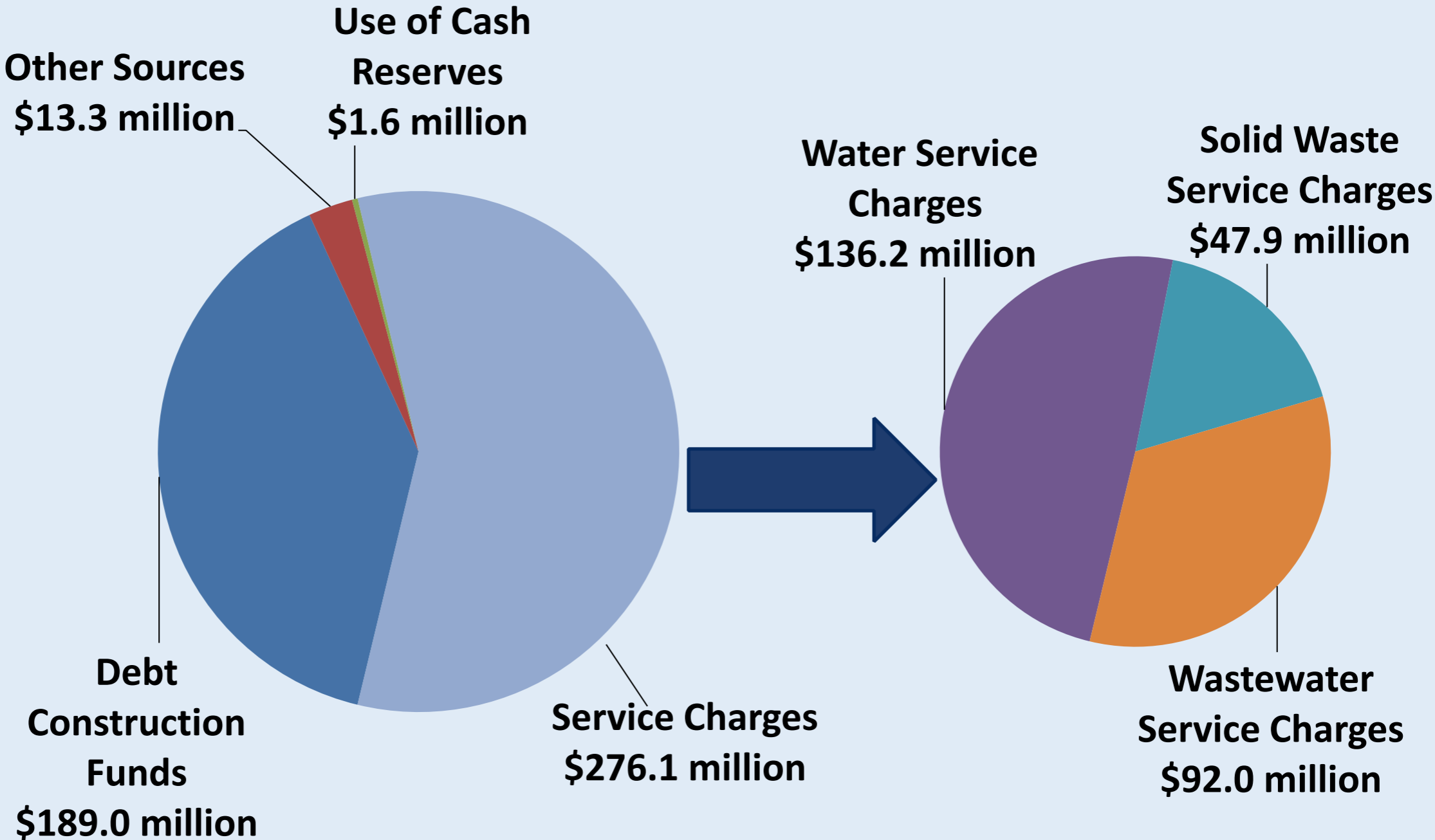
Environmental Stewardship

- 100% CNG side-loaders in FY16
- 2.4 billion gallons of wastewater sold for reuse
- Third water conservation demonstration garden opening at Oklahoma City Zoo

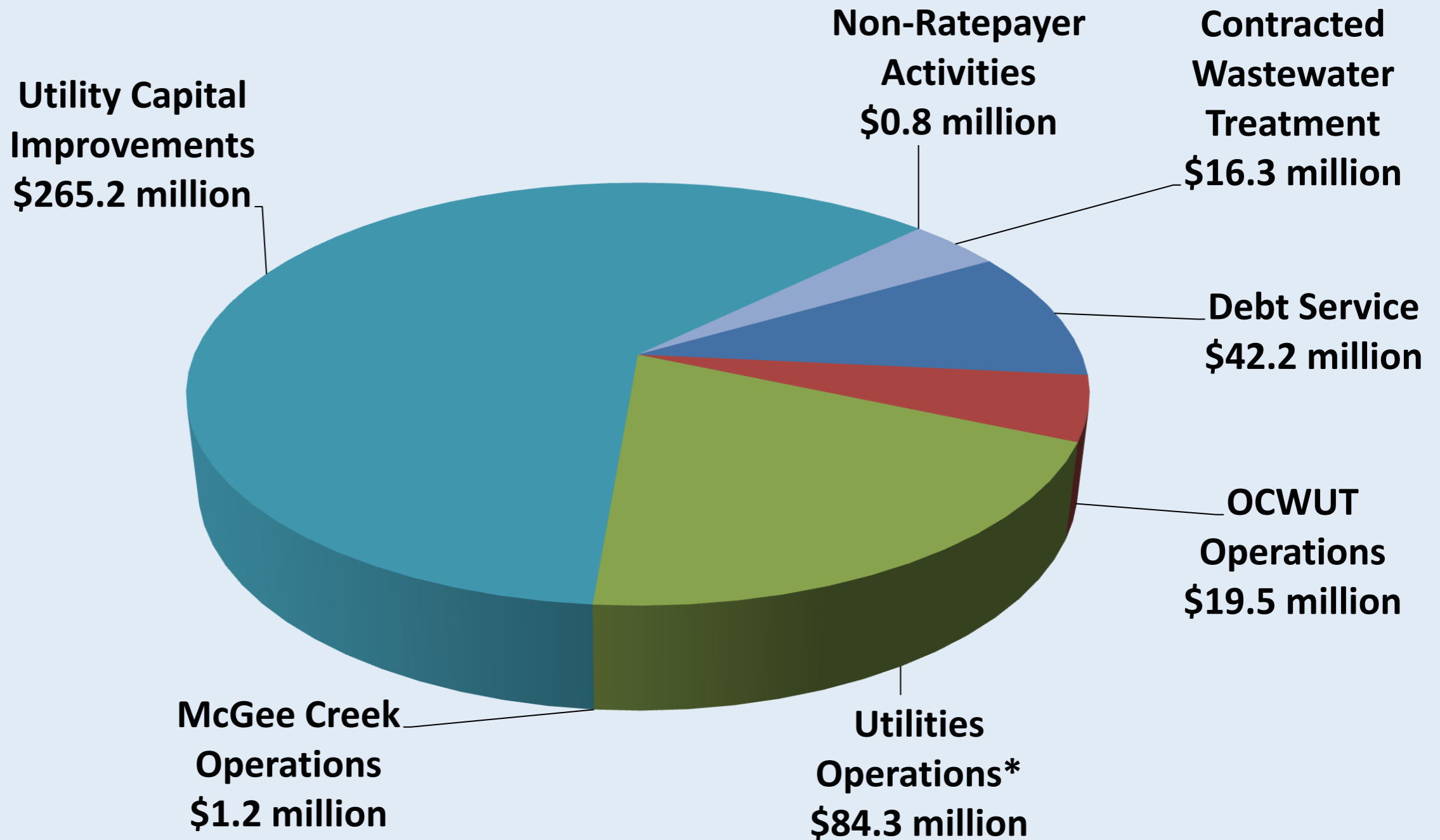


OCWUT & OCEAT

Total Sources: \$480,032,000



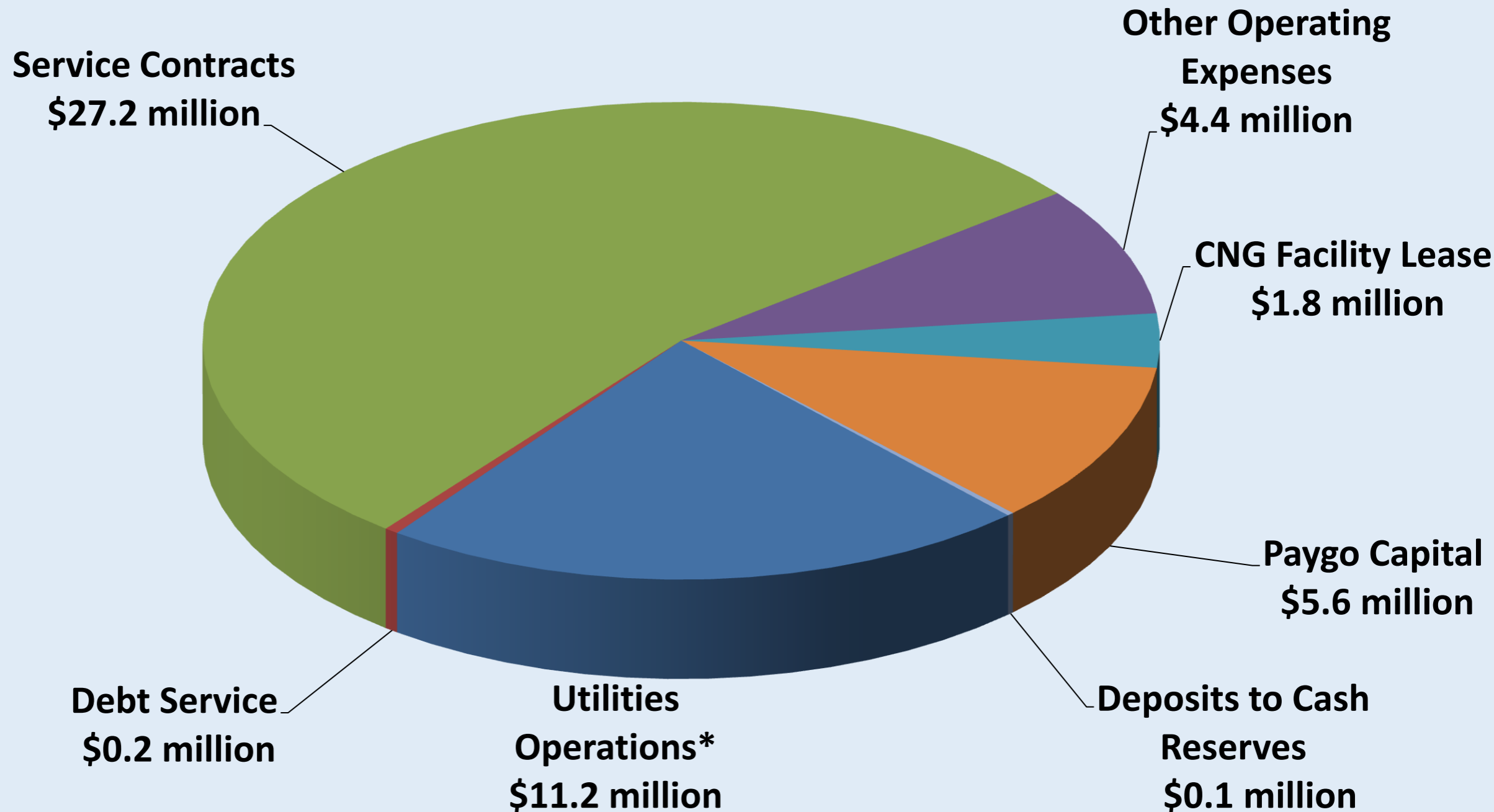
OCWUT Total Uses: \$429,457,000



*Estimated transfer of cash to fund actual Utilities Department expenditures

OCEAT Total Uses:

\$50,575,000



*Estimated transfer of cash to fund actual Utilities Department expenditures

FY16 Utilities Operations Budget

<u>Division</u>	<u>Expenditures</u>	<u>Positions</u>
Administration	\$19,671,175	43
Customer Service	13,164,236	169
Engineering	2,984,881	30
Line Maintenance	21,007,379	256
Wastewater Quality	2,847,326	25
Water Quality	28,132,840	138
Solid Waste	<u>11,761,276</u>	<u>111</u>
Total	\$99,569,113	772

Utilities

FY 2015-16 Budget

Budget:
\$99,569,113

Administration

Engineering

Customer Service

Line Maintenance

Wastewater Quality

Water Quality

Solid Waste

Operating Budget Highlights

Administration

- Increase wastewater operating reserve

Engineering

- Add civil engineers to raw water section

Customer Service

- Add meter vault replacement crew
- Increase funding for materials



Utilities

FY 2015-16 Budget

Budget:
\$99,569,113

Administration

Engineering

Customer Service

Line Maintenance

Wastewater Quality

Water Quality

Solid Waste

Operating Budget Highlights

Line Maintenance

- Add fuel systems technician
- Add night shift crew



Water Quality

- Add assistant superintendent
- Increase electricity and chemicals
- Increase funding for goat program



Solid Waste

- Decrease fuel budget



Utilities

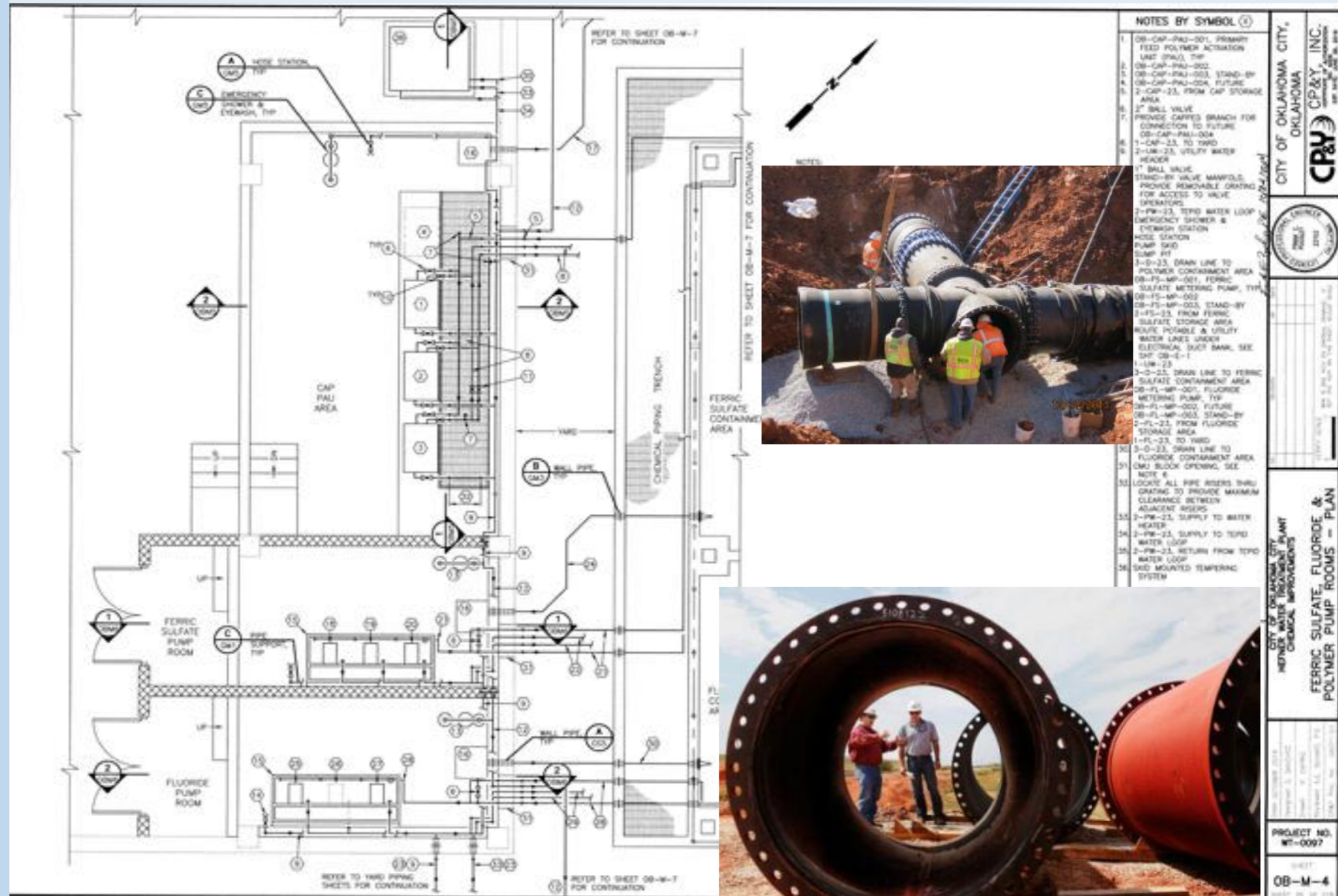
FY 2015-16 Budget

Capital Improvements

Water

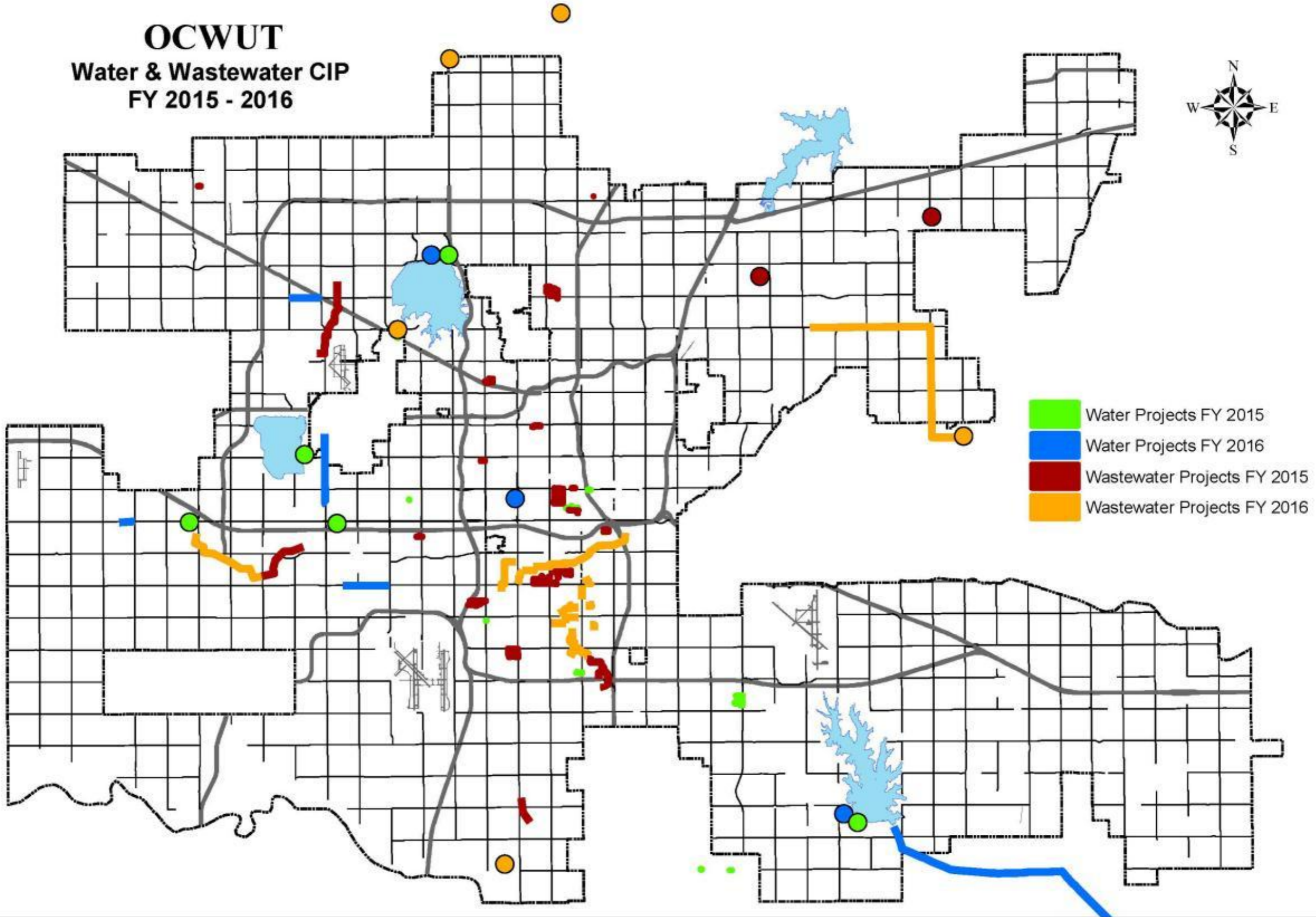
Wastewater

Solid Waste



OCWUT

Water & Wastewater CIP
FY 2015 - 2016



Utilities

FY 2015-16 Budget

Water

Wastewater

Solid Waste



Materials on hand for emergency pipe replacement projects on 60-inch and 72-inch concrete water pipe.

FY15 CIP Accomplishments

Water

- Replacements – 2 miles
- Westward extension – 37.6 miles
- Hefner WTP chemical Improvements
- Draper WTP sludge Improvements
- Completion of SE water supply Conceptual plan

Wastewater

- Relief or replacement – 16.6 miles
- North Canadian WWTP improvements
- Witcher Pump Station upgrades

Solid Waste

- 13 CNG sideloaders placed in-service

Utilities

FY 2015-16 Budget

Water

Wastewater

Solid Waste

FY16 CIP Highlights - Water

- Water main replacements
- Transmission main extensions
- Atoka pipeline surge control improvements



Atoka pipeline outlet
at Draper Lake



48-inch water main extension



Existing Atoka
surge control towers

Utilities

FY 2015-16 Budget

Water

Wastewater

Solid Waste

FY16 CIP Highlights - Water

- Hefner WTP low-lift station
- Hefner WTP sludge handling
- Draper WTP low-lift station
- Pump station at Overholser WTP
- Detailed engineering for SE supply



New 80 million gallon/day auxiliary pump station at the Draper water treatment plant



Utilities

FY 2015-16 Budget

Water

Wastewater

Solid Waste



New 30-inch relief main in the Chisholm Creek sewer shed at approximately N.W. Hefner and Penn

FY16 CIP Highlights - Wastewater

- Main replacements
- Lift station upgrades
- Wastewater relief mains
- Treatment plant improvements



Deer Creek wastewater treatment plant conversion of an existing clarifier to a bio-selector for increased nutrient removal.

Utilities

FY 2015-16 Budget

Water

Wastewater

Solid Waste

FY16 CIP Highlights – Solid Waste

- Collection equipment replacement
- Big Blue collection carts
- Fleet shop improvements



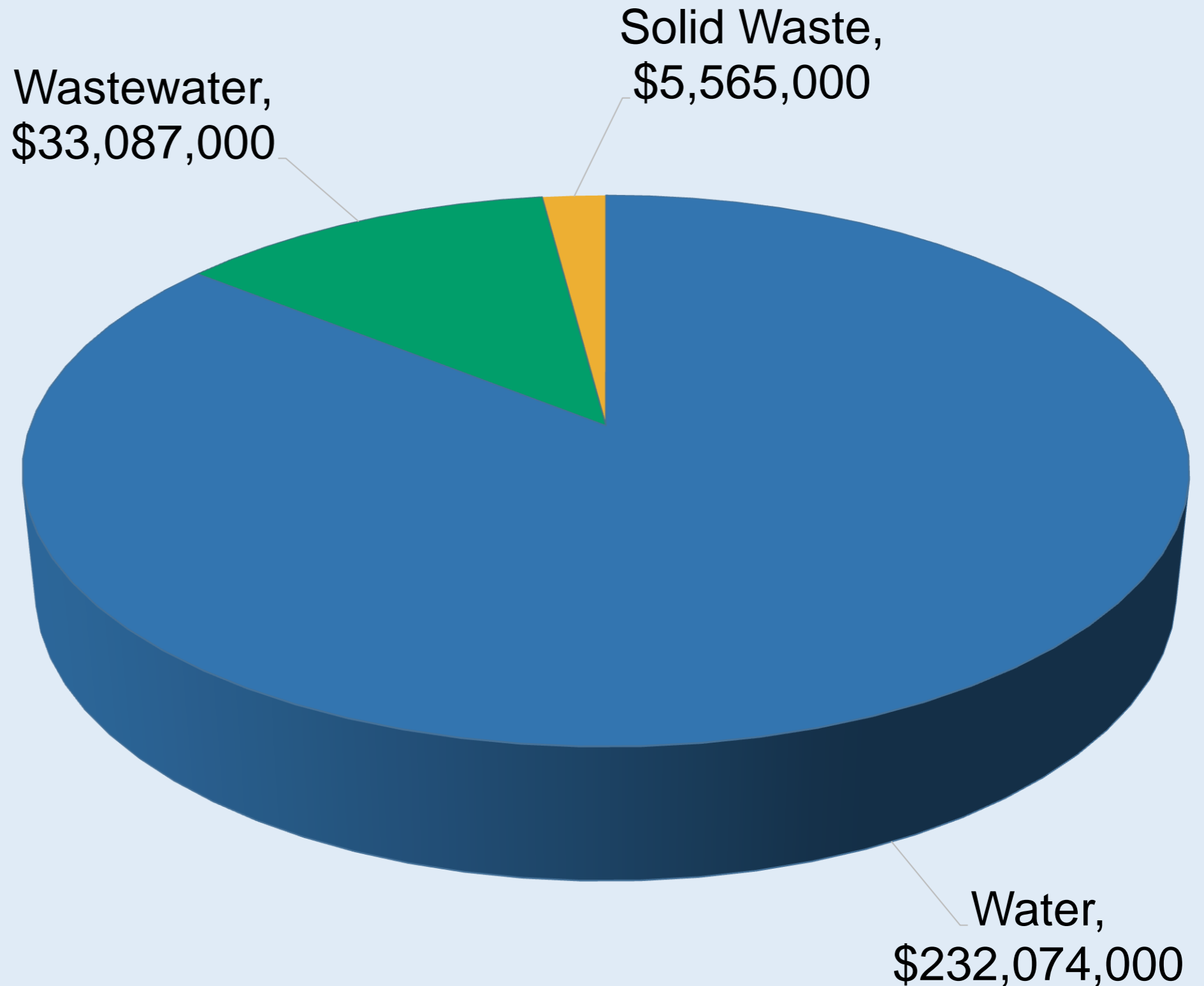
Utilities

FY 2015-16 Budget

CIP Summary

\$270,726,000

- Water
- Wastewater
- Solid Waste



Utilities

FY 2015-16 Budget

Administration

Engineering

Customer Service

Line Maintenance

Wastewater Quality

Water Quality

Solid Waste



The City of
OKLAHOMA CITY

We Serve OKC