

CONSOLIDATED PLAN 2015-2020

And 1st Action Year Plan (2015-16)

City of Oklahoma City
Planning Department
Community Development Division

5-Year Consolidated Plan

Process designed to:

- Establish a unified vision for community development activities
- Ask for community input to create effective neighborhood and community development strategies
- Serve as the application to HUD for the entitlement grants- due by May 15

Entitlement Grants

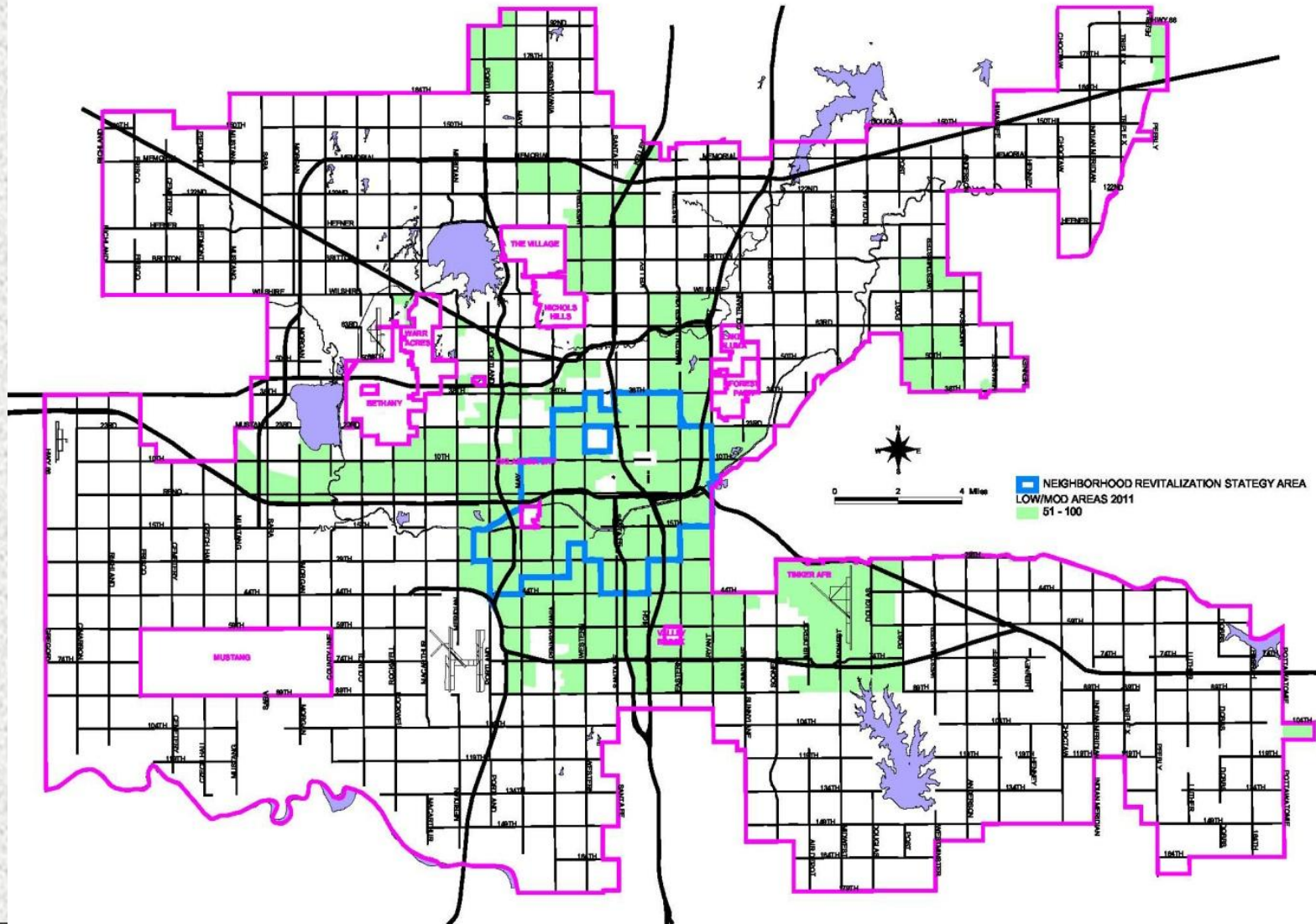
- Community Development Block Grant (CDBG)
- HOME Investment Partnership (HOME)
- Emergency Shelter Grant (ESG)
- Housing Opportunities for Persons with AIDS (HOPWA)

CDBG Statutory Objective

The primary objective is development of viable communities by providing **decent housing** and a **suitable living environment** and **expanding economic opportunities**, **principally for persons of low and moderate income.**

OKC Low/Mod Areas

LOW AND MODERATE INCOME AREAS 2011




CBDG National Objectives

Activities funded must meet one of the following national objectives:

- Benefit low and moderate (L/M) income persons
- Prevent or eliminate slum or blight
- Meet an urgent community development need due to an immediate threat to the health or welfare of the community

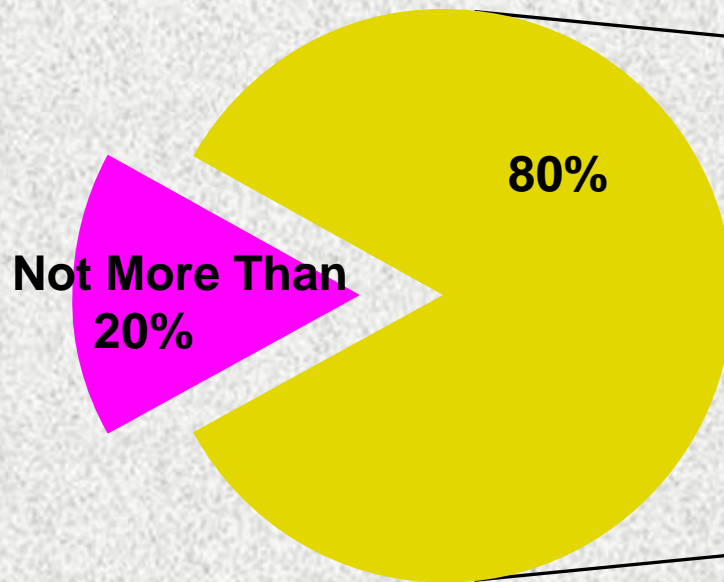
CDBG Funding

• 2009/10	\$5,708,221
• 2010/11	\$4,770,589
• 2011/12	\$4,350,814
• 2013/14	\$4,438,600
• 2014/15	\$4,371,282
• 2015/16	\$4,321,121

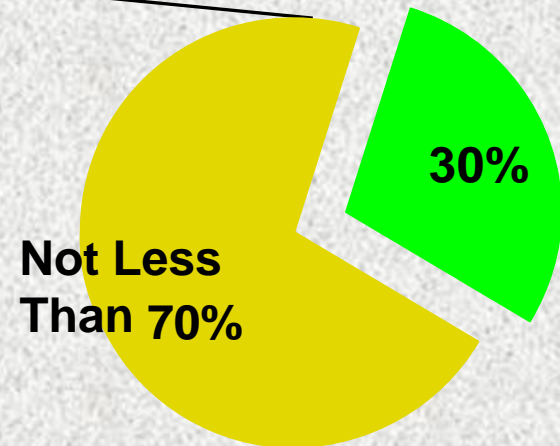


CDBG Funding Ratios

Total Funding



Program Funding



- Administration
- Program Funding
- Slum and Blight
- Low/Mod

Proposed FY15-16 CDBG Funding

- **AFFORDABLE/ DECENT HOUSING**
- **SUITABLE LIVING ENVIRONMENT**
- **ECONOMIC OPPORTUNITY**
- **ADMINISTRATION**

AFFORDABLE HOUSING



Home Exterior
Maintenance/
Housing Rehab
Program
~\$1.2 Million



44 Completed last year

AFFORDABLE HOUSING

Safe Room & Storm Shelters \$50,000



AFFORDABLE HOUSING

Oklahoma City Housing Authority \$234,897

Rehab a minimum of 15 existing
Housing Units



AFFORDABLE HOUSING



Emergency Home Repair \$587,242 – 109 Homes repaired last year



New electrical panel



Wheel chair ramp



New roof



Handicap Shower



Central heat system



Water Heater

SUITABLE LIVING ENVIRONMENT



SNI Neighborhoods Projects- \$424,000



Hazardous Tree Removal
Tree planting * Sidewalks
Afterschool STEAM Program
* Park improvements

SUITABLE LIVING ENVIRONMENT



Share -A-Fare For seniors, disabled, & homeless

\$102,842

**33,741 free or discounted
bus/taxi rides last year**



SUITABLE LIVING ENVIRONMENT



Graffiti Removal Program - \$15,011



OKC- \$68,562 to secure at least 125 vacant and abandoned buildings annually



Community Development Public Facilities projects-- \$1,455,435

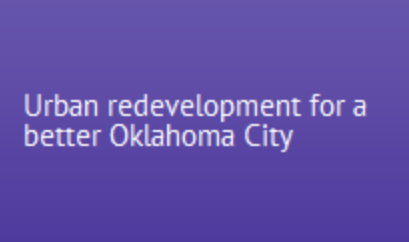
- Includes public improvements, such as streets, water, sewer lines, etc.
- Per HUD, “Public Facilities” also includes facilities for special needs populations, homeless shelters, battered spouse shelters, halfway houses, etc.

ECONOMIC OPPORTUNITY

Small Business Training & Loans ~\$40,000

166 new businesses served last year





Urban Renewal Title Transfer and Disposition- \$ 788,880

Activities may include property acquisition, disposition, and
Urban Renewal Completion to address slum and blight

ADMINISTRATION

- Planning and Administration \$796,479
- Metro Fair Housing Council of OK \$82,745




- Consultant for fair housing complaints (432 processed last year)
- Fair housing advocacy

HOME Program Objectives

- Provide decent affordable housing to lower-income households
- Expand the capacity of nonprofit housing providers (CHDOs)
- Strengthen the ability of state and local governments to provide housing, and
- Leverage private-sector participation

HOME Funding

• 2009/10	\$3,133,027
• 2010/11	\$2,758,861
• 2011/12	\$1,850,773
• 2013/14	\$1,719,889
• 2014/15	\$1,842,944
• 2015/16	\$1,671,854



Proposed FY 15-16 HOME Funding

- Housing Rehabilitation
- CHDO New Home Construction
- Homebuyer Activities
- Rental Housing
- Program Administration -\$176,685



Housing Rehabilitation \$700,000 16 Completed; 14 in process last year



Before & After Pictures



CHDO Single Family Housing - \$250,778



SNI Housing HOME funds \$298,424



For new infill construction or
housing rehabilitation



Down Payment Assistance with HOME Funds- \$700,000



Assisted 74
low — moderate
income families
in buying a new
home last year

Emergency Solutions Grant (ESG)

- Engage & rapidly re-house homeless individuals and families
- Improve the number and quality of emergency shelters
- Provide essential services to shelter residents
- Prevent families and individuals from becoming homeless

ESG Funding

- 2011/12 \$361,350
- 2012/13 \$413,121
- 2013/14 \$317,405
- 2014/15 \$360,586
- 2015/16 **\$389,641**

What do we fund with ESG?

- Street Outreach- counseling & referral, addressing urgent physical needs
- Emergency Physical & Mental Health Services
- Transportation
- Emergency Shelters
- Childcare
- Education & Life Skills Training
- Employment Assistance & Job Training
- Legal Services
- Substance Abuse Treatment
- Homelessness Prevention & Rapid Re-housing
- Short & Medium-term Rental Assistance
- Administration, Training, HMIS System Management



ESG Social Service Partners



Housing Opportunities for Persons with AIDS (HOPWA)

The HOPWA program was developed to address the needs of persons living with HIV/AIDS and their families.

During FY13-14, 201 persons were served with HOPWA funds



HOPWA Funding

- 2011/12 \$513,746
- 2012/13 \$519,042
- 2013/14 \$496,106
- 2014/15 \$530,157
- 2015/16 \$530,952

HOPWA Activities

- Acquisition, rehabilitation and new construction of housing units
- Costs for facility operations
- Rental assistance
- Short-term payments to prevent homelessness
- Health care and mental health services
- Other social and supportive service activities