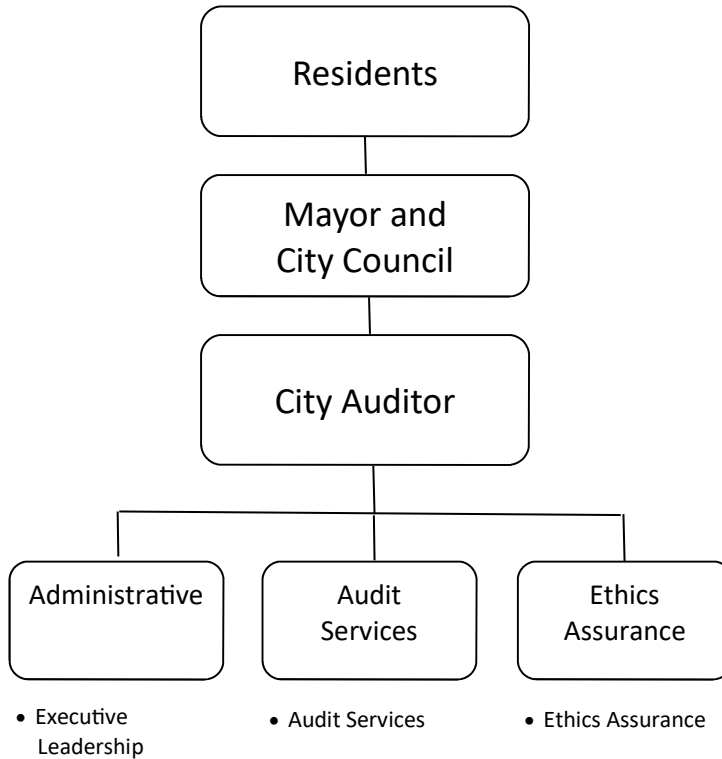


City Auditor



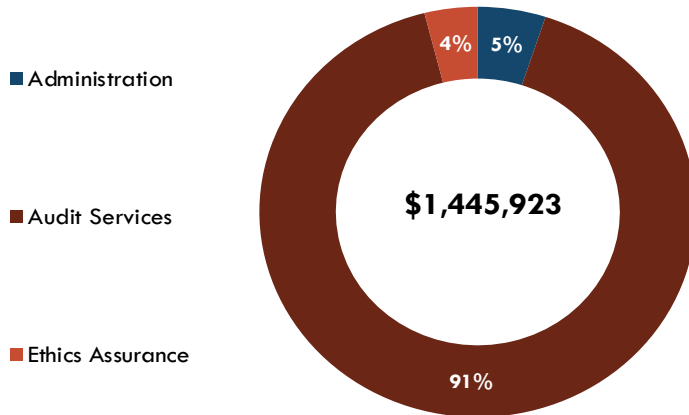
Director	Budget	Positions
Matt Weller	\$1,445,923	8

DEPARTMENT INTRODUCTION

MISSION STATEMENT

The mission of the Office of the City Auditor is to provide independent audit, investigative and advisory services to City Council, appointed officials and executive managers so they can make better-informed policy and operational decisions on behalf of residents.

DEPARTMENT BUDGET



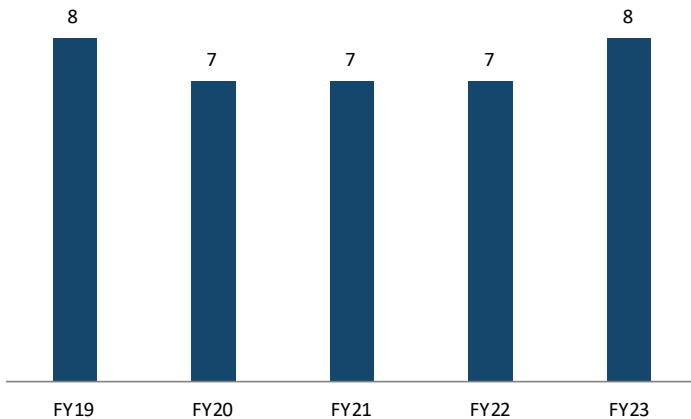
Department Facts

- The OCA is audited every three years to ensure compliance with Generally Accepted Government Auditing Standards.
- The OCA determines audits to perform by developing a triennial audit plan that is based upon a citywide risk assessment .
- The OCA has issued four audit reports so far in FY22, and three audit reports were issued in FY21. All reports are available on the Department’s official City website.

DEPARTMENT OVERVIEW

The Office of the City Auditor (OCA) has a FY23 budget of \$1,445,923, which is an increase of 14.22%. There are eight positions authorized in the FY23 budget, which is an increase of one position from the FY22 budget.

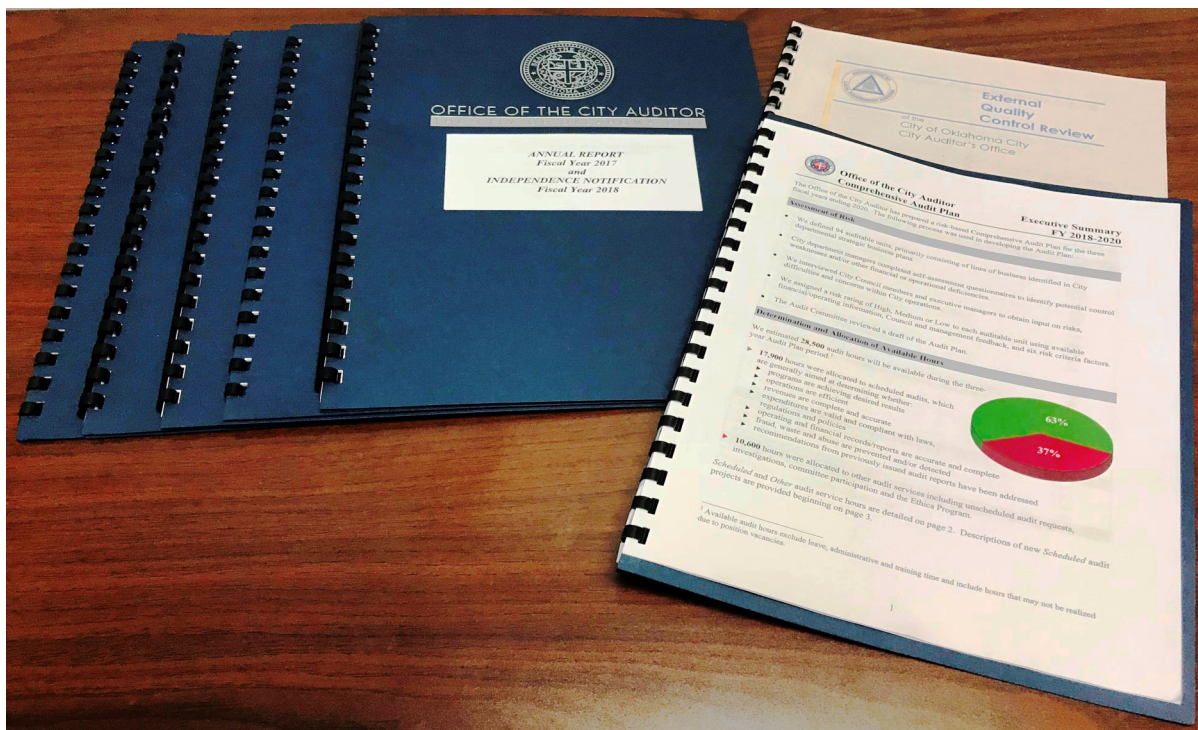
POSITION HISTORY



To review performance information, please see the attached supplemental performance report or visit our website: www.okc.gov/performance.

MAJOR BUDGET CHANGES

City Auditor Major Budget Changes		Amount	Positions
1.	Changes in personnel related costs such as salaries, merit, retirement, health insurance, and other benefits	\$68,814	
2.	Adds an Audit Manager to the Audit Services program to increase the Departments ability to conduct audits and provide advisory services	\$104,776	1.00



EXPENDITURES

Summary of Expenditures by Purpose	FY21 Actual	FY22 Adopted Budget	FY23 Adopted Budget	Percent Change
Operating Expenditures				
Administration	\$72,980	\$69,199	\$72,580	4.89%
Audit Services	935,159	1,141,916	1,316,420	15.28%
Ethics Assurance	56,346	54,768	56,923	3.93%
Total Operating Expenditures	\$1,064,484	\$1,265,883	\$1,445,923	14.22%

Summary of Expenditures by Funding Source	FY21 Actual	FY22 Adopted Budget	FY23 Adopted Budget	Percent Change
General Fund	\$1,064,484	\$1,265,883	\$1,445,923	14.22%
Total All Funds	\$1,064,484	\$1,265,883	\$1,445,923	14.22%



REPORT FRAUD

(405) 297-2227

PRESERVE OUR CULTURE OF INTEGRITY

POSITIONS

Summary of Positions by Purpose	FY21 Actual	FY22 Adopted Budget	FY23 Adopted Budget	Percent Change
Administration	0.20	0.20	0.20	0.00%
Audit Services	6.45	6.45	7.45	15.50%
Ethics Assurance	0.35	0.35	0.35	0.00%
Department Total	7.00	7.00	8.00	14.29%

Summary of Positions by Funding Source	FY21 Actual	FY22 Adopted Budget	FY23 Adopted Budget	Percent Change
General Fund	7.00	7.00	8.00	14.29%
Department Total	7.00	7.00	8.00	14.29%



CITY AUDITOR LINES OF BUSINESS

ADMINISTRATION

- **The Executive Leadership Program** provides planning, management, administrative and reporting services to department employees and City leaders so they can achieve strategic goals and key results.

Administration Positions and Budget

Program	FY21		FY22		FY23	
	Adopted Positions	Actual Expenses	Adopted Positions	Adopted Budget	Adopted Positions	Adopted Budget
Executive Leadership	0.20	\$72,980	0.20	\$69,199	0.20	\$72,580
Line of Business Total	0.20	\$72,980	0.20	\$69,199	0.20	\$72,580

AUDIT SERVICES

- **The Audit Services Program** provides scheduled (proactive) and unscheduled (responsive) audit, investigative, and advisory services to City Council and other City decision makers so they can have timely and useful information to address policy and operational opportunities and/or deficiencies.

Audit Services Positions and Budget

Program	FY21		FY22		FY23	
	Adopted Positions	Actual Expenses	Adopted Positions	Adopted Budget	Adopted Positions	Adopted Budget
Audit Services	6.45	\$935,159	6.45	\$1,141,916	7.45	\$1,316,420
Line of Business Total	6.45	\$935,159	6.45	\$1,141,916	7.45	\$1,316,420

ETHICS ASSURANCE

- **The Ethics Assurance Program** provides ethics reporting and advisory services to City decision makers so they can detect and quickly address all reported cases of fraud, waste, abuse and significant policy violations.

Ethics Assurance Positions and Budget

Program	FY21		FY22		FY23	
	Adopted Positions	Actual Expenses	Adopted Positions	Adopted Budget	Adopted Positions	Adopted Budget
Ethics Assurance	0.35	\$56,346	0.35	\$54,768	0.35	\$56,923
Line of Business Total	0.35	\$56,346	0.35	\$54,768	0.35	\$56,923