



The City of

OKLAHOMA CITY

Development Services Department

FY22-23



The mission of the Development Services Department is to provide animal welfare, code enforcement, construction permitting and inspections, licensing, and development application review services to the development community and general public so they can receive timely development decisions and live in a clean, safe and stable City.

MISSION STATEMENT



Development Services

Department

Administration



Code Enforcement



Development Center



Animal Welfare





| Major Budget Changes |

- **Adds one Code Inspector II position and eliminates one Neighborhood Support Representative position in the Code Inspections Program \$4,483**
- **Adds one Veterinary Assistant position and one Animal Welfare Supervisor to the Veterinary Services Program \$73,927**

- **Adds one Animal Welfare Officer I position to the Animal Shelter Program \$56,194**
- **Adds two Code Technicians, one Electrical Inspector I, and one Veterinarian position to the base budget \$294,574**
- **Moves the Subdivision and Zoning Program from the Development Services Department to the Planning Department \$860,794**



Subdivision & Zoning



Planning Department

- ✓ 2009 Zoning and License Inspections Services Audit
- ✓ Inspection Services moved to Code Enforcement and Development Center
- ✓ Planning Director provides technical and consultive services to the Planning Commission
- ✓ Returns Planning Commission staff support to Planning Department
- ✓ Zoning Code update managed by Planning Department
- ✓ Provides increased Subdivision and Zoning support

Summary of Expenditures BY PURPOSE	FY 22 ADOPTED BUDGET	FY 23 PROPOSED BUDGET	Percent Change
Administration	\$2,957,017	\$2,863,527	-3.16%
Animal Welfare	\$4,957,311	\$5,248,027	5.86%
Code Enforcement	\$3,511,564	\$3,612,451	2.87%
Development Center	\$7,419,043	\$7,836,731	5.63%
Subdivision and Zoning	\$804,748	\$0	-100.00%
Total Operating Expenditures	\$19,649,683	\$19,560,736	-0.45%
Non-Operating Expenditures	\$1,673,126	\$1,635,670	-2.24%
Department Total	\$21,322,809	\$21,196,406	-0.59%



Completes 130,000 inspections



Reviews 2,400 commercial new construction and remodel plans



Reviews 5,000 residential new construction and remodel plans



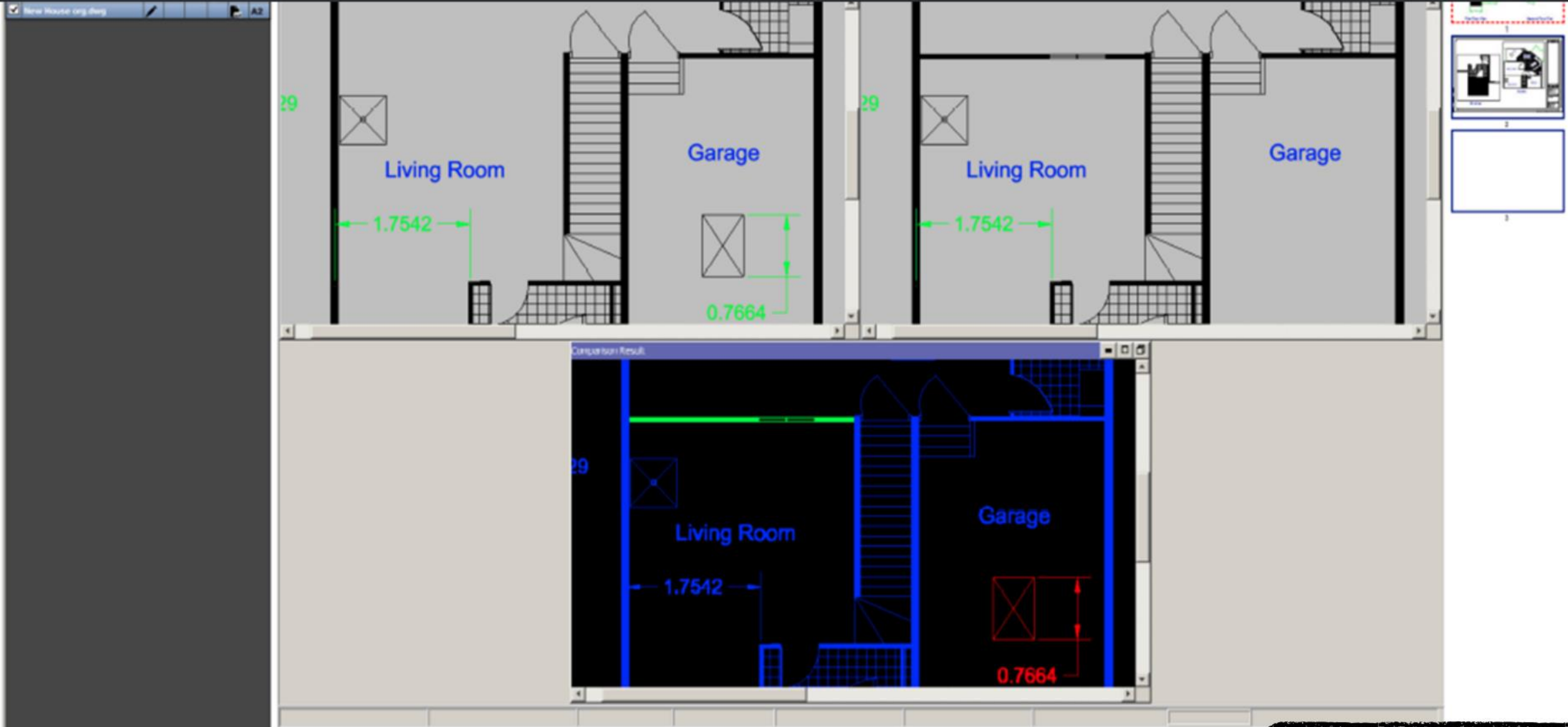
Issues 69,000 permits




Sells 11,800 business licenses



Development Center

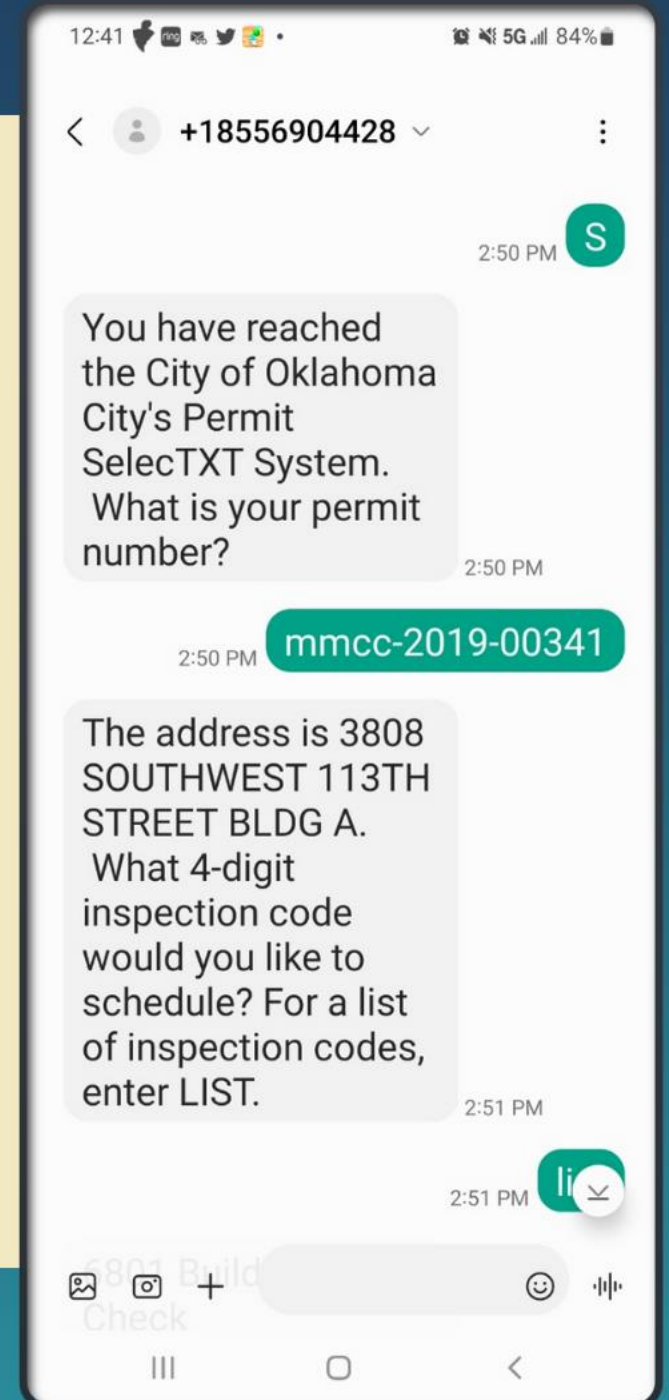


Efficiencies through Technology

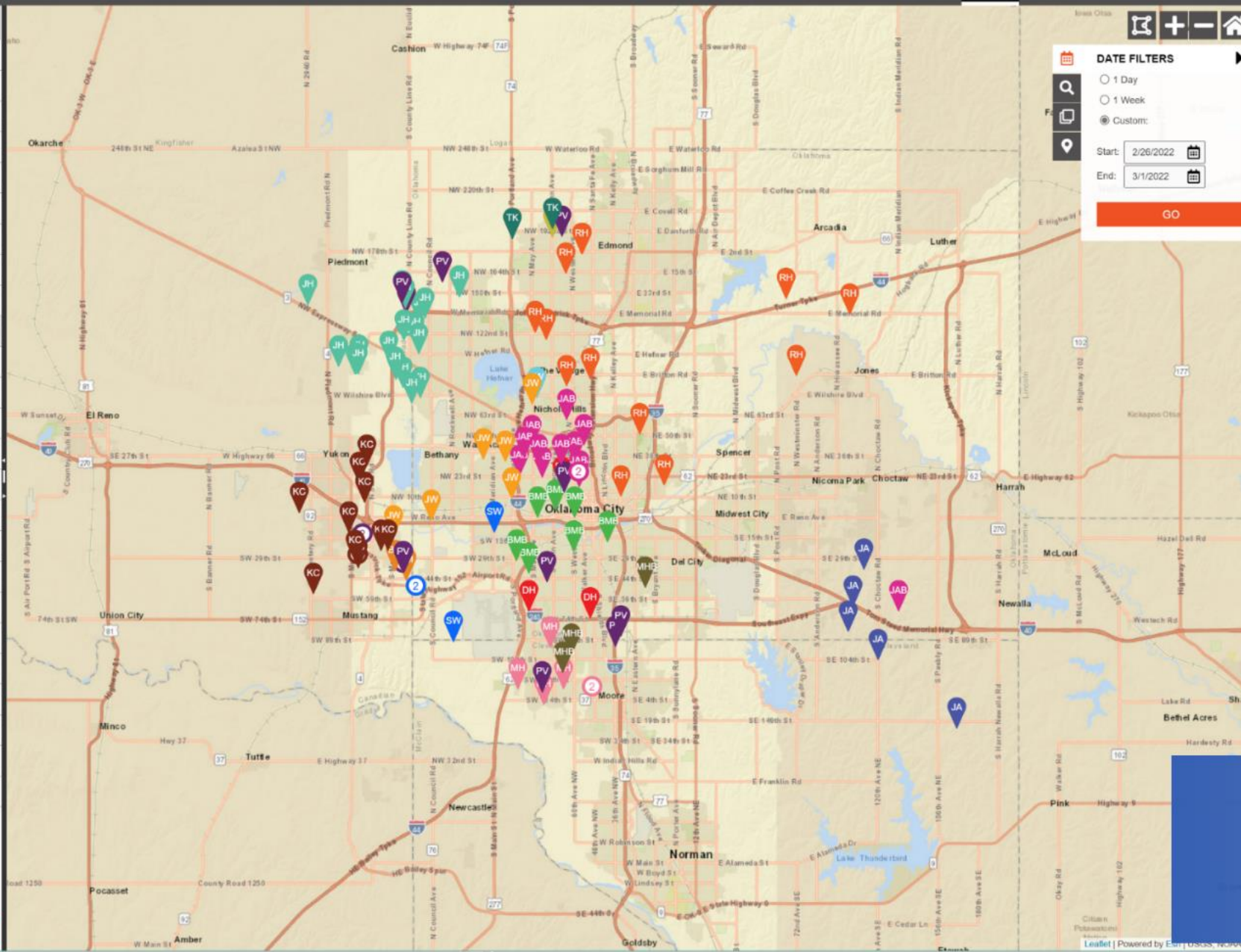


**Electronic
Plan Review**

SelectTxt *and* ***Interactive Voice Response (IVR)***



My Inspectors		All Inspectors	
	Unassigned	0	0
	Alexander Keys	0	0
	Bradley Madden	3	3
	Bradley Madden's Bucket	7	
	Dale Hartman	3	3
	Dale Hartman's Bucket	0	
	Geary McMillon	0	0
	James Hulsey	25	26
	James Hulsey's Bucket	0	
	Jayme Austin	5	5
	Jayme Austin's Bucket	17	
	Jeremy Westbrook	1	1
	Jeremy Westbrook's Bucket	6	
	Katen Cameron	1	1
	Katen Cameron's Bucket	12	
	Michael Howarth	5	6
	Michael Howarth's Bucket	3	
	Michael Miller	0	0
	Plumbing Video's Bucket	16	
	Robert Hudson	14	14
	Robert Hudson's Bucket	0	
	Sabra Westbrook	1	1
	Sabra Westbrook's Bucket	4	
	Terry Kerr	2	2
	Terry Kerr's Bucket	1	



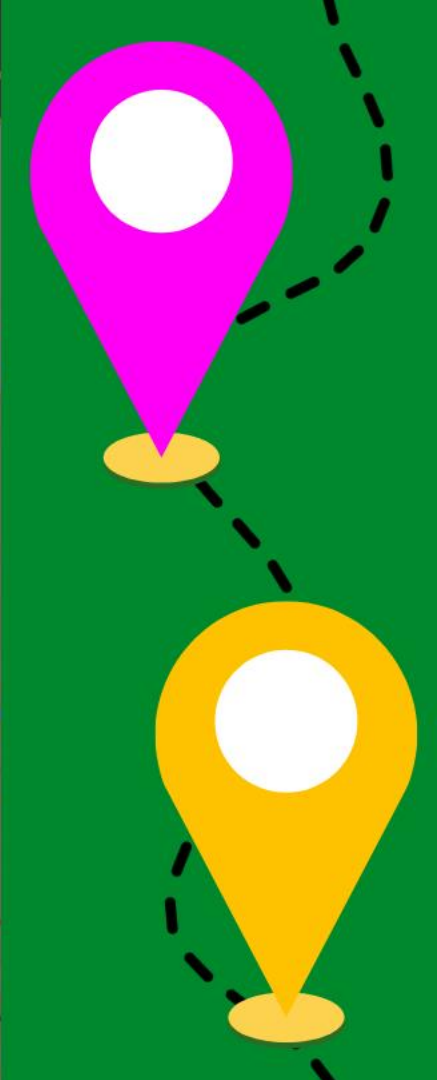
DATE FILTERS

1 Day
 1 Week
 Custom:

Start: 2/26/2022

End: 3/1/2022

GO




Atlas
Insight

Drag a column header and drop it here to group by that column


Permit #	Address	Inspection Type	Application Type	Application Category	Date	Time	Assigned To
----------	---------	-----------------	------------------	----------------------	------	------	-------------

Show only unassigned



Live Video Inspections (LVI)

Business Services Center




Development Center

Issue 1 - Code Enforcement/Construction
Inspection Priorities



104,854



FY18

108,221



FY19

120,883



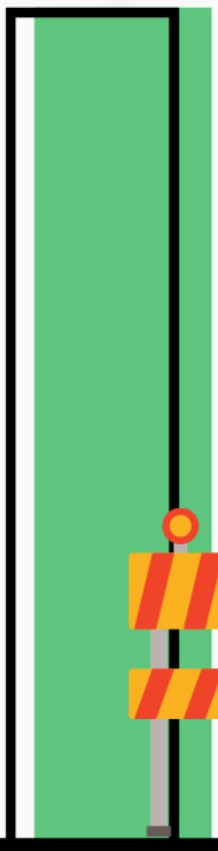
FY20

122,258



FY21


130,265



FY22

of construction related inspections completed

% of Construction related inspections completed within 1 day



Issue 1 - Code
Enforcement/Construction
Inspection Priorities

Development Center

- 🔍 Completes 73,000 inspections
- 🔍 Issues 20,000 notices
- 🔍 Issues 7,000 citations
- 🔍 Removes 40,000 illegal signs
- 🔍 Removes 110 inoperable vehicles
- 🔍 Abates 700 junk/debris violations
- 🔍 Abates 1,600 high grass violations
- 🔍 Razes 30 dilapidated structures
- 🔍 Secures 230 unsecured structures

Code Enforcement





Communication & Education



Resource Guide

Resources for Property Maintenance Assistance

The City of Oklahoma City is providing this resource list to you as a courtesy in case you need financial assistance or help making repairs to your home or to abate a property maintenance violation. Please note the following programs are a few potential resources for you to contact if you choose, but each program may have different eligibility requirements and there are no guarantees they will be able to assist you in completing required abatement actions.

Call 2-1-1

2-1-1 Oklahoma is a phone number people can call to get information and referrals to community services for all kinds of human needs. For more information, call 211 or go online to <https://www.211oklahoma.org>.

Community Action Agency – Emergency Home Repair Program

Homeowners who meet income guidelines and live in one of 60 targeted areas in the Oklahoma City area may be eligible to receive assistance making home repairs such as weatherization, water and sewer line replacement, roof replacement, electrical repairs, repair of porches and ramps, and other emergency repairs. For more information, call (405) 232-0199 or go online to <https://www.caaofokc.org/services/emergency-needs/emergency-home-repair/>.

The City of Oklahoma City – Housing and Neighborhood Programs

Housing programs encompass acquisition, rehabilitation and new construction, emergency home repair, exterior home maintenance, and a down payment/closing cost assistance program for income-eligible homebuyers. For more information, call (405) 297-2846 or go online to <https://www.okc.gov/departments/planning/financial-assistance/residential>.

Open Vessels Inc.

Open Vessels Inc. is a Non-Profit organization that addresses property maintenance repairs. Open Vessels is an outreach group whose motto is "Rebuilding our communities one family at a time; through helping those that cannot help themselves with a hand up". For more information, call Joey Chappel (405) 761-9364 or find them on Facebook at: [FB.COM/OPENVESSELSOKC](https://www.facebook.com/OPENVESSELSOKC).

Rebuilding Together Oklahoma City

Rebuilding Together Oklahoma City provides time, labor, materials, and funding to make home repairs such as ADA ramps, roofs, window replacement, painting and safety modifications at no cost to qualifying homeowners. To be eligible, the homeowner must be 55 or older, live in Oklahoma County, own and live in the home with paid property tax, and have an annual household income below 80% of the Area Median Income. For more information, call (405) 607-0464 or go online to <https://rebuildingtogetherokc.org/homeowners/>.

Restore OKC – Northeast Oklahoma City Home Repair

Restore OKC provides contributions of time, labor, materials and funding to eligible homeowners in Northeast Oklahoma City for things like emergency repairs to roofs, wheelchair ramps, windows, mowing, siding and painting. To be eligible, the homeowner must live in Northeast Oklahoma City in a home that is their own and have an annual household income at or below 50% of the Area Median Income. For more information, call (405) 808-9817 or go online to <https://www.workdayokc.org/>.

Dilapidated Structure

Before & After



Dilapidated Structure

Before & After



Tall Grass and Weeds

Before & After



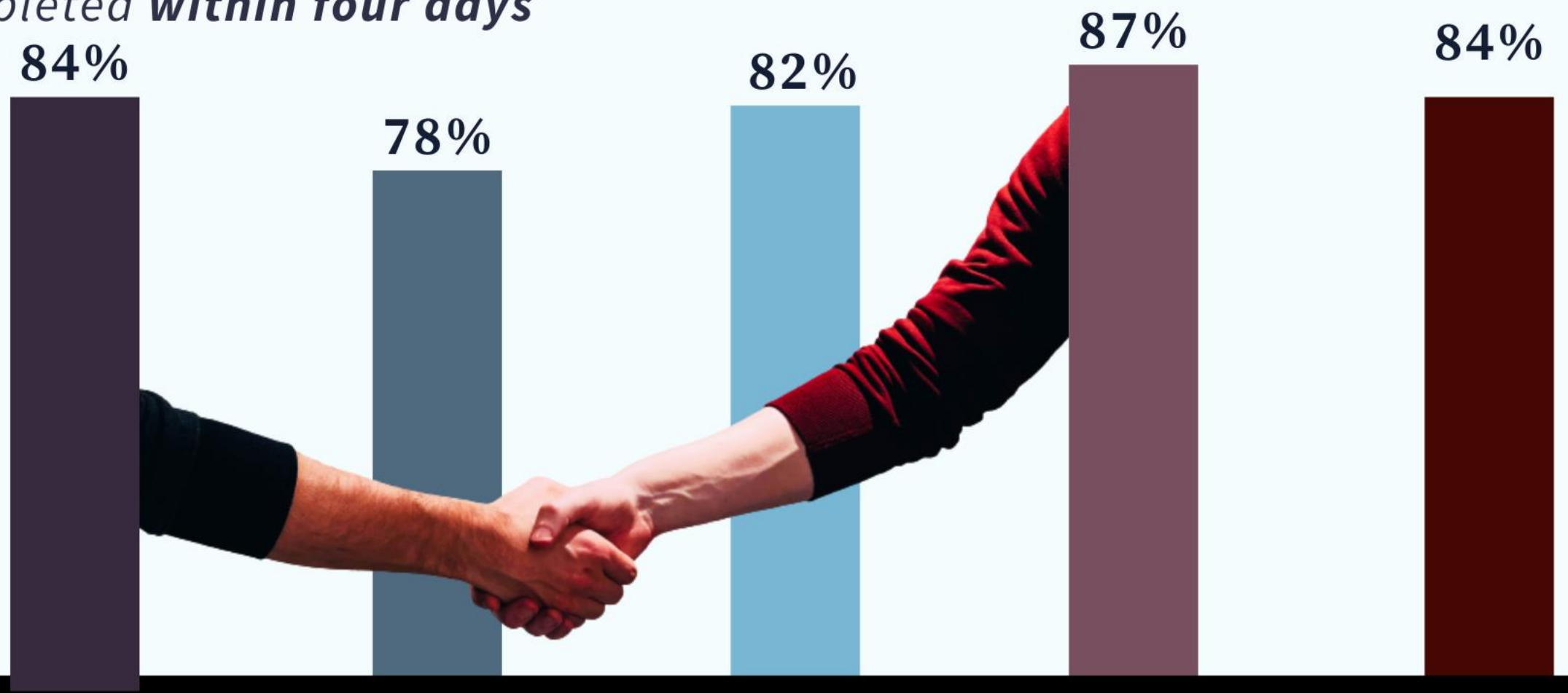
Junk & Debris

Before & After



Code Enforcement

*% of first complaint-based inspections completed **within four days***



FY18

FY19

FY20

FY21

FY22

*% of code violations resolved **voluntarily***

FY18

80%

FY19

78%

FY20

74%

FY21

72%

FY22

82%

Code Enforcement

Issue 1 – Code Enforcement/Construction

Inspection Priorities

Animal Welfare



SAVES
16,000
ANIMALS
PER YEAR



WELCOMES 13,000
VISITORS PER MONTH

COMPLETES 16,500
SERVICE CALLS

CARES FOR 19,600
ANIMALS

STERILIZES 8,100
ANIMALS

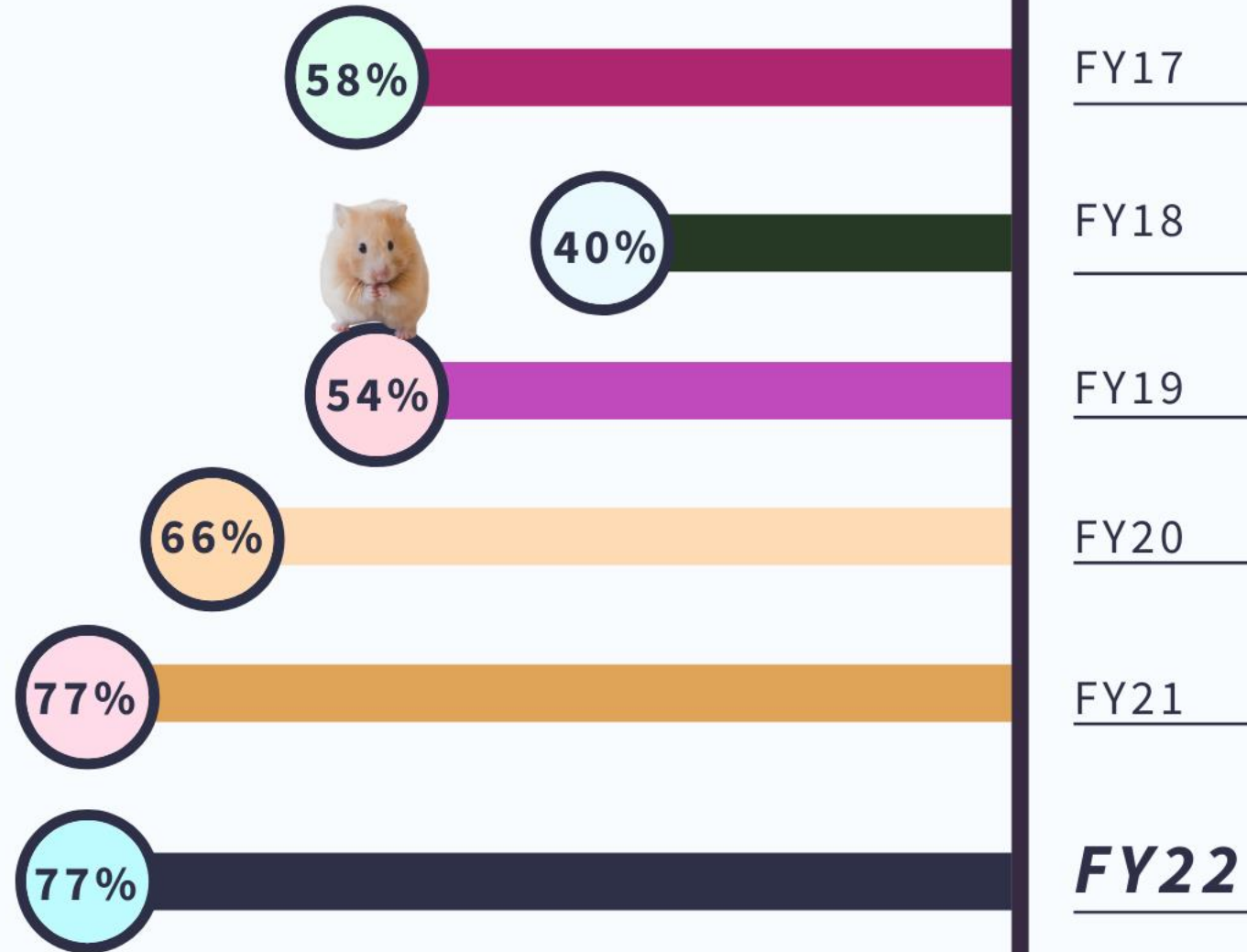
RECEIVES 4,200
VOLUNTEER HOURS



Animal Welfare



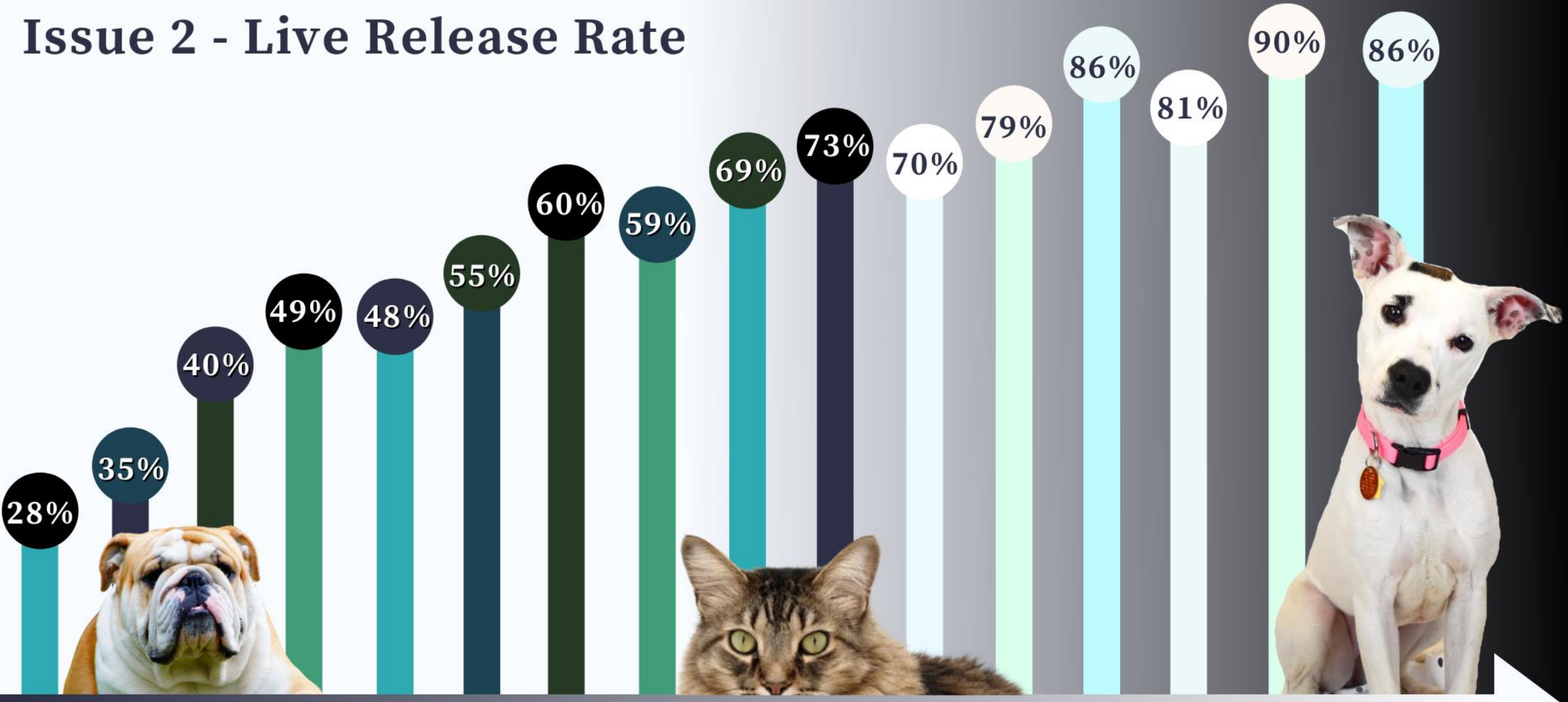
Issue 5 - Field Services



% OF PRIORITY TWO CALL RESPONSES
WITHIN THE SAME BUSINESS DAY



Issue 2 - Live Release Rate



FY07 FY08 FY09 FY10 FY11 FY12 FY13 FY14 FY15 FY16 FY17 FY18 FY19 FY20 FY21 **FY22**

% of Dogs and Cats **live** releases



Animal Welfare

Community Resources

EDUCATION



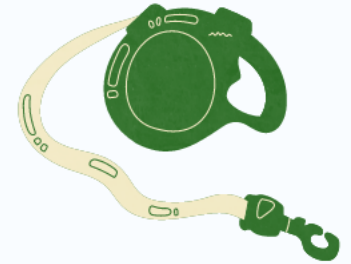
SPAY/NEUTER



COLLARS




LEASHES



DOG HOUSES



ID TAGS

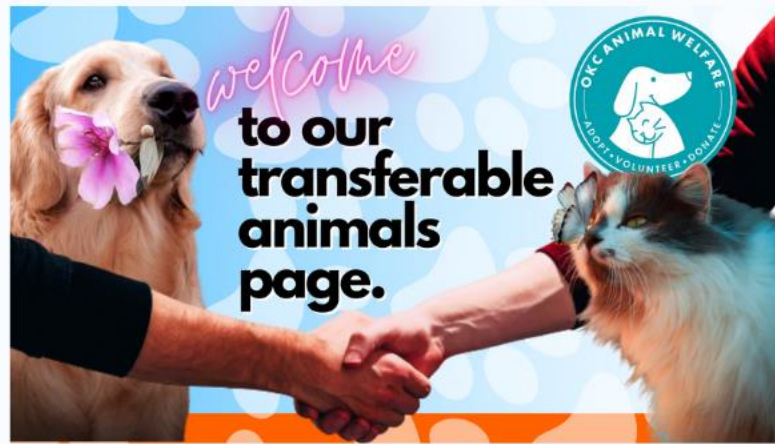


PET FOOD BANK



LOW COST VET CARE CLINICS





Oklahoma City Animal Welfare

Daily Report Card
4/13/2022

Intakes		Dog	Cat	Others	Total
Field Intake	14	1	4	19	0
Shelter Intake	14	5	11	30	0
Total Intakes	28	6	15	49	0

Outcomes		Dog	Cat	Others	Total
Adoptions	12	5	0	17	0
Returns to Owner	0	0	0	0	0
Transfer	9	12	14	35	0
Returns To Field	0	13	0	13	0
Euthanasia	4	1	1	6	0
Exit Request	1	0	0	1	0
Missing or Stolen	1	0	0	1	0
Total	36	31	15	82	0

ANIMAL WELFARE

Transparency

4 Separate Facebook Pages



Weekly Newsletters



Daily Report Cards



65,361

community members



230,164

residents reached per month

Questions?

**Development Services
Department**

