



City Manager Report

The City of OKLAHOMA CITY

NO: 1897

DATE: NOVEMBER 8, 2022

TO: THE MAYOR AND MEMBERS OF THE CITY COUNCIL

SUBJECT: HOTEL TAX COLLECTIONS THROUGH SEPTEMBER 30, 2022

- Collections Up \$105,383 or 2.25% vs. Prior Yr. Through the 1st Qtr. of FY23
- Collections are Below Projection by \$114,295 or 2.3% Through the 1st Qtr. of FY23

HOTEL TAX COLLECTIONS

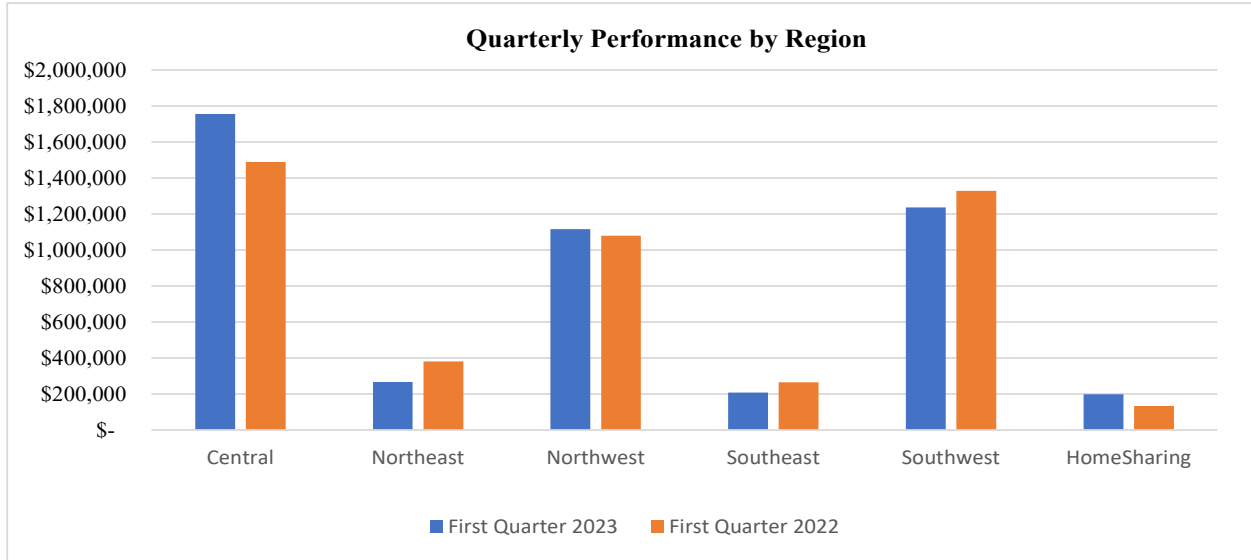
Hotel taxes are collected by local hotels and remitted to the City the following month. This report summarizes hotel tax collections for the first quarter of fiscal year 2023 and is limited exclusively to hotel tax. Any sales tax collected by hotels is reported separately in the monthly sales and use tax City Manager report.

The distribution of collections from the City's 5.5% hotel tax is shown below and is set by ordinance:

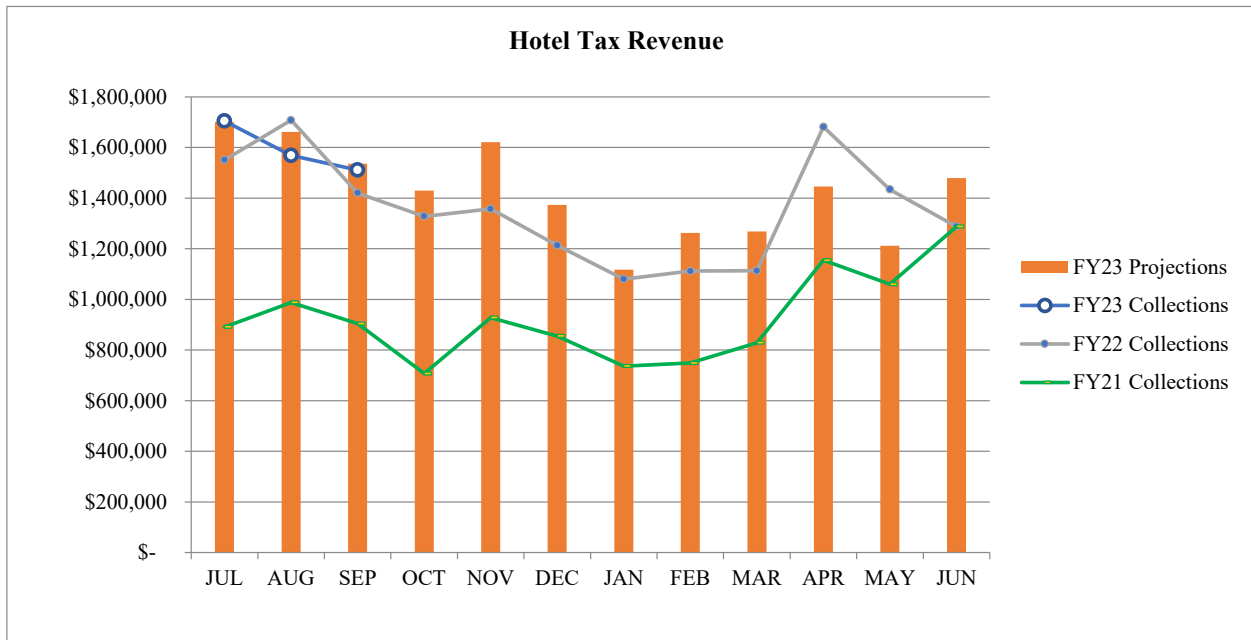
- 4/11 to Promote Convention and Tourism
- 6/11 for Fairgrounds Improvements
- 1/11 to Sponsor and Promote Local Events

The following table represents year-to-date revenue collections and annual projections for each of these purposes:


FISCAL YEAR-TO-DATE COMPARISON				
	<u>Projection</u>	<u>Revenue</u>	<u>Over/Under Projection</u>	<u>% Over/Under Projection</u>
Convention and Tourism	\$1,780,950	\$1,739,388	(\$41,562)	
OKC Fairgrounds	\$2,671,426	\$2,609,082	(\$62,344)	
Event Sponsorship	\$445,236	\$434,847	(\$10,389)	
Total	\$4,897,612	\$4,783,317	(\$114,295)	-2.3%



Hotel Tax for the City of Oklahoma City remained stable through the first quarter of fiscal year 2023. Collections were slightly above what was received in the first quarter of fiscal year 2022. First quarter growth was led by the Central District while the Northeast and Southwest Districts saw modest decreases.



Respectfully submitted,


 Craig Freeman
 City Manager