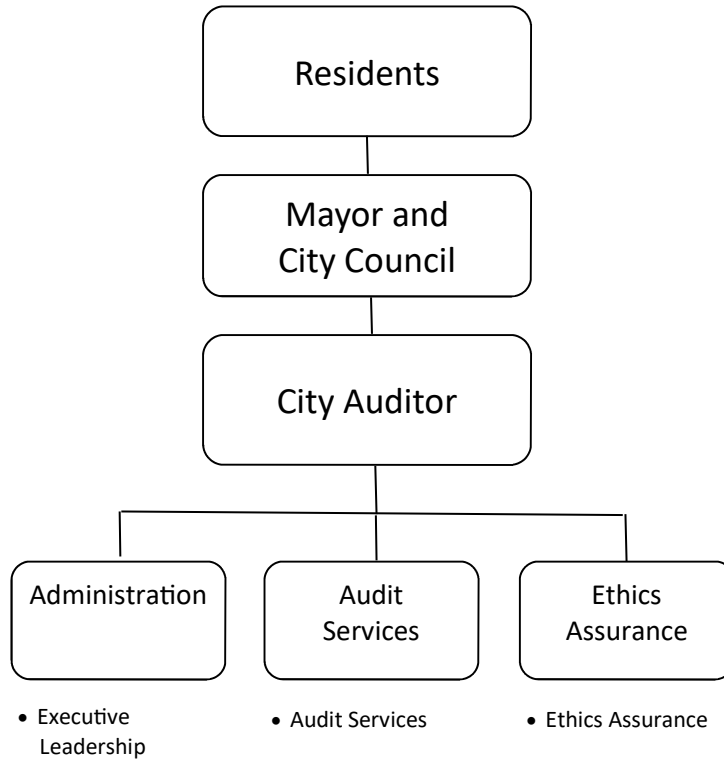


City Auditor



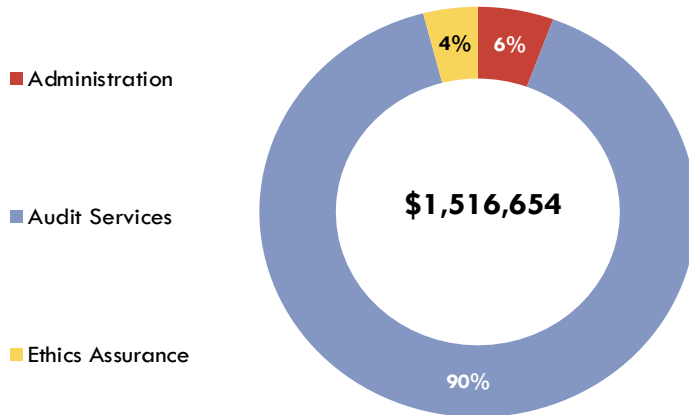
Director	Budget	Positions
Matt Weller	\$1,516,654	8

DEPARTMENT INTRODUCTION

MISSION STATEMENT

The mission of the Office of the City Auditor is to provide independent audit, investigative and advisory services to City Council, appointed officials and executive managers so they can make better-informed policy and operational decisions on behalf of residents.

DEPARTMENT BUDGET



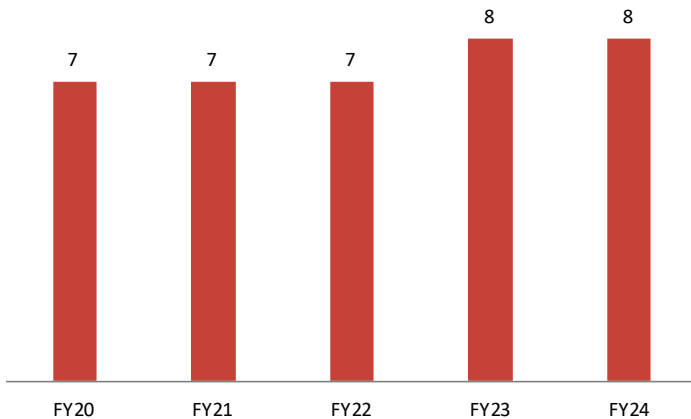
Department Facts

- The OCA is audited every three years to ensure compliance with Generally Accepted Government Auditing Standards.
- The OCA determines audits to perform by developing a triennial audit plan that is based upon a citywide risk assessment .
- The OCA has issued one audit report so far in FY23 and six audit reports were issued in FY22. All reports are available on the Department’s official City website.

DEPARTMENT OVERVIEW

The Office of the City Auditor (OCA) has a FY24 budget of \$1,516,654 which is an increase of 4.88%. There are eight positions authorized in the FY24 budget.

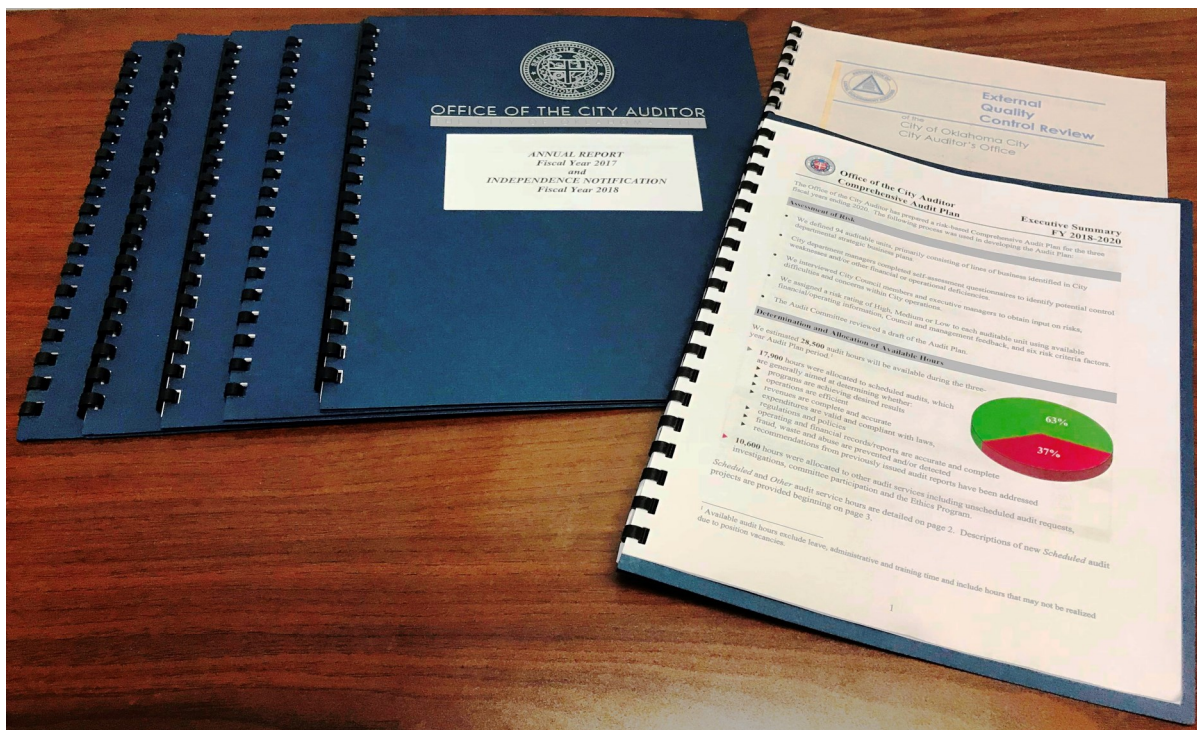
POSITION HISTORY



To review performance information, please see the attached supplemental performance report or visit our website: www.okc.gov/performance.

MAJOR BUDGET CHANGES

City Auditor Major Budget Changes	Amount	Positions
1. Changes in personnel related costs such as salaries, merit, retirement, health insurance, and other benefits	\$22,648	0.00



EXPENDITURES

Summary of Expenditures by Purpose	FY22 Actual	FY23 Adopted Budget	FY24 Adopted Budget	Percent Change
Operating Expenditures				
Administration	\$109,391	\$72,580	\$85,049	17.18%
Audit Services	1,246,009	1,316,561	1,370,482	4.10%
Ethics Assurance	92,434	56,923	61,123	7.38%
Total Operating Expenditures	<u>\$1,447,834</u>	<u>\$1,446,064</u>	<u>\$1,516,654</u>	<u>4.88%</u>

Summary of Expenditures by Funding Source	FY22 Actual	FY23 Adopted Budget	FY24 Adopted Budget	Percent Change
General Fund	<u>\$1,447,834</u>	<u>\$1,446,064</u>	<u>\$1,516,654</u>	4.88%
Total All Funds	<u>\$1,447,834</u>	<u>\$1,446,064</u>	<u>\$1,516,654</u>	<u>4.88%</u>



REPORT FRAUD

(405) 297-2227

PRESERVE OUR CULTURE OF INTEGRITY

POSITIONS

Summary of Positions by Purpose	FY22 Actual	FY23 Adopted Budget	FY24 Adopted Budget	Percent Change
Administration	0.20	0.20	0.20	0.00%
Audit Services	6.45	7.45	7.45	0.00%
Ethics Assurance	0.35	0.35	0.35	0.00%
Department Total	7.00	8.00	8.00	0.00%

Summary of Positions by Funding Source	FY22 Actual	FY23 Adopted Budget	FY24 Adopted Budget	Percent Change
General Fund	7.00	8.00	8.00	0.00%
Department Total	7.00	8.00	8.00	0.00%



CITY AUDITOR LINES OF BUSINESS

ADMINISTRATION

- **The Executive Leadership Program** provides planning, management, administrative and reporting services to department employees and City leaders so they can achieve strategic goals and key results.

Administration Positions and Budget

Program	FY22		FY23		FY24	
	Adopted Positions	Actual Expenses	Adopted Positions	Adopted Budget	Adopted Positions	Adopted Budget
Executive Leadership	0.20	\$109,391	0.20	\$72,580	0.20	\$85,049
Line of Business Total	0.20	\$109,391	0.20	\$72,580	0.20	\$85,049

AUDIT SERVICES

- **The Audit Services Program** provides scheduled (proactive) and unscheduled (responsive) audit, investigative, and advisory services to City Council and other City decision makers so they can have timely and useful information to address policy and operational opportunities and/or deficiencies.

Audit Services Positions and Budget

Program	FY22		FY23		FY24	
	Adopted Positions	Actual Expenses	Adopted Positions	Adopted Budget	Adopted Positions	Adopted Budget
Audit Services	6.45	\$1,246,009	7.45	\$1,316,561	7.45	\$1,370,482
Line of Business Total	6.45	\$1,246,009	7.45	\$1,316,561	7.45	\$1,370,482

ETHICS ASSURANCE

- **The Ethics Assurance Program** provides ethics reporting and advisory services to City decision makers so they can detect and quickly address all reported cases of fraud, waste, abuse and significant policy violations.

Ethics Assurance Positions and Budget

Program	FY22		FY23		FY24	
	Adopted Positions	Actual Expenses	Adopted Positions	Adopted Budget	Adopted Positions	Adopted Budget
Ethics Assurance	0.35	\$92,434	0.35	\$56,923	0.35	\$61,123
Line of Business Total	0.35	\$92,434	0.35	\$56,923	0.35	\$61,123