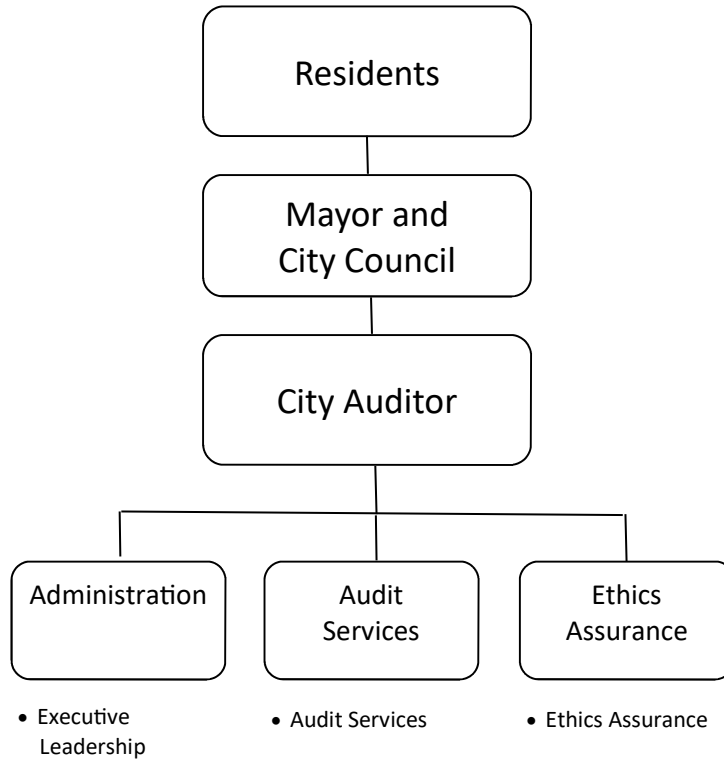


City Auditor



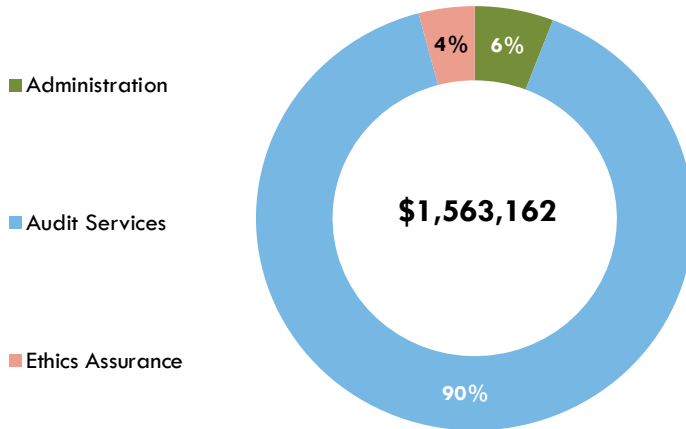
Director	Budget	Positions
Matt Weller	\$1,563,162	8

DEPARTMENT INTRODUCTION

MISSION STATEMENT

The mission of the Office of the City Auditor is to provide independent audit, investigative and advisory services to City Council, appointed officials and executive managers so they can make better-informed policy and operational decisions on behalf of residents.

DEPARTMENT BUDGET



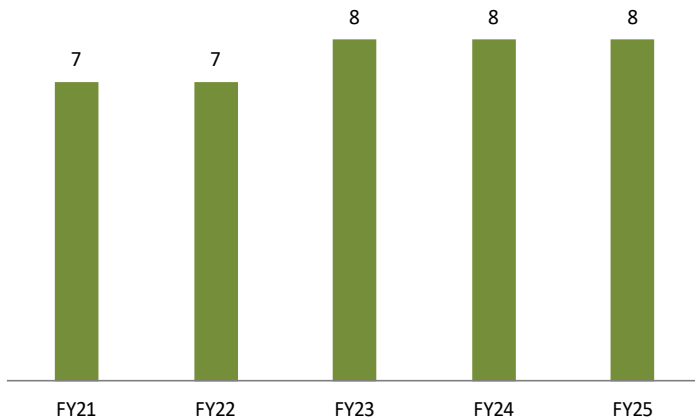
Department Facts

- The OCA is audited every three years to ensure compliance with Generally Accepted Government Auditing Standards.
- The OCA determines audits to perform by developing a triennial audit plan that is based upon a citywide risk assessment .
- The OCA has issued four audit reports so far in FY24 and four audit reports were issued in FY23. All reports are available on the Department’s official City website.

DEPARTMENT OVERVIEW

The Office of the City Auditor (OCA) has a FY25 budget of \$1,563,162 which is an increase of 3.07%. There are eight positions authorized in the FY25 budget.

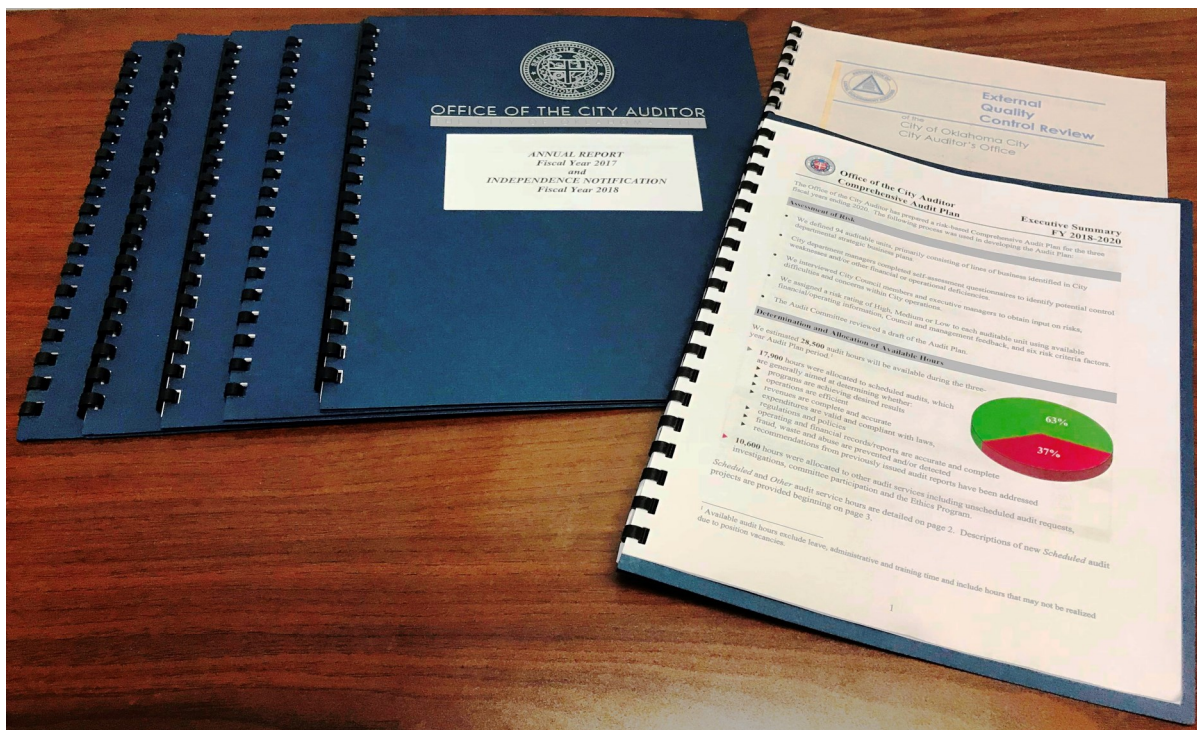
POSITION HISTORY



To review performance information, please see the attached supplemental performance report or visit our website: www.okc.gov/performance.

MAJOR BUDGET CHANGES

City Auditor Major Budget Changes		Amount	Positions
1.	Changes in personnel related costs such as salaries, merit, retirement, health insurance, and other benefits	\$76,388	0.00
2.	Reduces budget to the Audit Services program for contracted IT audit services.	(\$32,500)	0.00



EXPENDITURES

Summary of Expenditures by Purpose	FY23 Actual	FY24 Adopted Budget	FY25 Adopted Budget	Percent Change
Operating Expenditures				
Administration	\$75,789	\$85,049	\$91,061	7.07%
Audit Services	1,206,209	1,370,482	1,407,358	2.69%
Ethics Assurance	62,706	61,123	64,743	5.92%
Total Operating Expenditures	\$1,344,704	\$1,516,654	\$1,563,162	3.07%

Summary of Expenditures by Funding Source	FY23 Actual	FY24 Adopted Budget	FY25 Adopted Budget	Percent Change
General Fund	\$1,344,704	\$1,516,654	\$1,563,162	3.07%
Total All Funds	\$1,344,704	\$1,516,654	\$1,563,162	3.07%



REPORT FRAUD

(405) 297-2227

PRESERVE OUR CULTURE OF INTEGRITY

POSITIONS

Summary of Positions by Purpose	FY23 Actual	FY24 Adopted Budget	FY25 Adopted Budget	Percent Change
Administration	0.20	0.20	0.20	0.00%
Audit Services	7.45	7.45	7.45	0.00%
Ethics Assurance	0.35	0.35	0.35	0.00%
Department Total	8.00	8.00	8.00	0.00%

Summary of Positions by Funding Source	FY23 Actual	FY24 Adopted Budget	FY25 Adopted Budget	Percent Change
General Fund	8.00	8.00	8.00	0.00%
Department Total	8.00	8.00	8.00	0.00%



CITY AUDITOR LINES OF BUSINESS

ADMINISTRATION

The Executive Leadership Program provides planning, management, administrative and reporting services to department employees and City leaders so they can achieve strategic goals and key results.

Administration Positions and Budget

Program	FY23		FY24		FY25	
	Adopted Positions	Actual Expenses	Adopted Positions	Adopted Budget	Adopted Positions	Adopted Budget
Executive Leadership	0.20	\$75,789	0.20	\$85,049	0.20	\$91,061
Line of Business Total	0.20	\$75,789	0.20	\$85,049	0.20	\$91,061

AUDIT SERVICES

The Audit Services Program provides scheduled (proactive) and unscheduled (responsive) audit, investigative and advisory services to City Council and other City decision makers so they can have timely and useful information to address policy and operational opportunities and/or deficiencies.

Audit Services Positions and Budget

Program	FY23		FY24		FY25	
	Adopted Positions	Actual Expenses	Adopted Positions	Adopted Budget	Adopted Positions	Adopted Budget
Audit Services	7.45	\$1,206,209	7.45	\$1,370,482	7.45	\$1,407,358
Line of Business Total	7.45	\$1,206,209	7.45	\$1,370,482	7.45	\$1,407,358

ETHICS ASSURANCE

The Ethics Assurance Program provides ethics reporting and advisory services to City decision makers, so they can detect and quickly address all reported cases of fraud, waste, abuse, and significant policy violations.

Ethics Assurance Positions and Budget

Program	FY23		FY24		FY25	
	Adopted Positions	Actual Expenses	Adopted Positions	Adopted Budget	Adopted Positions	Adopted Budget
Ethics Assurance	0.35	\$62,706	0.35	\$61,123	0.35	\$64,743
Line of Business Total	0.35	\$62,706	0.35	\$61,123	0.35	\$64,743