


PUBLIC NOTICE

The following is a summary of relevant financial information for Increment District Numbers One and Seven, City of Oklahoma City for the reporting period ending June 30, 2015. The report is available for public inspection during business hours in the office of the City Clerk, Walker, Oklahoma City Oklahoma or via the web at www.okc.gov

Frances Kersey
Frances Kersey, City Clerk



**TAX INCREMENT DISTRICT #1 & #7
ANNUAL REPORT**

As of June 30, 2015

TIF #1 & #7 finished FY 2014/2015 with six projects that are completed, under construction, or under design. Current projects and their allocations are as follows:

- Bio-Pharmaceutical Manufacturing Facilities \$6,500,000
- Expansion of the Dean A McGee Institute \$3,000,000
- Presbyterian Health Foundation Research Park Parking Facilities \$10,600,000
- Acquisition of Mobile Incubator Site in the Presbyterian Health Foundation Research Park \$1,337,403
- Embassy Suites Hotel Development \$350,000
- G.E. Global Research Center Parking Garage \$3,425,000

ASSESSED VALUE TIF #1

Base Assessed Value	\$11,074,303
Increment Assessed Value	<u>\$14,792,514</u>
Total Assessed Tax and Base and Increment	\$25,866,817
Increment Change in Value from Prior Year	\$(9,606,118) †
% Change in Value from Prior Year	(39.37) %

ASSESSED VALUE TIF #7

Base Assessed Value	\$655,612
Increment Assessed Value	<u>\$(25,817)</u>
Total Assessed Tax and Base and Increment	\$629,795
Increment Change in Value from Prior Year	\$141,737
% Change in Value from Prior Year	84.59 %

TIF #1 & #7 FINANCIAL REPORT AS OF JUNE 30, 2015

	Fiscal Year to Date	Total to Date
TIF Related Revenues		
Ad Valorem Taxes	\$ 2,929,469	\$ 27,788,329
Interest Collected	143	231,257
	<u>2,929,612</u>	<u>28,019,586</u>
TIF Related Expenditures		
Bioscience Development & Improvements	1,190,780	11,692,058
Public Parking & Related Public Improvements	-	14,521,906
Implementation & Administration of Project Plan	34,698	1,458,007
Other Project Redevelopment Activity Costs†	85,910	539,230
Other Expenditures		
Debt service - Principal	777,754	7,978,581
Debt service - Interest	76,716	4,642,416
	<u>\$ 2,165,858</u>	<u>\$ 40,832,198</u>

Outstanding Debt as of June 30, 2015 \$5,792,528

NOTE: Amounts are unaudited and subject to adjustment and/or reclassification

TIF #1 PROJECT BUDGET EXPENDITURES AS OF JUNE 30, 2015

	Budget TIF #1	FY 14/15 Expenditures	Prior Period Expenditures	Total Expenditures
Bioscience Development & Improvements	\$ 22,000,000	\$ 949,687	\$ 10,501,278	\$ 11,450,965
Public Parking & Related Public Improvements	23,000,000	-	14,521,906	14,521,906
Implementation & Administration of Project Plan	2,000,000	34,698	1,423,309	1,458,007
Totals	<u>\$ 47,000,000</u>	<u>\$ 984,385</u>	<u>\$ 26,446,493</u>	<u>\$ 27,430,878</u>

TIF #7 PROJECT BUDGET EXPENDITURES AS OF JUNE 30, 2015††

	Budget TIF #7	FY 14/15 Expenditures	Prior Period Expenditures	Total Expenditures
Bioscience Development & Improvements	\$ 4,000,000	\$ 241,093	\$ -	\$ 241,093
Public Parking & Related Public Improvements	5,000,000	-	-	-
Implementation & Administration of Project Plan	1,000,000	-	-	-
Other Project Redevelopment Activity Costs†	11,000,000	85,912	453,318	539,230
Totals	<u>\$ 21,000,000</u>	<u>\$ 241,093</u>	<u>\$ 453,318</u>	<u>\$ 780,323</u>

OTHER INFORMATION

Increment District #1 Creation Date January 5, 1993
Increment District #1 Expiration Date June 30, 2022 (extended due to litigation)

Increment District #7 Creation Date August 1, 2006
Increment District #7 Expiration Date June 30, 2032

Plan Implementation – Oklahoma City Redevelopment Authority (OCRA), J. Larry Nichols – Chairman
Board of Trustees

† Beginning in 2015, PILOTs (payments in lieu of taxes) were billed directly by OCRA instead of the county assessor. FY 2015 amounts directly billed totaled \$1,201,802.

†† Pursuant to the Oklahoma Health Center Economic Development Project Plan, as Amended, advances, guaranties, loans, and repayments are authorized between Increment Districts No. 1 and No. 7, provided that the aggregate budgets for the respective increment districts are not exceeded, and such may also be financed by the apportionment of tax increments from the increment districts

PUBLIC NOTICE

The following is a summary of relevant financial information for Increment District Number Two & Three, City of Oklahoma City for the reporting period ending June 30, 2015. The report is available for public inspection during business hours in the office of the City Clerk, 500 Walker, Oklahoma City Oklahoma or via the web at www.okc.gov

Frances Kersey
Frances Kersey, City Clerk



TAX INCREMENT DISTRICT #2 & #3 ANNUAL REPORT

As of June 30, 2015

TIF # 2 & #3 finished FY 2014/2015 with eighteen projects that are either under construction or under design. Current projects and their allocations are as follows:

Projects Under Construction

1. Level West #2 (Mosaic)
2. Cottage District Alleyways
3. Downtown Sidewalks
4. Bricktown Infrastructure
5. Journal Record Building & Garage
6. 21c Hotel
7. 4th Street Apartments Phase 2
8. Century Center Mixed Commercial
9. Mideke Commercial Office Building
10. Rock Island Plow Commercial Building
11. Steelyard
12. 10th & Shartel (Lift)

Projects Under Design

1. Capitol Hill Library Expansion & Renovation
2. I-89 Administration and Emerson School
3. OCCC Capitol Hill
4. Quiet Zone
5. Criterion Performing Arts Center
6. Underground HVAC

ASSESSED VALUE

Base Assessed Value	\$68,800,264
Increment Assessed Value	<u>\$89,031,070</u>
Total Assessed Tax and Base and Increment	\$157,831,334
Direct Increment Change in Value from Prior Year	\$3,680,783
% Change in Value from Prior Year	10.87%
InDirect Increment Change in Value from Prior Year	\$3,750,175
% Change in Value form Prior Year	7.85%

FINANCIAL REPORT AS OF JUNE 30, 2015

	Fiscal Year to Date	Total to Date
Revenues		
Ad Valorem Taxes	\$7,503,597.79	\$42,294,539.18
Skirvin Sales Taxes - State Match	\$397,293.79	\$2,777,710.94
Skirvin Sales Taxes	\$397,293.79	\$2,777,710.95
Miscellaneous Revenue	\$156.60	\$2,710.27
Investment Income	\$7,919.97	\$311,459.84
Loan Proceeds	<u>\$6,580,430.00</u>	<u>\$36,580,430.00</u>
Total Revenues	\$14,886,691.94	\$84,744,561.18
Expenditures		
Administration - ED0200	\$185,247.73	\$979,997.40
Debt Service on LT Note - ED0200	\$4,125,950.26	\$22,001,967.75
Payoff of OCPPA Line of Credit - ED0200	\$0.00	\$20,052,311.07
Skirvin Hotel - ED0201	\$0.00	\$1,054.35
Canal Extension - ED0202	\$0.00	\$670.58
Film District - ED0204	\$0.00	\$230,673.06
Streetscape Master Plan - ED0211	\$0.00	\$24,474.77
Regatta Park Land Acquisition - ED0213	\$0.00	\$2,280,016.11
Regatta Park Shoreline Improvements - ED0214	\$0.00	\$2,439,648.86
Core to Shore Land Acquisition - ED0215	\$0.00	\$4,999,313.38
Quiet Zone - ED0217	\$1,400,000.00	\$1,400,000.00
Triangle Phase 1 - ED0218	\$0.00	\$318,507.16
Metro Tech - ED0219	\$0.00	\$431,759.95
Block 42 - ED0220	\$0.00	\$10,502.73
The Hill - ED0221	\$0.00	\$10,880.55
Midtown HC # 1 - ED0222	\$0.00	\$1,000,500.00
St Anthony - ED0223	\$0.00	\$9,026.34
City Center - ED0225	\$1,250,000.00	\$1,250,000.00
4th Street Apartments - ED0226	\$1,000,000.00	\$1,000,000.00
Midtown HC # 2 - ED0227	\$1,100,000.00	\$1,100,000.00
Carnegie Center - ED0228	\$370,000.00	\$370,000.00
Midtown Garage - ED0231	\$3,000,000.00	\$3,000,000.00
COTPA Parking Garage Renovation - ED0234	\$1,000,000.00	\$1,000,000.00
Myriad Garden Foundation - ED0235	\$0.00	\$2,750,000.00
Oklahoma County Parking Garage - ED0236	\$521,341.00	\$1,240,910.88
Bricktown Infrastructure - ED0237	\$515,258.00	\$557,317.47
Downtown Sidewalk - ED0238	\$5,000.00	\$5,000.00
Cottage District Alley - ED0239	\$625,094.22	\$676,572.31
Downtown Elementary - ED0242	\$0.00	\$1,500,000.00
21c Hotel - ED0243	\$3,300,000.00	\$3,300,000.00
Capitol Hill Library - ED0245	\$300,000.00	\$300,000.00
Steelyard - ED0250	\$1,000,000.00	\$1,000,000.00
OCU Law School - ED0251	<u>\$500,000.00</u>	<u>\$500,000.00</u>
Total Expenditures	\$20,197,891.21	\$75,741,104.72
Outstanding Encumbrances		\$249,385.62
Funds Available		\$8,754,070.84
Outstanding Debt as of June 30, 2015	\$25,595,376.69	

NOTE: Amounts are unaudited and subject to adjustment and/or reclassification

PROJECT BUDGET ALLOCATION AS OF JUNE 30, 2015

	Budget	Total Budget Allocations	Balance of Budget
Residential	\$35,000,000	\$25,340,740	\$9,659,260
Hotel/Retail/Commercial	\$45,000,000	\$34,479,760	\$10,520,240
Public Schools	\$7,000,000	\$6,000,000	\$1,000,000
Public Parking	\$9,000,000	\$2,250,000	\$6,750,000
Other Public Development Costs	\$25,000,000	\$17,541,760	\$7,458,240
Skirvin Hotel Sales Tax Allocation	<u>\$5,000,000</u>	<u>\$5,000,000</u>	<u>\$0</u>
	\$126,000,000	\$90,612,260	\$35,387,740

PROJECT BUDGET EXPENDITURES AS OF JUNE 30, 2015

	Current Budget Allocations	FY 14/15 Expenditures	Prior Period Expenditures	Total Expenditures
Residential	\$25,340,740	\$4,845,334	\$8,568,676	\$13,414,010
Hotel/Retail/Commercial	\$34,479,760	\$7,820,018	\$10,097,824	\$17,917,842
Public Schools	\$6,000,000	\$0	\$1,500,000	\$1,500,000
Public Parking	\$2,250,000	\$1,521,341	\$357,396	\$1,878,737
Other Public Development Costs	\$17,541,760	\$1,700,000	\$15,446,703	\$17,146,703
Skirvin Hotel Sales Tax Allocation	<u>\$5,000,000</u>	<u>\$0</u>	<u>\$5,000,000</u>	<u>\$5,000,000</u>
	\$90,612,260	\$15,886,693	\$40,970,599	\$56,857,292
Administrative Costs	N/A	\$185,248	\$812,750	\$997,997
Debt Service Payments	N/A	\$4,125,950	\$13,759,865	\$17,885,815
Totals		\$20,197,891	\$55,543,214	\$75,741,105

OTHER INFORMATION

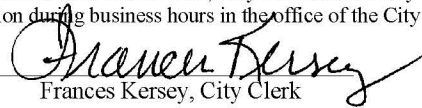
Increment District #2 Creation Date March 7, 2000
 Increment District #2 Expiration Date June 30, 2027


Increment District #3 Creation Date July 7, 2004
 Increment District #3 Expiration Date June 30, 2030

Plan Implementation – Oklahoma City Economic Development Trust, James D. Couch – General Manager

PUBLIC NOTICE

The following is a summary of relevant financial information for Increment District Number Four & Five, City of Oklahoma City for the reporting period ending June 30, 2015. The report is available for public inspection during business hours in the office of the City Clerk Walker, Oklahoma City Oklahoma or via the web at www.okc.gov


Frances Kersey, City Clerk



TAX INCREMENT DISTRICT #4 & #5 ANNUAL REPORT

As of June 30, 2015

TIF #4 & #5 finished FY 2014/2015 with the no active projects.

ASSESSED VALUE

Base Assessed Value	\$2,436,826
Increment Assessed Value	<u>\$7,661,256</u>
Total Assessed Value	\$10,098,082
Increment Change in Value from Prior Year	\$50,113
% Change in Value form Prior Year	0.66%

FINANCIAL REPORT AS OF JUNE 30, 2015

	Fiscal Year to Date	Total to Date
Revenues		
Ad Valorem Taxes	\$887,268.32	\$6,549,342.49
Dell Payroll Sales Taxes	\$300,188.96	\$2,251,732.07
Dell Payroll Sales Taxes - State Match	\$0.00	\$1,947,630.57
Refund from Federal Government	\$0.00	\$1,006,541.00
Transfer from Bond Fund	\$0.00	\$386,742.15
Transfer from Drainage Fund	\$0.00	\$2,000,000.00
Transfer from General Fund	\$0.00	\$3,000,000.00
Payment from OKC -OCEDT	\$431.64	\$431.64
Transfer from OCPPA - General Purpose	\$0.00	\$51,653.69
Investment Income	\$506.60	\$187,103.14
Loan Proceeds	\$0.00	\$11,486,977.00
Total Revenues	<u>\$1,188,395.52</u>	<u>\$28,868,153.75</u>
Expenditures		
Administration	\$56,918.06	\$697,222.93
Transfer to OCPPA - General Purpose	\$431.64	\$52,085.33
Debt Service	\$1,250,000.00	\$9,171,162.46
Dell Project (ED0402)	\$0.00	\$17,113,615.39
Shoreline Improvements (ED0403)	\$82,324.00	\$1,441,092.22
Total Expenditures	<u>\$1,389,673.70</u>	<u>\$28,475,178.33</u>
Funds Available		\$384,313.18
Contracts Outstanding		\$8,662.24
Outstanding Debt as of June 30, 2015		\$4,811,479.68

NOTE: Amounts are unaudited and subject to adjustment and/or reclassification

PROJECT BUDGET ALLOCATION AS OF JUNE 30, 2015

	Budget	Total Budget Allocation	Balance of Budget
Site Acquisition & Remediation	\$14,878,000	\$14,878,000	\$0
Infrastrucutre Imprpovements	\$10,000,000	\$10,000,000	\$0
Disposition	\$925,000	\$925,000	\$0
Adminstration	\$750,000	\$750,000	\$0
Contingency	<u>\$1,650,000</u>	<u>\$1,650,000</u>	<u>\$0</u>
	\$28,203,000	\$28,203,000	\$0

PROJECT BUDGET EXPENDITURES AS OF JUNE 30, 2015

	Current Budget Allocations	FY 14/15 Expenditures	Prior Period Expenditures	Total Expenditures
Site Acquisition & Remediation	\$14,878,000	\$0	\$10,146,394	\$10,146,394
Infrastructure Improvements	\$10,000,000	\$82,324	\$8,229,328	\$8,311,652
Disposition	\$925,000	\$0	\$556,000	\$556,000
Contingency	<u>\$1,650,000</u>	<u>\$0</u>	<u>\$0</u>	<u>\$0</u>
	\$27,453,000	\$82,324	\$18,931,722	\$19,014,046
Administrative Costs	N/A	\$57,350	\$241,283	\$298,633
Debt Service Payments	N/A	\$1,250,000	\$7,921,162	\$9,171,162
		\$1,389,674	\$27,094,167	\$28,483,841

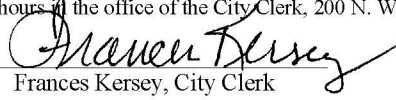
OTHER INFORMATION


Increment District #4 Creation Date	March 29, 2005
Increment District #4 Expiration Date	June 30, 2031
Increment District #5 Creation Date	March 29, 2005
Increment District #5 Expiration Date	June 30, 2031

Plan Implementation – Oklahoma City Economic Development Trust, James D. Couch – General Manager

PUBLIC NOTICE

The following is a summary of relevant financial information for Increment District Number Six, City of Oklahoma City for the reporting period ending June 30, 2015. The report is available for public inspection during business hours in the office of the City Clerk, 200 N. Walker, Oklahoma City Oklahoma or via the web at www.okc.gov


Frances Kersey, City Clerk



TAX INCREMENT DISTRICT #6 ANNUAL REPORT

As of June 30, 2015

TIF # 6 finished FY 2014/2015 with no activity. Since its inception, the District has had one project that supported the residential development known as Las Rosas.

ASSESSED VALUE

Base Assessed Value	\$61,807
Increment Assessed Value	<u>\$452,965</u>
Total Assessed Tax and Base and Increment	\$514,772
Increment Change in Value from Prior Year	\$88,413
% Change in Value form Prior Year	24.25%

FINANCIAL REPORT AS OF JUNE 30, 2015

	Fiscal Year to Date	Total to Date
Revenues		
Ad Valorem Taxes	\$52,031.50	\$200,879.86
Investment Income	\$18.10	\$3,859.53
Misc Revenue - Developer Contribution	\$0.00	\$98,527.20
Loan Proceeds	\$0.00	\$1,017,000.00
Payment from OCEDT	\$139.20	\$139.20
Transfer from OCPPA General	\$0.00	\$65,895.52
Transfer from City/Schools Use Tax	\$0.00	\$1,031,652.51
Total Revenues	<u>\$52,188.80</u>	<u>\$2,417,953.82</u>
Expenditures		
Professional Services - Legal	\$0.00	\$49,879.59
Advertising	\$139.20	\$307.40
Administrative Chargebacks	\$0.00	\$13,429.15
Loan Principal and Interest Pmts	\$0.00	\$1,138,133.81
Transfer to City & Schools Use Tax	\$41,929.62	\$148,561.62
Construction-Public Improvements	\$0.00	\$1,015,578.10
Total Expenditures	<u>\$42,068.82</u>	<u>\$2,365,889.67</u>
Outstanding Encumbrances		\$0.00
Funds Available		\$52,064.15

NOTE: Amounts are unaudited and subject to adjustment and/or reclassification

PROJECT BUDGET ALLOCATION AS OF JUNE 30, 2015

	Budget	Total Budget Allocation	Balance of Budget
Site Preparation & Improvements	\$2,750,000	\$2,750,000	\$0
Site Planning, Approval and Implementation	\$100,000	\$100,000	\$0
Administration	\$200,000	\$200,000	\$0
Contingency	<u>\$50,000</u>	<u>\$50,000</u>	<u>\$0</u>
	\$3,100,000	\$3,100,000	\$0

PROJECT BUDGET EXPENDITURES AS OF JUNE 30, 2015

	Current Budget Allocations	FY 14/15 Expenditures	Prior Period Expenditures	Total Expenditures
Site Preparation & Improvements	\$2,750,000	\$0	\$1,015,578	\$1,015,578
Site Planning, Approval and Implementation	\$100,000	\$0	\$49,880	\$49,880
Administration	\$200,000	\$0	\$13,429	\$13,429
Contingency	<u>\$50,000</u>	<u>\$0</u>	<u>\$0</u>	<u>\$0</u>
	\$3,100,000	\$0	\$1,078,887	\$1,078,887
Administrative Costs	N/A	\$139	\$168	\$307
Debt Service Payments	N/A	\$41,930	\$1,286,695	\$1,286,695
		\$42,069	\$2,365,751	\$2,365,890

OTHER INFORMATION


Increment District #6 Creation Date October 18, 2005
 Increment District #6 Expiration Date June 30, 2031

Plan Implementation – Oklahoma City Public Property Authority, James D. Couch – General Manager

PUBLIC NOTICE

The following is a summary of relevant financial information for Increment District Number Eight, City of Oklahoma City for the reporting period ending June 30, 2015. The report is available for public inspection during business hours in the office of the City Clerk, 200 North Oklahoma City Oklahoma or via the web at www.okc.gov

Frances Kersey
Frances Kersey, City Clerk



**TAX INCREMENT DISTRICT #8
ANNUAL REPORT**

As of June 30, 2015

TIF # 8 finished FY 2014/2015 with over thirty projects that were complete, under design or under construction. Contracts awarded to date are as follows: Oklahoma County Annex Building Renovation \$4,000,000 (Allocation February 26, 2013)

- The Oklahoma Publishing Company \$1,500,000 (Allocation February 26, 2013)
- A&E Services for Streetscape #6 – Tetra Tech (Award February 26, 2013)
- A&E Services for Streetscape #7 – Smith Roberts (Award February 26, 2013)
- Oklahoma County Jail Sewer Rehabilitation \$1,000,000 (Award August 27, 2013)
- Streetscape Package 6A (Dean A. McGee from N. Robinson to Broadway, NW 4th & Robinson intersection, Robinson from Park to Dean a McGee, Robert S. Kerr from Harvey to Broadway. Rudy Construction (Award October 8, 2013)
- McGee Center Lobby Renovations – Silvercliffe Construction (Award March 25, 2014)

ASSESSED VALUE

Base Assessed Value	\$0
Increment Assessed Value	<u>\$80,716,160</u>
Total Assessed Tax and Base and Increment	\$80,716,160
Increment Change in Value from Prior Year	(\$3,266,277)
% Change in Value from Prior Year	-3.89%

FINANCIAL REPORT AS OF JUNE 30, 2015

	Fiscal Year to Date	Total to Date
Revenues		
Ad Valorem Taxes	\$11,304,121.82	\$23,627,251.61
Devon Construction Sales Taxes	\$0.00	\$4,712,292.35
Devon Construction Sales Taxes - State Match	\$947,964.00	\$4,712,292.35
TIF # 8 Apportionment Bonds - Series 2013A*	\$0.00	\$116,445,000.00
TIF # 8 Apportionment Bonds - Series 2013B*	\$0.00	\$26,295,445.40
Reimbursement - Myriad Gardens Foundation	\$0.00	\$50,000.00
Miscellaneous	\$133.64	\$21,970.18
Investment Income	\$4,523.69	\$110,646.82
Devon Interim Loan	<u>\$0.00</u>	<u>\$82,650,000.00</u>
Total Revenues	\$12,256,743.15	\$258,624,898.71

Expenditures	Fiscal Year to Date	Total to Date
Administration - ED0800	\$285,456.12	\$3,180,040.66
Refunding of Interim Note - ED0800	\$0.00	\$92,918,166.11
Bond Issue/Debt Service Costs - ED0800	\$9,788,055.96	\$31,484,807.12
Streetscape Design - ED0810	\$0.00	\$6,918,699.38
Myriad Gardens Design - ED0811	\$0.00	\$3,989,572.42
COTPA Bond Defeasance - ED0812	\$0.00	\$6,360,000.00
COTPA Dock Relocation - ED0813	\$0.00	\$4,026,460.94
Streetscape - Smith Roberts Engineering - ED0814	\$0.00	\$1,413,110.78
Streetscape - MacArthur Engineering - ED0815	\$0.00	\$736,357.10
Streetscape - Johnson Engineering - ED0816	\$0.00	\$931,472.00
Streetscape - Tetra Tech Engineering - ED0817	\$0.00	\$1,032,824.94
Streetscape - Myers Engineering - ED0818	\$0.00	\$446,753.26
Myriad Gardens Renovation - ED0819	\$0.00	\$21,825,932.24
Myriad Gardens Structures - ED0820	\$5,522.00	\$14,948,225.50
Streetscape - Cardinal Engineering - ED0821	\$0.00	\$612,336.78
Streetscape - Coon Engineering - ED0822	\$0.00	\$517,503.50
Streetscape - Legacy Engineering - ED0823	\$0.00	\$488,135.00
Streetscape - Package # 1 - ED0824	\$12,523.21	\$1,669,226.07
Streetscape - Package # 2 - ED0825	\$42,663.21	\$5,034,264.74
City Hall Lawn - ED0826	\$256,931.68	\$293,794.43
Streetscape - Package # 3 - ED0827	\$23,437.80	\$3,906,148.96
Streetscape - Package # 4 - ED0828	\$161,639.95	\$3,593,460.35
Streetscape - Package # 5 - ED0829	\$12,038.50	\$3,737,270.77
Streetscape - Package # 6 - ED0830	\$378,275.65	\$1,569,771.68
Streetscape - Package # 7 - ED0831	\$1,420,159.05	\$2,285,396.35
Bicentennial Park - ED0833	\$633.21	\$1,991,595.76
Myriad Garden Foundation - ED0835	\$0.00	\$1,457,342.28
Pedestrian Linkage (External) - ED0836	\$189,045.55	\$236,105.55
Pedestrian Linkage (Internal) - ED0837	\$0.00	\$822,955.00
Arena/Reno Plaza - ED0838	\$0.00	\$34,090.00
Parking Meters Package 1-3 ED0839	\$0.00	\$781,250.00
Traffic Lighting - Packages 1-3 - ED0840	\$0.00	\$1,104,800.97
Misc. Infrastructure - ED0841	\$0.00	\$1,345,131.41
Traffic Signal Poles - ED0842	\$416,583.38	\$1,010,841.73
McGee Lobby Renovations - ED0843	\$116,480.99	\$330,596.74
Streetscape - Package #6B - ED0844	\$1,313.28	\$11,509.69
Traffic Signal Warranty Analysis= ED0845	\$1,000.00	\$7,800.00
Traffic Striping - ED0846	\$319,649.71	\$319,697.44
Streetscape Amenities Placement - ED0847	\$15,000.00	\$15,000.00
Myriad Gardens Capital Expenditures - ED0848	\$275,000.00	\$275,000.00
Streetscape - Package #7B - ED0849	\$492,731.66	\$492,731.66
Sidewalk Repair Montgomery - ED0850	\$7,930.00	\$7,930.00
Oklahoma County Annex - ED0851	\$0.00	\$2,250,000.00
OPUBCO - ED0852	\$1,500,000.00	\$1,500,000.00
Oklahoma County Jail Sewer Rehab - ED0853	\$1,009,256.28	\$1,009,256.28
Myriad Gardens Ice Rink Modifications - ED0854	\$0.00	\$20,245.00
Myriad Gardens Restaurant - ED0855	\$0.00	\$218,931.00
Myriad Gardens Lights - ED0856	<u>\$0.00</u>	<u>\$18,030.00</u>
Total Expenditures	\$16,731,327.19	\$229,180,571.59
Funds Available		\$19,294,778.63
Outstanding Contract Amounts	\$10,149,548.49	
Outstanding Debt as of June 30, 2015	\$129,850,000.00	

* Amount includes gross bond proceeds that include funds for capitalized interest and bond reserve funds.

PROJECT BUDGET ALLOCATION AS OF JUNE 30, 2015

	Budget	Total Budget Allocation	Balance of Budget
Redevelopment Framework	\$121,000,000	\$121,000,000	\$0
Other Economic Development	\$24,000,000	\$1,500,000	\$22,500,000
Other Taxing Jurisdictions	<u>\$12,000,000</u>	<u>\$5,000,000</u>	<u>\$7,000,000</u>
	\$157,000,000	\$127,500,000	\$29,500,000

PROJECT BUDGET EXPENDITURES AS OF JUNE 30, 2015

	Current Budget Allocations	FY 14/15 Expenditures	Prior Period Expenditures	Total Expenditures
Redevelopment Framework	\$121,000,000	\$4,148,559	\$80,002,254	\$96,838,302
Other Economic Development	\$1,500,000	\$1,500,000	\$0	\$1,500,000
Other Taxing Jurisdictions	<u>\$5,000,000</u>	<u>\$1,009,256</u>	<u>\$2,250,000</u>	<u>\$3,259,256</u>
	\$127,500,000	\$6,657,815	\$82,252,254	\$101,597,558
Administrative Costs	N/A	\$285,456	\$2,894,585	\$3,180,041
Debt Service Payments (1)	N/A	\$9,788,056	\$114,614,917	\$124,402,973
Totals		\$16,731,327	\$199,761,756	\$229,180,572

(1) Amount reflects refunding of short term line of credit in April 2013 and long term debt

OTHER INFORMATION

Increment District #8 Ad Valorem Creation Date	December 16, 2008
Increment District #8 Ad Valorem Expiration Date	June 30, 2034
Increment District #8 Sales Tax Creation Date	December 16, 2008
Increment District #8 Sales Tax Expiration Date	June 30, 2013

Plan Implementation – Oklahoma City Economic Development Trust, James D. Couch – General Manager