



City Manager Report

The City of OKLAHOMA CITY

NO: 1032

DATE: JUNE 20, 2017

TO: THE MAYOR AND MEMBERS OF THE CITY COUNCIL

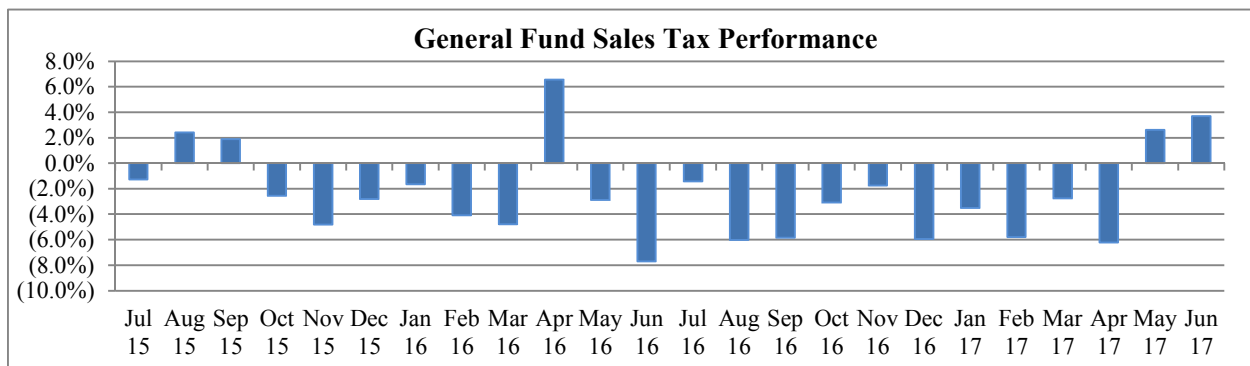
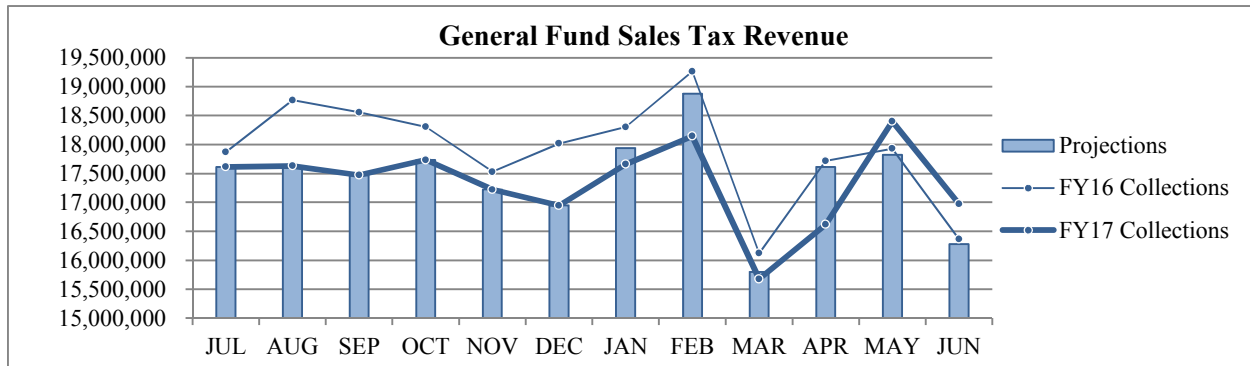
SUBJECT: JUNE 2017 SALES AND USE TAX COLLECTIONS

Combined sales and use taxes for the General Fund are \$3,544,387 or 1.4% below projections for the year.

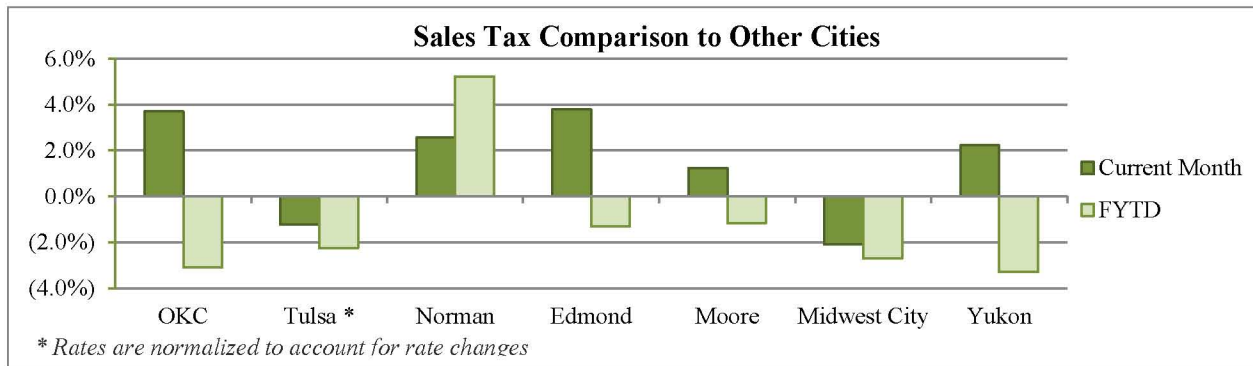
The June remittance includes actual collections for the second half of April and estimated collections for the first half of May by major taxpayers.

General Fund Sales Tax

SALES TAX PERFORMANCE (vs Projection)				SALES TAX PERFORMANCE (vs Prior Year)			
Jun 17	Projection	\$ Diff	% Change	Jun 17	Jun 16	\$ Diff	% Change
16,972,722	16,278,322	694,400	4.3%	16,972,722	16,367,011	605,712	3.7%
YTD FY16	YTD Proj	\$ Diff	% Change	YTD FY16	YTD FY15	\$ Diff	% Change
208,086,195	208,949,018	(862,823)	-0.4%	208,086,195	214,743,004	(6,656,809)	(3.1%)

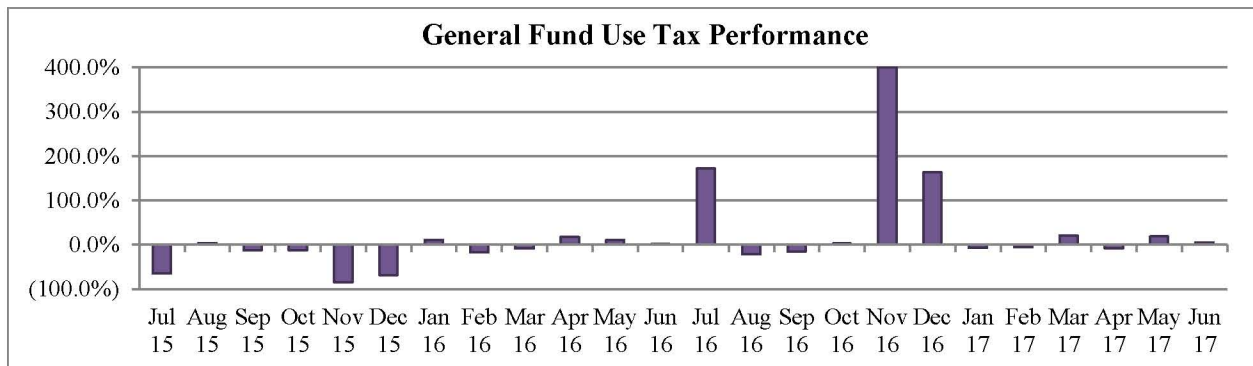
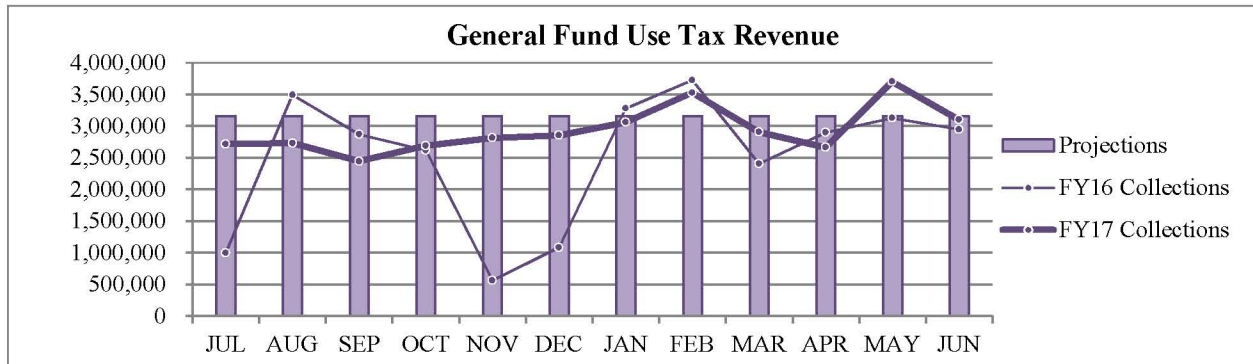


Sales Tax Comparison to Other Cities



General Fund Use Tax

USE TAX PERFORMANCE (vs Projection)				USE TAX PERFORMANCE (vs Prior Year)			
Jun 17	Projection	\$ Diff	% Change	Jun 17	Jun 16	\$ Diff	% Change
3,103,417	3,158,360	(54,943)	-1.7%	3,103,417	2,948,948	154,469	5.2%
YTD FY16	YTD Proj	\$ Diff	% Change	YTD FY16	YTD FY15	\$ Diff	% Change
35,250,776	37,900,276	(2,649,500)	-7.0%	35,250,776	30,014,720	5,236,055	17.4%



Staff is available should you have questions or require additional information.


 James D. Couch
 City Manager