



# City Manager Report

## The City of OKLAHOMA CITY

**NO: 1042**

**DATE: JULY 18, 2017**

**TO: THE MAYOR AND MEMBERS OF THE CITY COUNCIL**

**SUBJECT JULY 2017 SALES AND USE TAX COLLECTIONS**

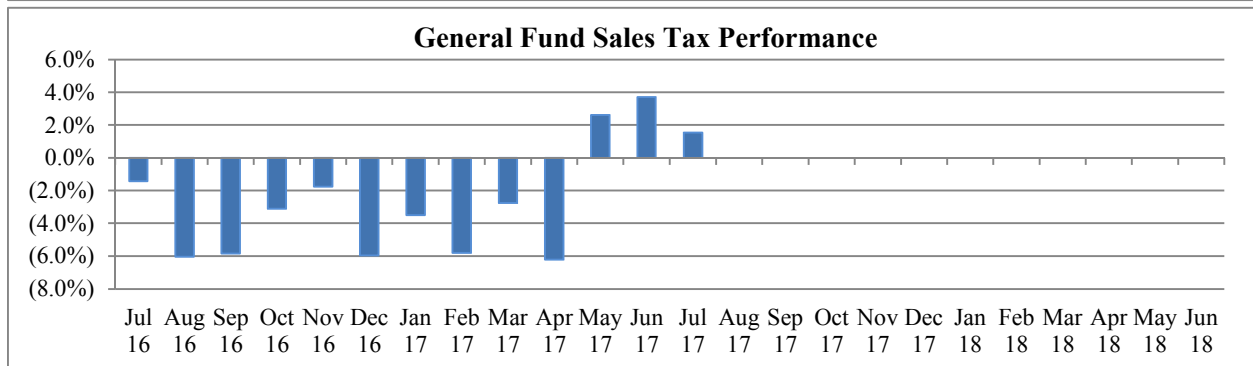
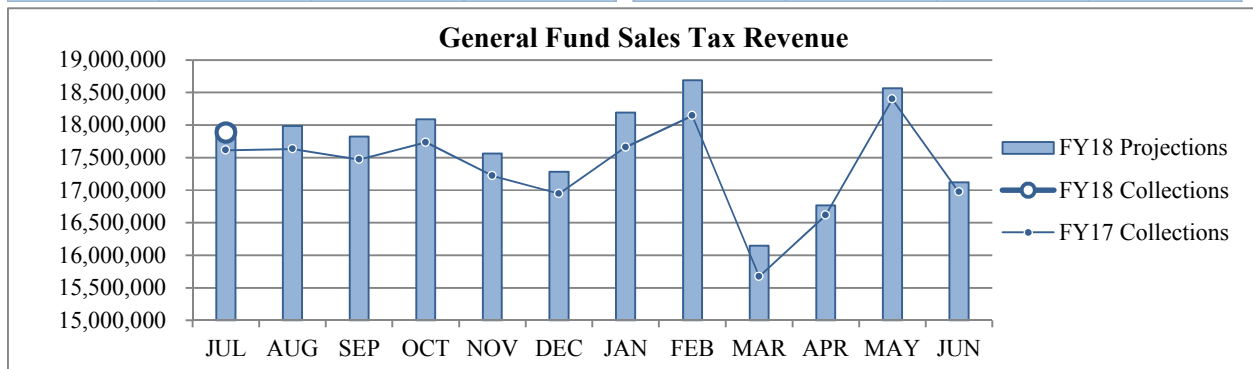
:

Combined sales and use taxes for the General Fund are \$107,914 or 0.5% above projections for the year.

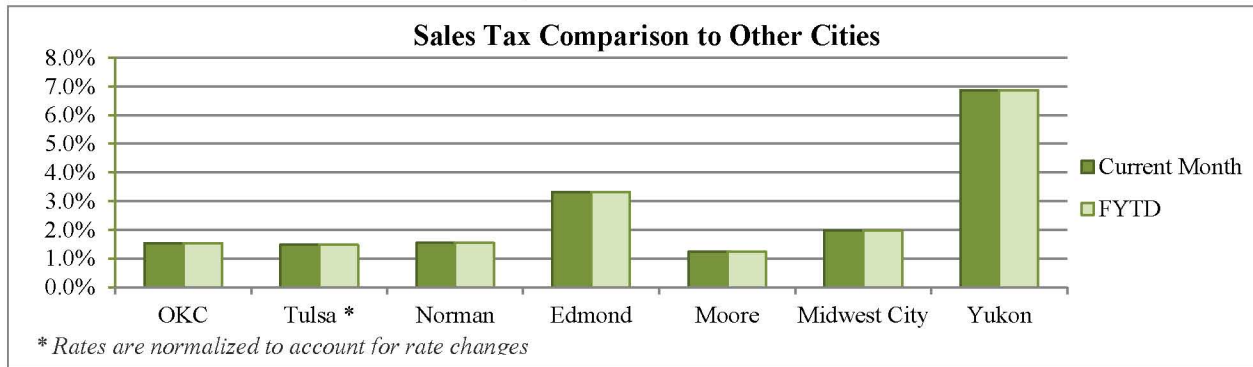
The July remittance includes actual collections for the second half of May and estimated collections for the first half of June by major taxpayers.

### General Fund Sales Tax

SALES TAX PERFORMANCE (vs Projection)				SALES TAX PERFORMANCE (vs Prior Year)			
Jul 17	Projection	\$ Diff	% Change	Jul 17	Jul 16	\$ Diff	% Change
17,885,618	17,966,793	(81,175)	(0.5%)	17,885,618	17,614,737	270,881	1.5%
YTD FY16	YTD Proj	\$ Diff	% Change	YTD FY16	YTD FY15	\$ Diff	% Change
17,885,618	17,966,793	(81,175)	(0.5%)	17,885,618	17,614,737	270,881	1.5%

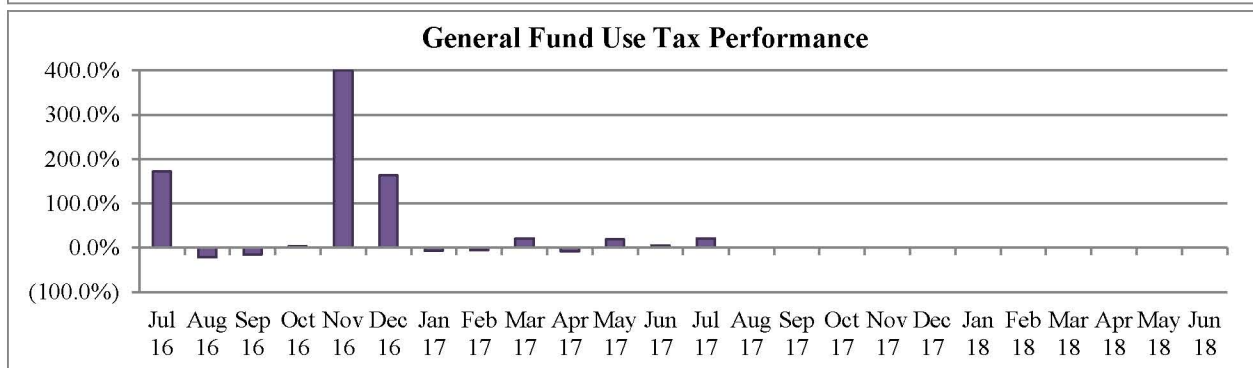
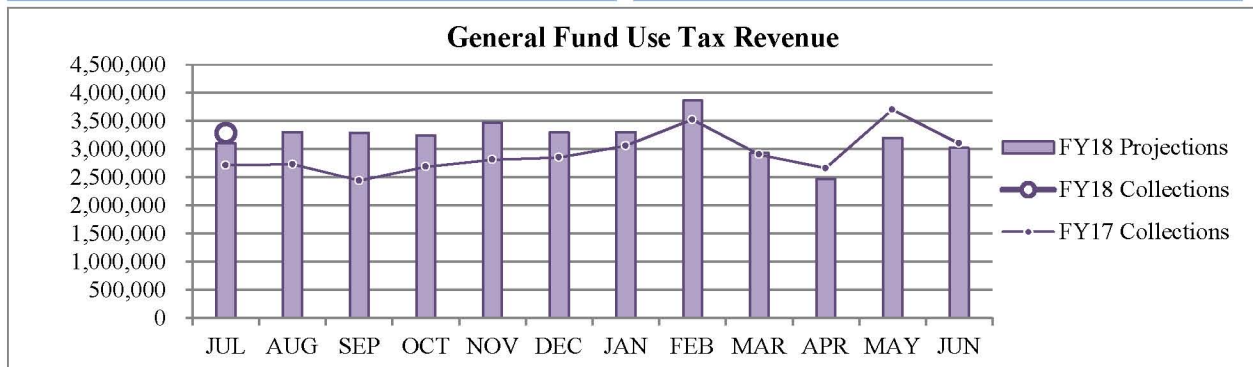


## Sales Tax Comparison to Other Cities



## General Fund Use Tax

USE TAX PERFORMANCE (vs Projection)				USE TAX PERFORMANCE (vs Prior Year)			
Jul 17	Projection	\$ Diff	% Change	Jul 17	Jul 16	\$ Diff	% Change
3,289,865	3,100,801	189,064	6.1%	3,289,865	2,715,813	574,052	21.1%
YTD FY16	YTD Proj	\$ Diff	% Change	YTD FY16	YTD FY15	\$ Diff	% Change
3,289,865	3,100,801	189,064	6.1%	3,289,865	2,715,813	574,052	21.1%



Staff is available should you have questions or require additional information.

James D. Couch  
City Manager