



City Manager Report

The City of OKLAHOMA CITY

NO: 1057

DATE: AUGUST 15, 2017

TO: THE MAYOR AND MEMBERS OF THE CITY COUNCIL

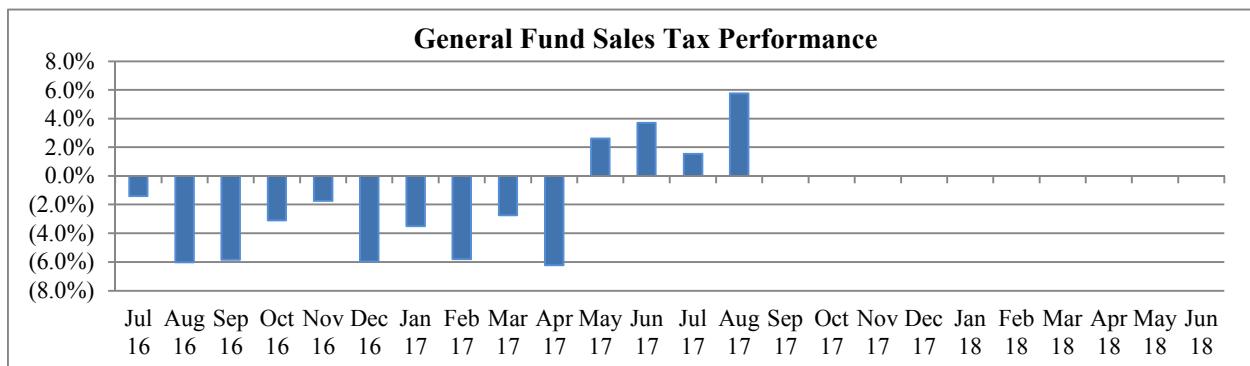
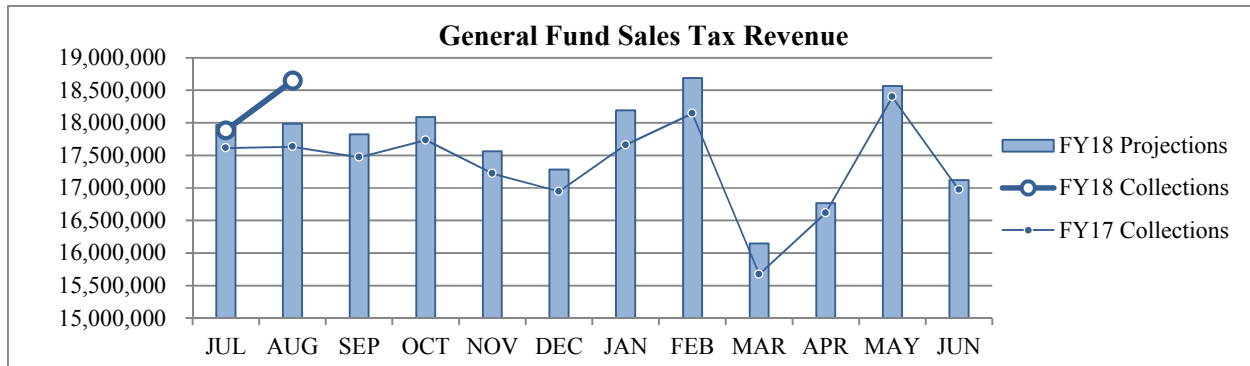
SUBJECT: AUGUST 2017 SALES AND USE TAX COLLECTIONS

Combined sales and use taxes for the General Fund are \$552,596 or 1.3% above projections for the year.

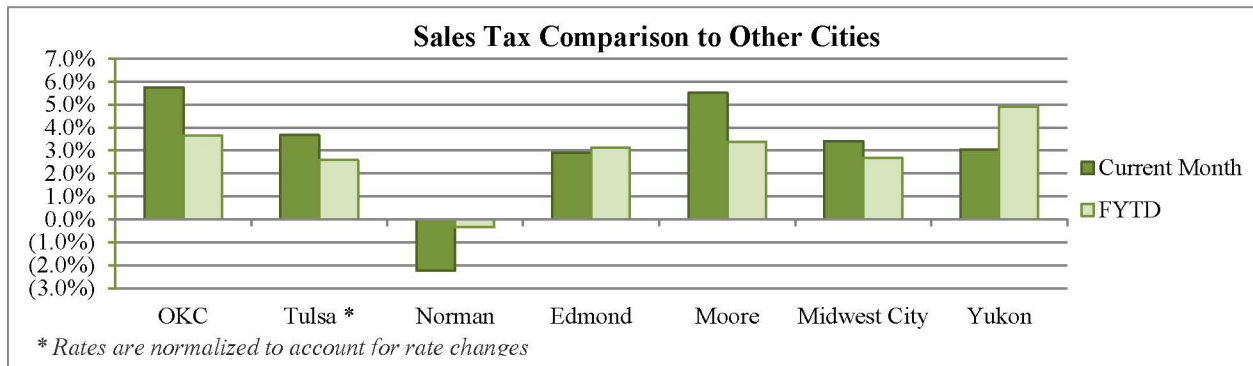
The majority of the August remittance includes actual collections for the second half of June and estimated collections for the first half of July.

General Fund Sales Tax

SALES TAX PERFORMANCE (vs Projection)				SALES TAX PERFORMANCE (vs Prior Year)			
Aug 17	Projection	\$ Diff	% Change	Aug 17	Aug 16	\$ Diff	% Change
18,647,057	17,985,610	661,447	3.7%	18,647,057	17,632,951	1,014,106	5.8%
YTD FY18	YTD Proj	\$ Diff	% Change	YTD FY18	YTD FY17	\$ Diff	% Change
36,532,701	35,952,403	580,298	1.6%	36,532,701	35,247,454	1,285,247	3.6%



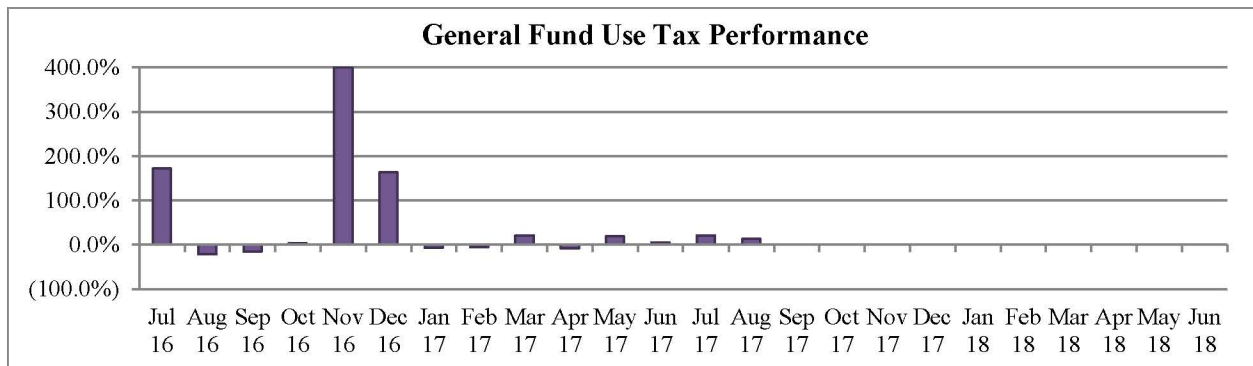
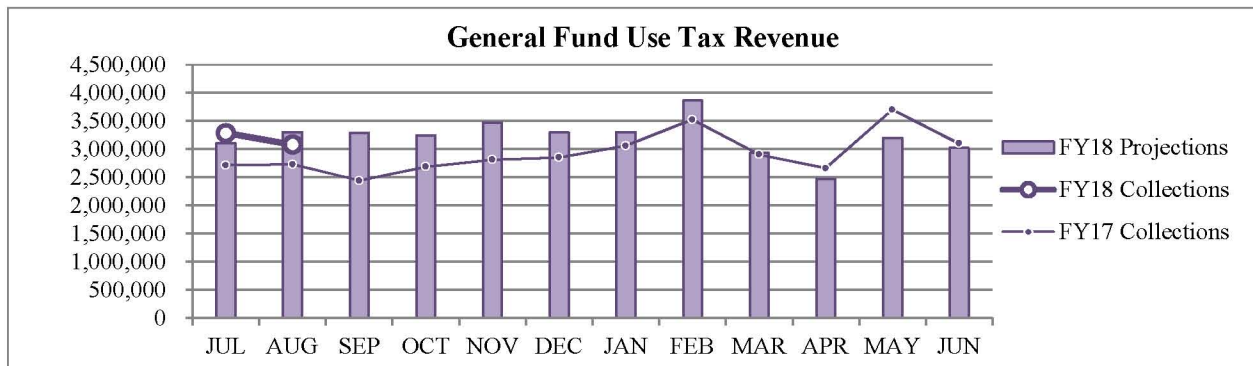
Sales Tax Comparison to Other Cities



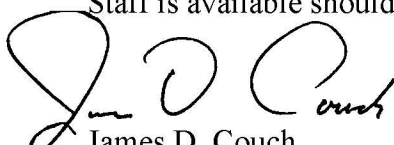
General Fund Use Tax

USE TAX PERFORMANCE (vs Projection)			
Aug 17	Projection	\$ Diff	% Change
3,082,770	3,299,536	(216,766)	(6.6%)
YTD FY18	YTD Proj	\$ Diff	% Change
6,372,635	6,400,337	(27,702)	(0.4%)

USE TAX PERFORMANCE (vs Prior Year)			
Aug 17	Aug 16	\$ Diff	% Change
3,082,770	2,732,311	350,459	12.8%
YTD FY18	YTD FY17	\$ Diff	% Change
6,372,635	5,448,128	924,507	17.0%



Staff is available should you have questions or require additional information.


 James D. Couch
 City Manager