



# City Manager Report

## The City of OKLAHOMA CITY

**NO:** 1072

**DATE:** SEPTEMBER 12, 2017

**TO:** THE MAYOR AND MEMBERS OF THE CITY COUNCIL

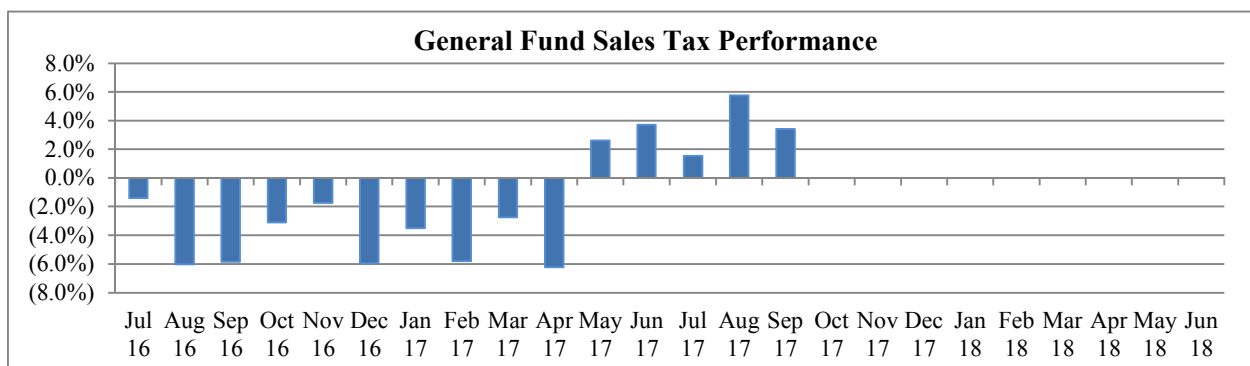
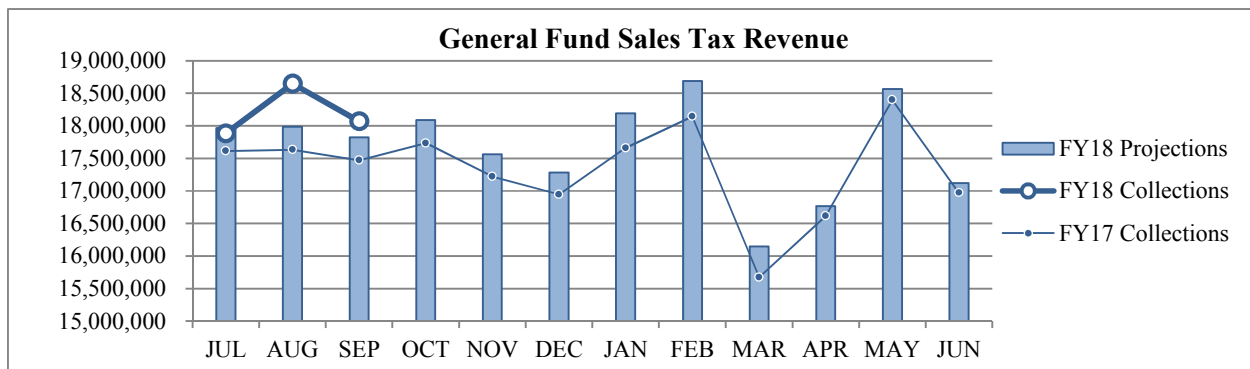
**SUBJECT:** SEPTEMBER 2017 SALES AND USE TAX COLLECTIONS

Combined sales and use taxes for the General Fund are \$556,922 or 0.9% above projections for the year.

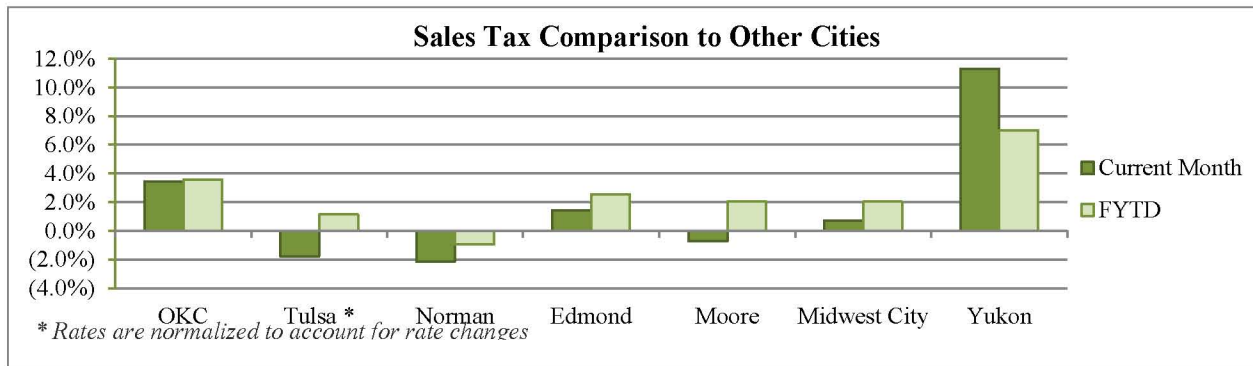
The majority of the September remittance includes actual collections for the second half of July and estimated collections for the first half of August.

### General Fund Sales Tax

SALES TAX PERFORMANCE (vs Projection)				SALES TAX PERFORMANCE (vs Prior Year)			
Sep 17	Projection	\$ Diff	% Change	Sep 17	Sep 16	\$ Diff	% Change
18,069,811	17,821,196	248,615	1.4%	18,069,811	17,471,760	598,050	3.4%
YTD FY18	YTD Proj	\$ Diff	% Change	YTD FY18	YTD FY17	\$ Diff	% Change
54,602,512	53,773,599	828,913	1.5%	54,602,512	52,719,214	1,883,297	3.6%

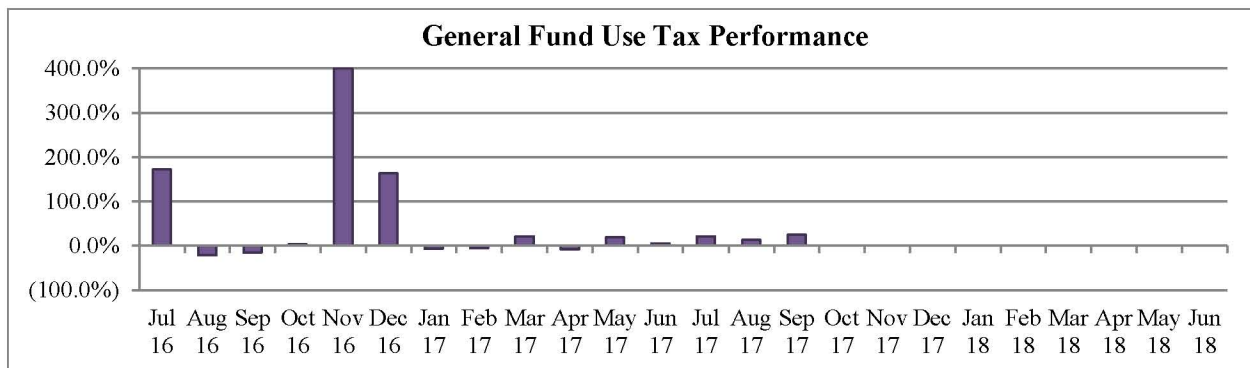
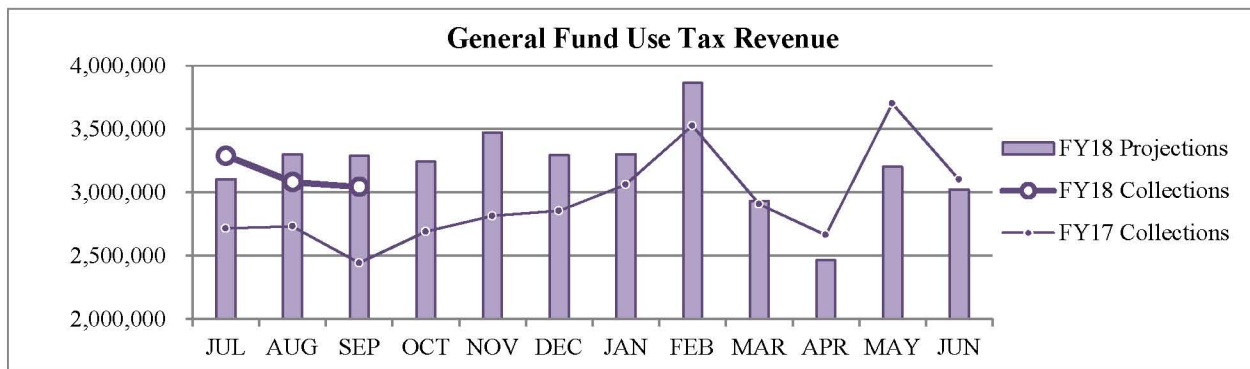


## Sales Tax Comparison to Other Cities



## General Fund Use Tax

USE TAX PERFORMANCE (vs Projection)				USE TAX PERFORMANCE (vs Prior Year)			
Sep 17	Projection	\$ Diff	% Change	Sep 17	Sep 16	\$ Diff	% Change
3,044,296	3,288,585	(244,289)	(7.4%)	3,044,296	2,443,920	600,376	24.6%
YTD FY18	YTD Proj	\$ Diff	% Change	YTD FY18	YTD FY17	\$ Diff	% Change
9,416,931	9,688,922	(271,991)	(2.8%)	9,416,931	7,892,047	1,524,884	19.3%



Staff is available should you have questions or require additional information.

  
 James D. Couch  
 City Manager