



City Manager Report

The City of OKLAHOMA CITY

NO: 1091

DATE: OCTOBER 24, 2017

TO: THE MAYOR AND MEMBERS OF THE CITY COUNCIL

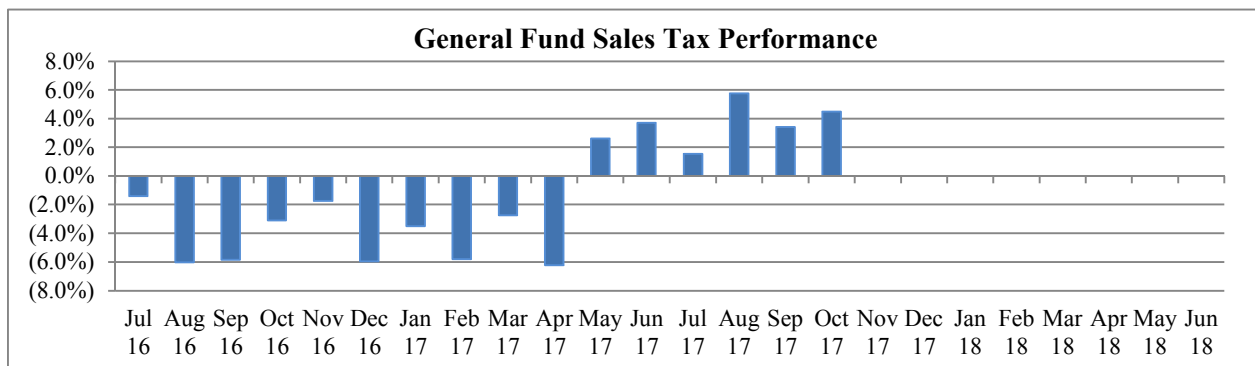
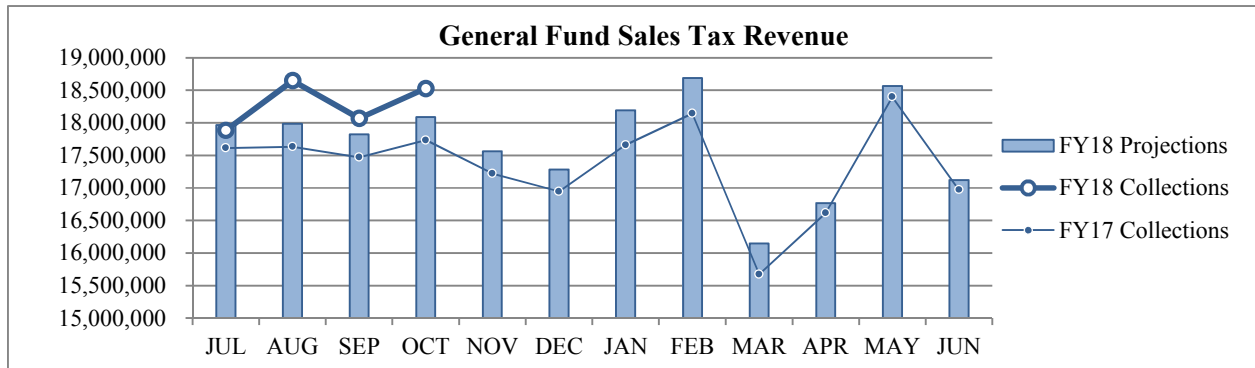
SUBJECT: OCTOBER 2017 SALES AND USE TAX COLLECTIONS

Combined sales and use taxes for the General Fund are \$941,923 or 1.1% above projections for the year.

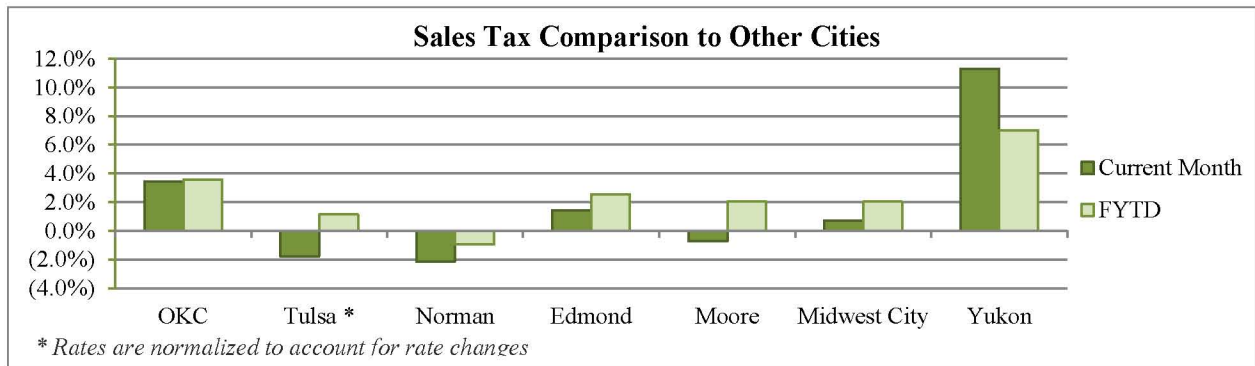
The majority of the October remittance includes actual collections for the second half of August and estimated collections for the first half of September.

General Fund Sales Tax

SALES TAX PERFORMANCE (vs Projection)				SALES TAX PERFORMANCE (vs Prior Year)			
Oct 17	Projection	\$ Diff	% Change	Oct 17	Oct 16	\$ Diff	% Change
18,528,365	18,090,036	438,329	2.4%	18,528,365	17,735,329	793,036	4.5%
YTD FY18	YTD Proj	\$ Diff	% Change	YTD FY18	YTD FY17	\$ Diff	% Change
73,130,877	71,863,635	1,267,242	1.8%	73,130,877	70,454,543	2,676,333	3.8%

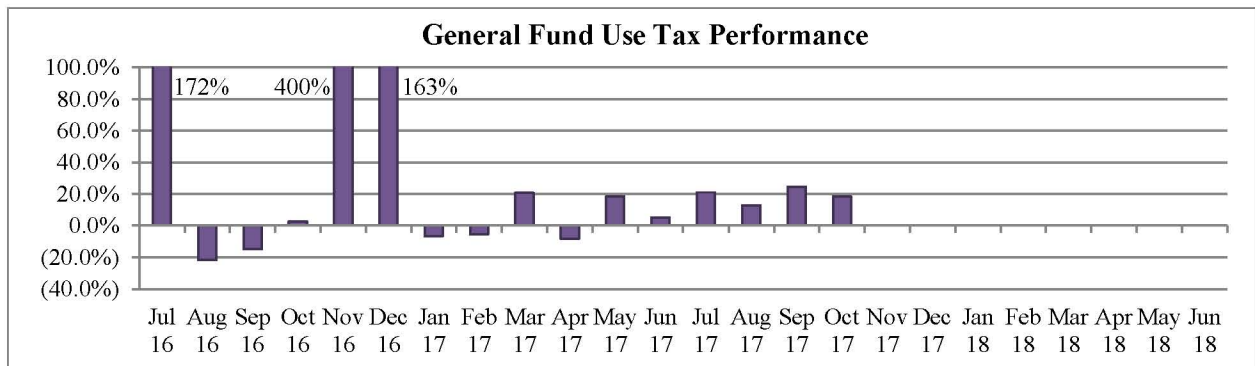
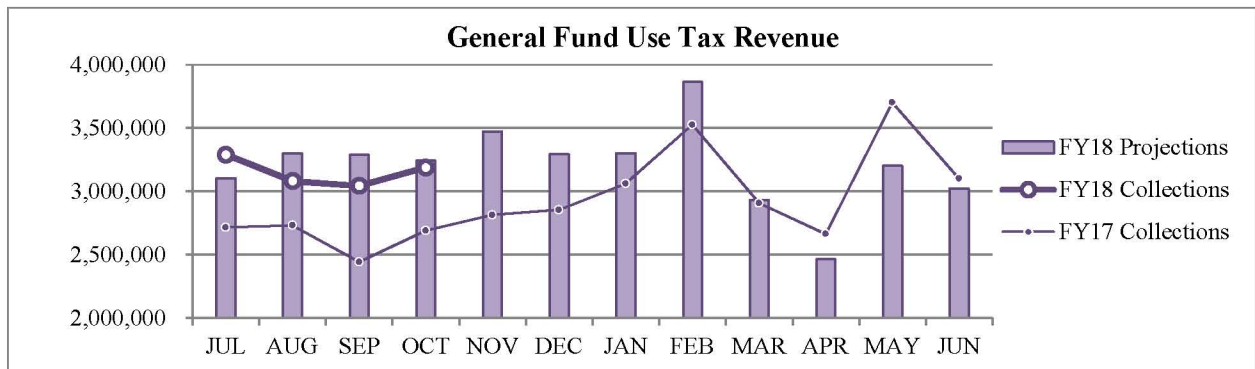


Sales Tax Comparison to Other Cities




General Fund Use Tax

USE TAX PERFORMANCE (vs Projection)				USE TAX PERFORMANCE (vs Prior Year)			
Oct 17	Projection	\$ Diff	% Change	Oct 17	Oct 16	\$ Diff	% Change
3,189,896	3,243,224	(53,328)	(1.6%)	3,189,896	2,691,059	498,837	18.5%
YTD FY18	YTD Proj	\$ Diff	% Change	YTD FY18	YTD FY17	\$ Diff	% Change
12,606,827	12,932,146	(325,319)	(2.5%)	12,606,827	10,583,106	2,023,721	19.1%



Staff is available should you have questions or require additional information.


 James D. Couch
 City Manager